



Reviewers Guide

2026–2027 K–12 Mathematics and Computer Science

Course: 1200384 Mathematics for Data and Financial Literacy

Bid ID: 1806

Pearson Title: Clendenen, Business Mathematics

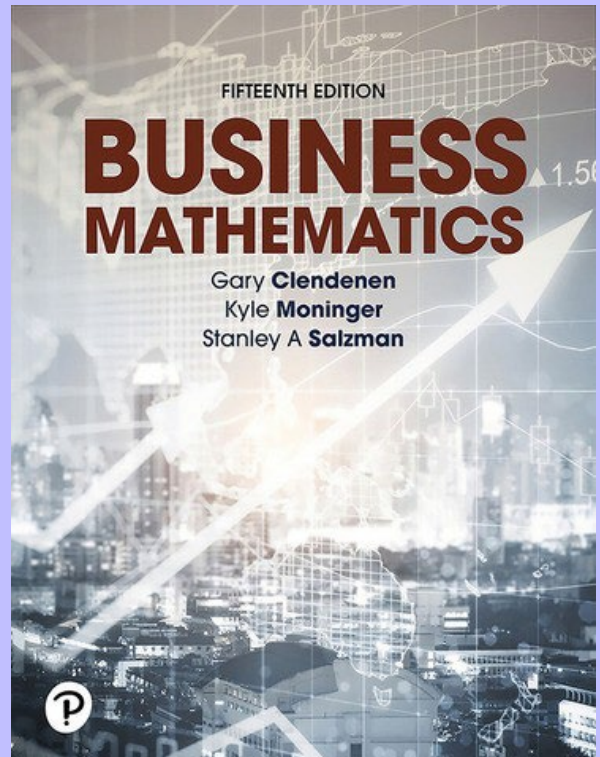
15th Edition © 2025

Major Tool ISBN: 9780135583852

Program Description

Business Mathematics, 15th edition shows students how to apply math to solve real-world business problems. This edition develops understanding of business concepts, enhances problem-solving abilities, and practical, relatable business and personal applications. A wide range of basic business math concepts are covered and relating them in contextual situations.

- **Real-world examples:** Company profiles introduce real businesses (e.g., Starbucks, REI) with math applications. Two case studies per chapter, progressing from simple to complex business problems.
- **Practical applications:** Examples, exercises, and news excerpts illustrating real-world math use in business.
- **Exercise progression:** Paired exercises from basic to advanced, concluding with real-world application problems.
- **Quick-check problems:** Immediate application of concepts through quick exercises.
- **Up-to-date content:** New topics on the Cost of College, Student Debt, and cryptocurrency, along with up-to-date payroll data, salary graphs, and budgeting insights.



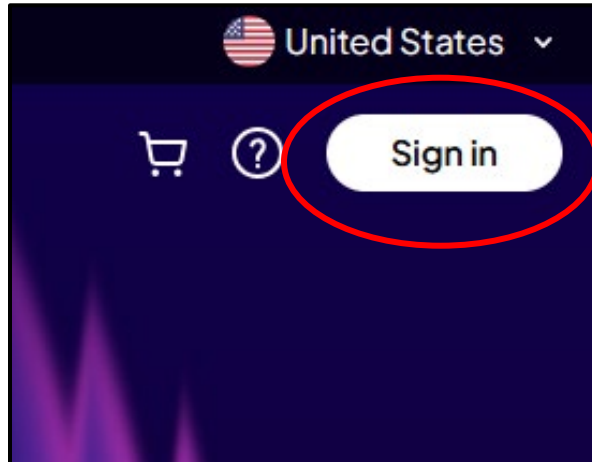
Publisher's State Specific Website Link:

<https://www.pearson.com/en-us/schools/states/florida-review.html>

Access Instructions

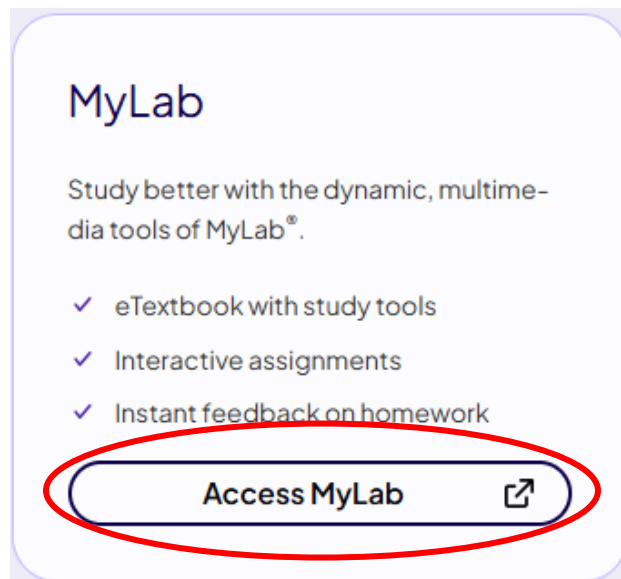
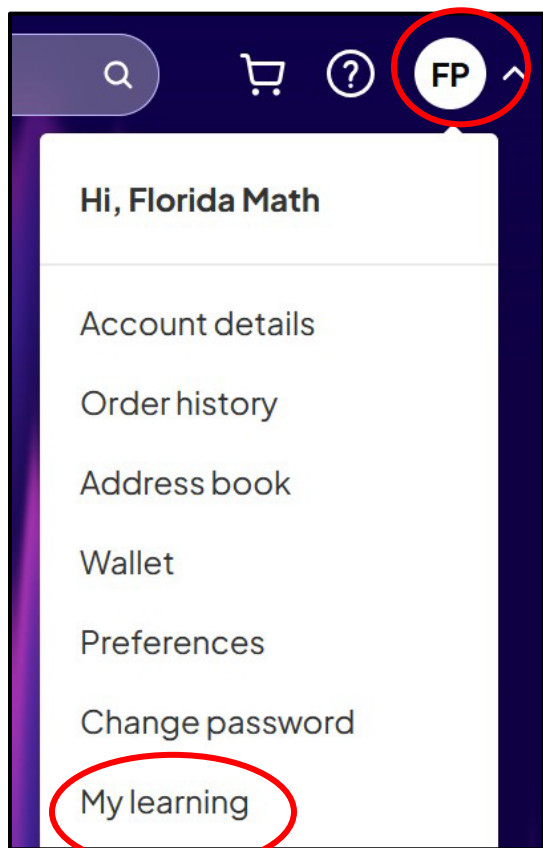
1. Logging Into Your Account

- Navigate to:
<https://www.pearson.com/en-us.html>
- Select: Sign in
- Enter the credentials:
 - Username: FLMath@Pearson
 - Password: 4Reviewing



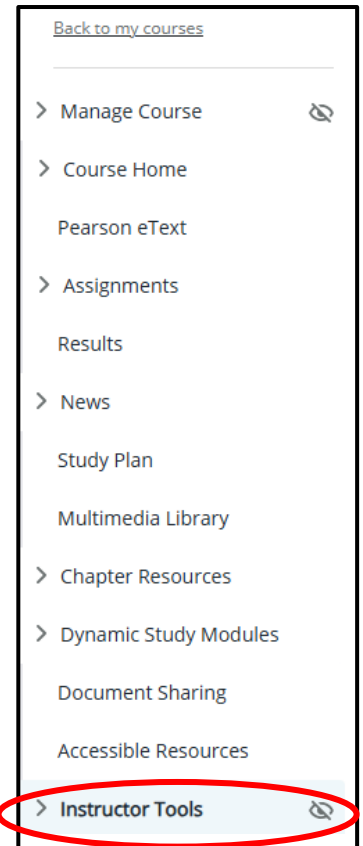
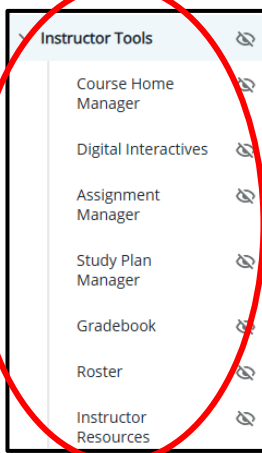
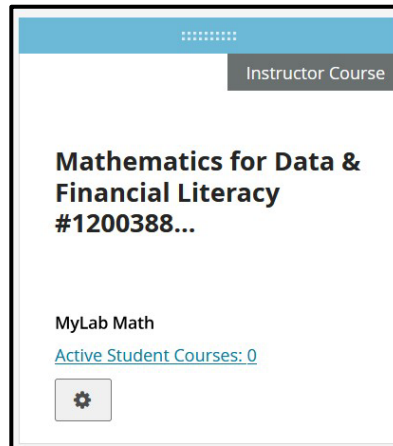
2. Logging into MyLab

- Once logged in, return to top-right corner of the screen, and click the menu drop-down.
- From the drop-down menu, select "My Learning".
- Select "Access MyLab".



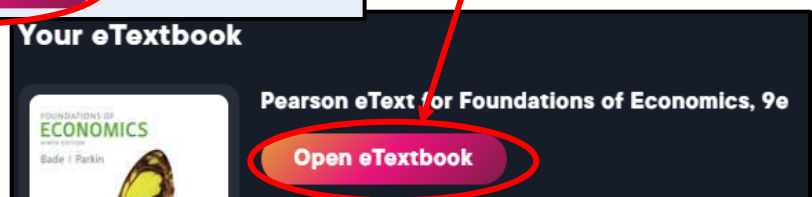
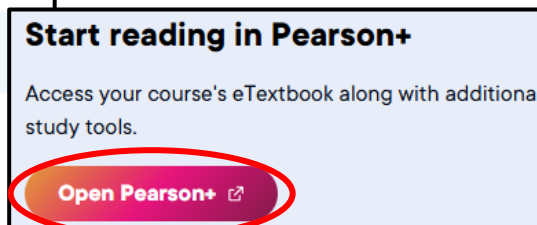
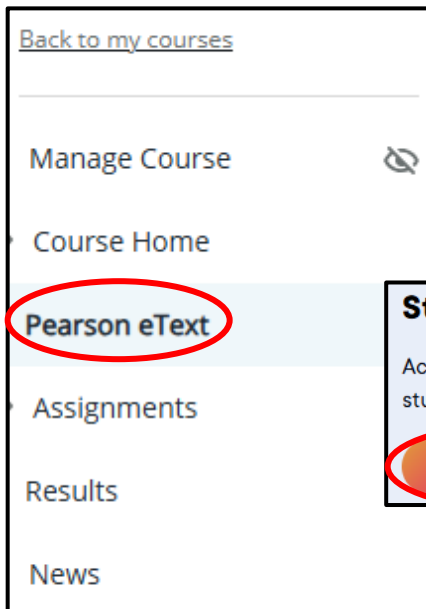
3. Accessing the Course & Instructor Resources

- Select the course by clicking on the title.
- On the left-hand menu, select “Instructor Tools”.
- From the drop-down menu, select resources to review.



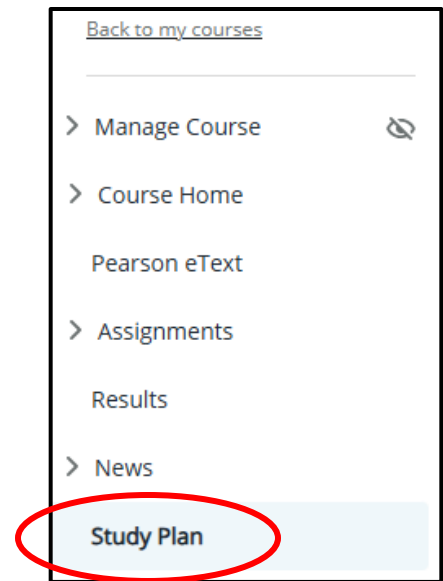
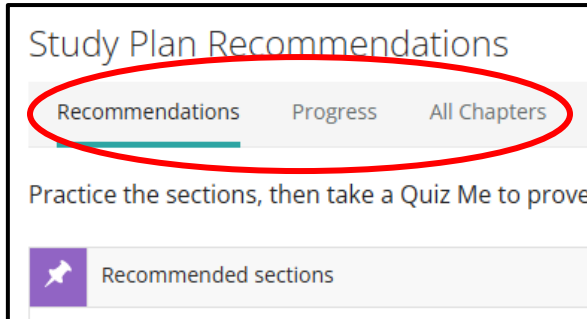
4. Reviewing the eText

- On the left-hand menu, select “Pearson eText” or “eText Contents.”
- Select “Open Pearson+” or “View the eText that mirrors your textbook.” The Pearson eText will open in another tab/window.
- If prompted, select “Open eTextbook.”



5. Accessing the Student Resources

- Navigate back to the first tab. From the left-hand menu, select “Study Plan”.
- Browse the student study resources, including Recommendations, Progress, and All Chapters.



6. Guided Platform Walkthrough

- For a guided MyLab walkthrough, including an overview of key features, please visit: [MyLab: A Guided Walkthrough \(https://www.youtube.com/watch?v=lg3X7Vu_wYg\)](https://www.youtube.com/watch?v=lg3X7Vu_wYg)



