



Reviewers Guide

2026–2027 K–12 Mathematics and Computer Science

Course: 1200710 Mathematics for College Algebra
Bid ID: 1803

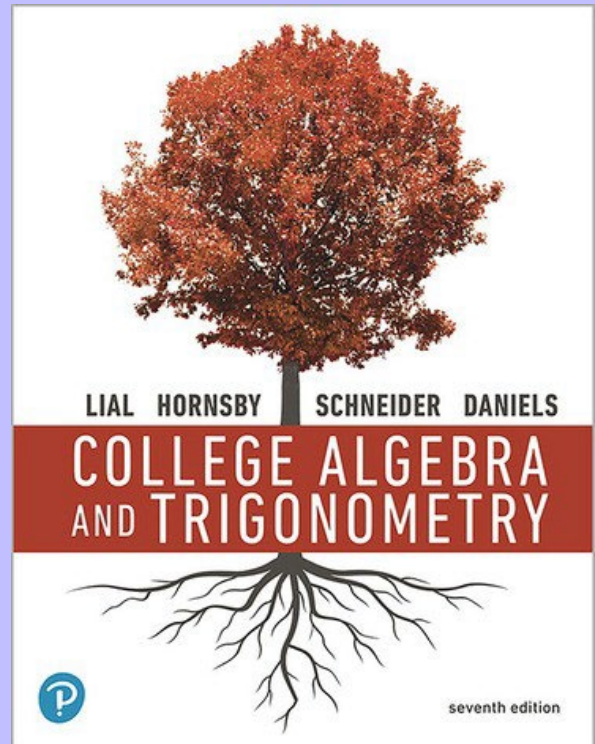
Pearson Title: Lial, College Algebra and Trigonometry
7th Edition © 2021

Major Tool ISBN: 9780135583906

Program Description

College Algebra and Trigonometry, 7th edition provides conceptual understanding and analytical skills. A systematic approach actively engages students in learning. This edition offers a complete suite of materials that supports all classroom types and learners.

- **Comprehensive content:** Includes examples and exercises on functions, logarithmic functions, ellipses, hyperbolas, and matrix solutions of linear systems. The Review chapter covers basic algebra concepts that are often found challenging.
- **Engaging practice:** Include Concept Preview, Concept Check, Relating Concepts and Now Try exercises encourage understanding and problem solving, with pointers highlighting common mistakes.
- **Visual learning:** Provides a visual approach to solve Polynomial and Relational Inequalities by examining graphs of related functions.
- **Concept building:** Covers challenging topics including Fractions, Decimals, Percents, polynomial division, factoring expressions with exponents, and operations with signed numbers in an organized manner.



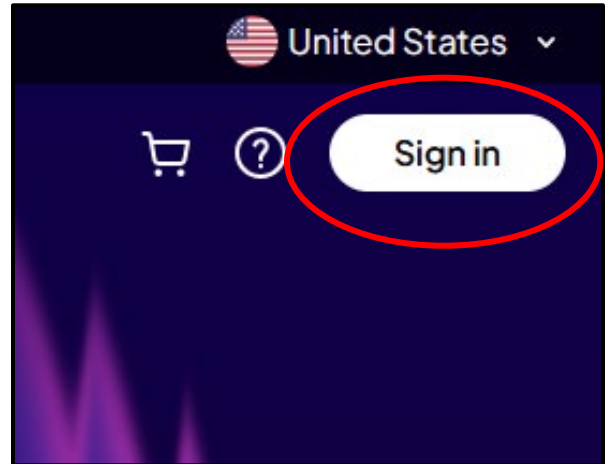
Publisher's State Specific Website Link:

<https://www.pearson.com/en-us/schools/states/florida-review.html>

Access Instructions

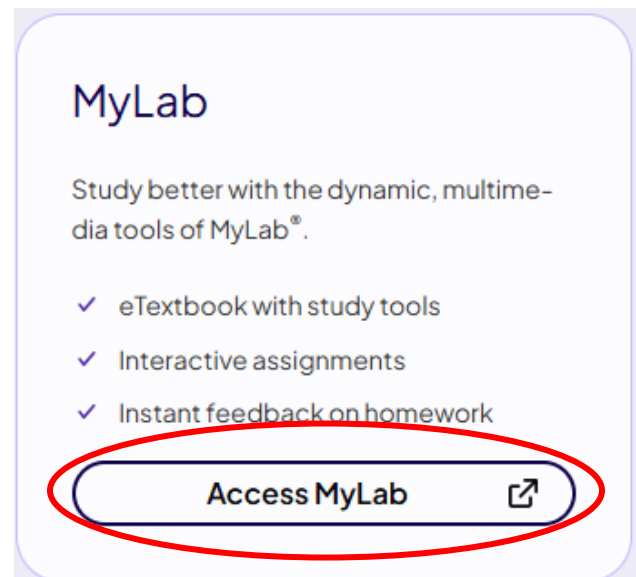
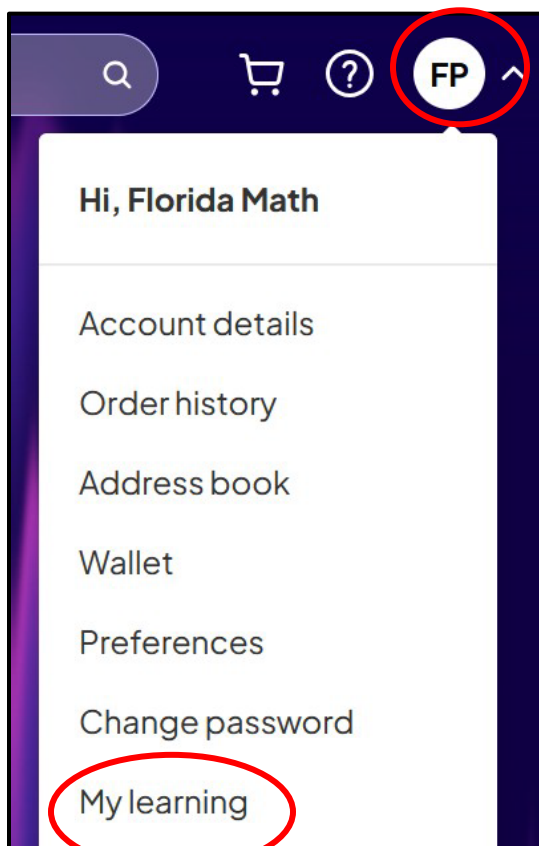
1. Logging Into Your Account

- Navigate to:
<https://www.pearson.com/en-us.html>
- Select: Sign in
- Enter the credentials:
 - Username: FLMath@Pearson
 - Password: 4Reviewing



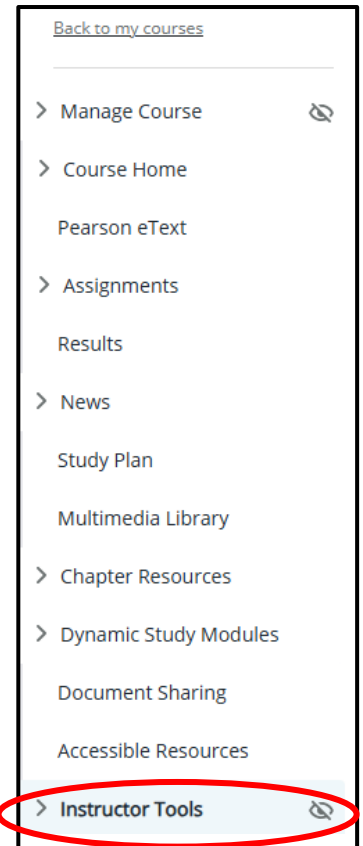
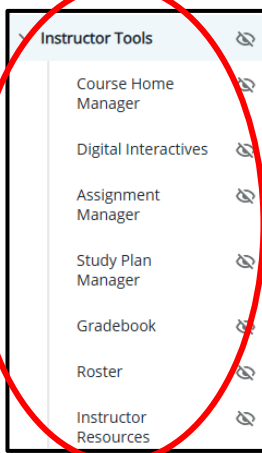
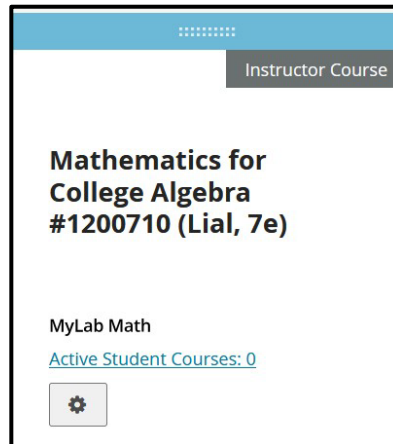
2. Logging into MyLab

- Once logged in, return to top-right corner of the screen, and click the menu drop-down.
- From the drop-down menu, select “My Learning”.
- Select “Access MyLab”.



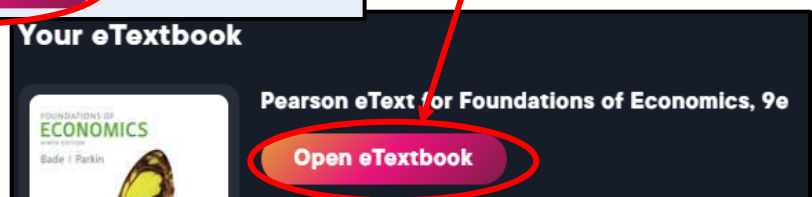
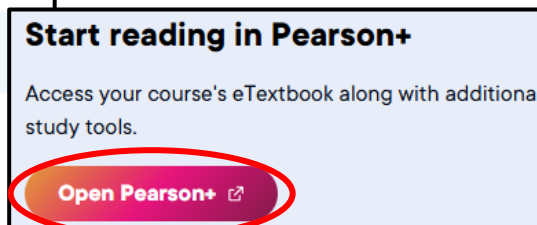
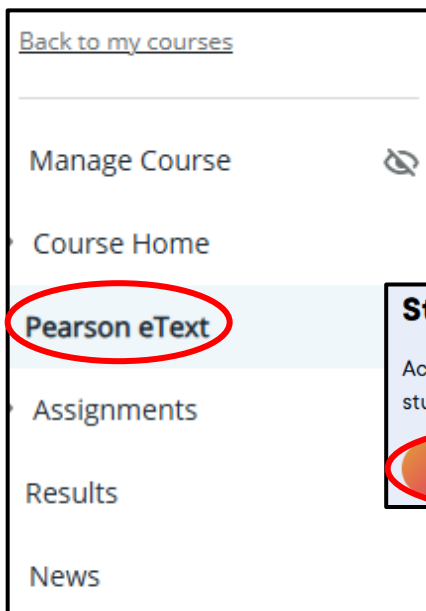
3. Accessing the Course & Instructor Resources

- Select the course by clicking on the title.
- On the left-hand menu, select “Instructor Tools”.
- From the drop-down menu, select resources to review.



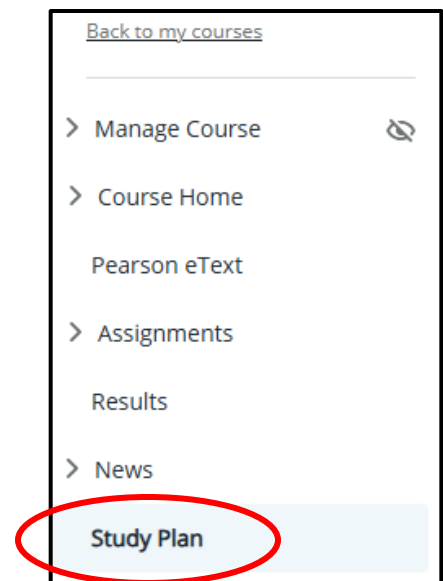
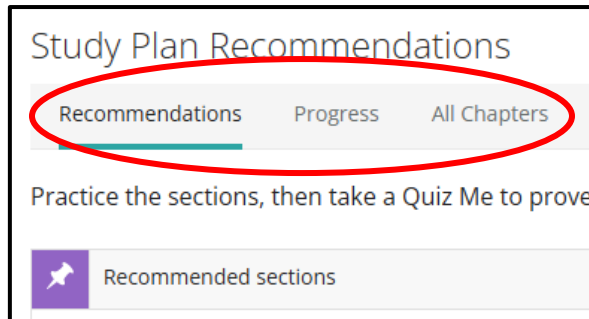
4. Reviewing the eText

- On the left-hand menu, select “Pearson eText” or “eText Contents.”
- Select “Open Pearson+” or “View the eText that mirrors your textbook.” The Pearson eText will open in another tab/window.
- If prompted, select “Open eTextbook.”



5. Accessing the Student Resources

- Navigate back to the first tab. From the left-hand menu, select “Study Plan”.
- Browse the student study resources, including Recommendations, Progress, and All Chapters.



6. Guided Platform Walkthrough

- For a guided MyLab walkthrough, including an overview of key features, please visit: [MyLab: A Guided Walkthrough \(https://www.youtube.com/watch?v=lg3X7Vu_wYg\)](https://www.youtube.com/watch?v=lg3X7Vu_wYg)



