

 **Pearson**

Reviewers Guide

**2026–2027 K–12 Mathematics and Computer
Science**

Course: 1210300 Probability and Statistics Honors
Bid ID: 1801

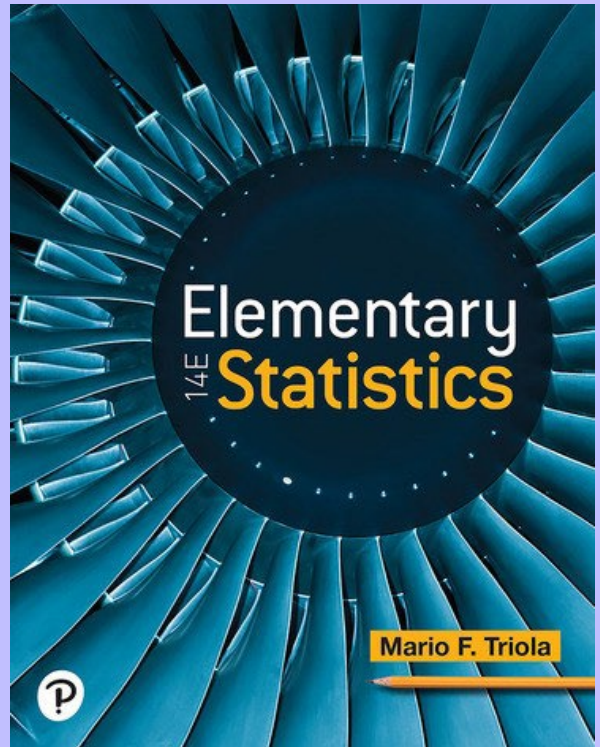
Pearson Title: Triola, Elementary Statistics 14th Edition ©
2022

Major Tool ISBN: 9780135583944

Program Description

Elementary Statistics, 14th edition, highlights the role of statistics in daily life by examining real data and modern uses, helping students from all fields. This edition contains data sets, content videos, examples, and exercises, making it current and supportive for students. The program is a part of a series containing an Essentials version along with *Elementary Statistics Using the Texas Instruments (TI)-83/84 Plus Calculator* and *Elementary Statistics Using Excel*.

- **Easy-to-read text:** Clear, engaging and accessible text that is easy to understand for students across all majors.
- **Structured learning:** Chapter objectives outline the learning goals for a chapter, while flowcharts visually simplify difficult concepts.
- **Focused activities:** Your Turn, Chapter Quick Quiz, Chapter Problems, Revised Margin Essays, From Data to Decision provide students with ample practice, encourage critical thinking and practical application.
- **Real-world data:** Examples, exercises, data sets, Go Figure items and chapter problems use real data, keeping the material relevant.



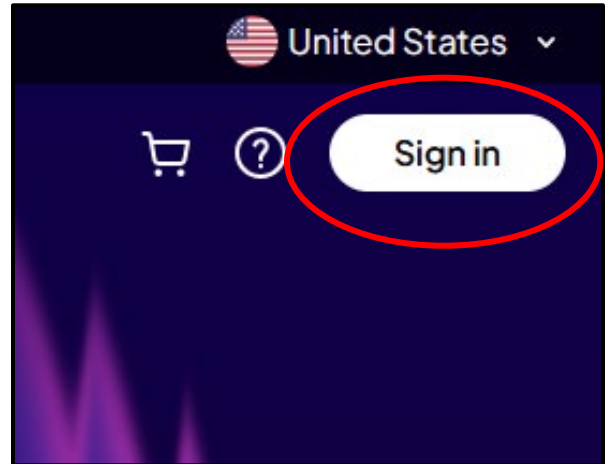
Publisher's State Specific Website Link:

<https://www.pearson.com/en-us/schools/states/florida-review.html>

Access Instructions

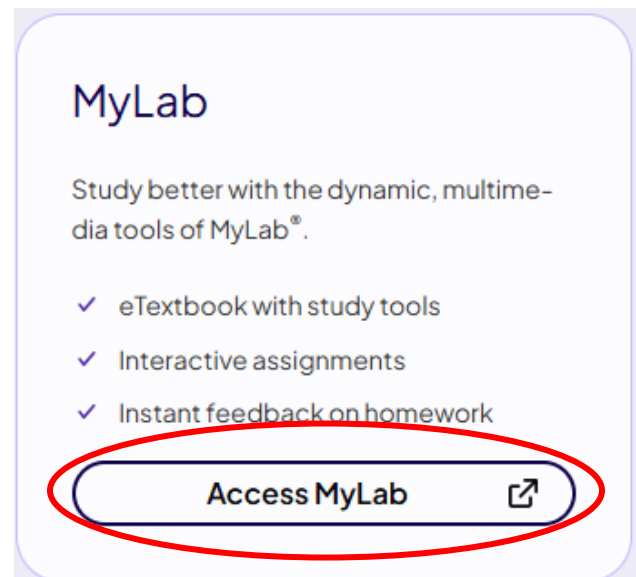
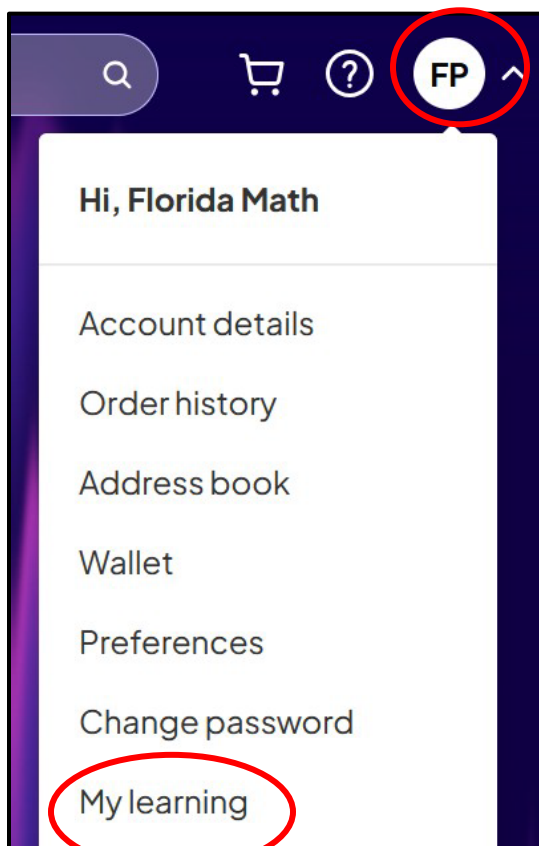
1. Logging Into Your Account

- Navigate to:
<https://www.pearson.com/en-us.html>
- Select: Sign in
- Enter the credentials:
 - Username: FLMath@Pearson
 - Password: 4Reviewing



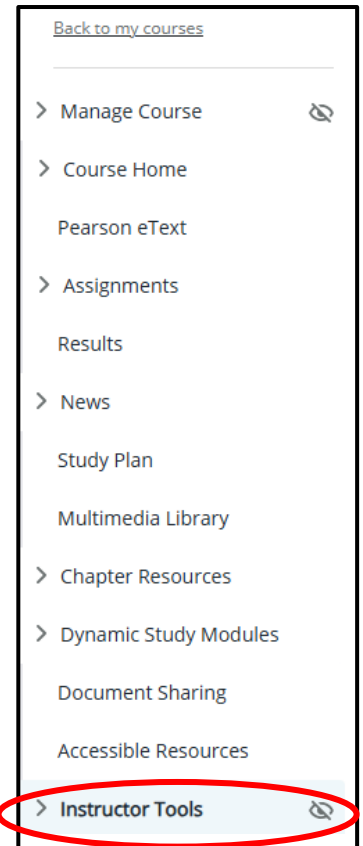
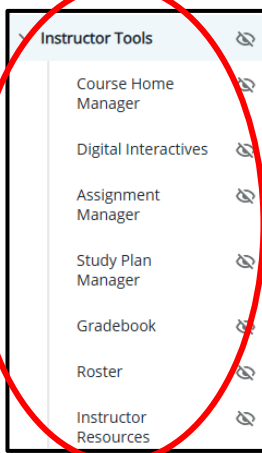
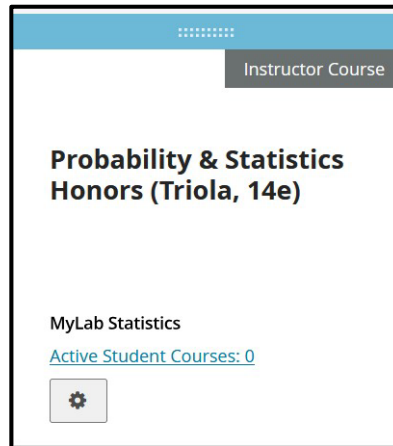
2. Logging into MyLab

- Once logged in, return to top-right corner of the screen, and click the menu drop-down.
- From the drop-down menu, select "My Learning".
- Select "Access MyLab".



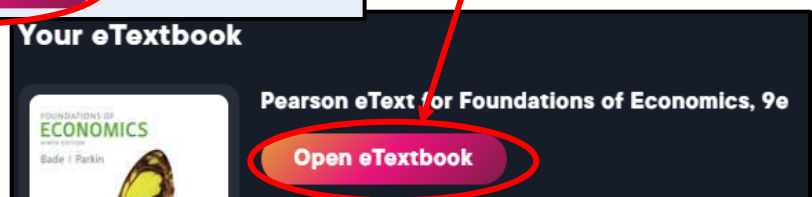
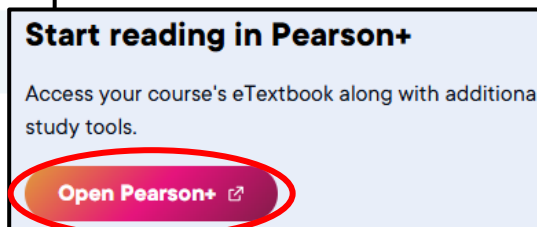
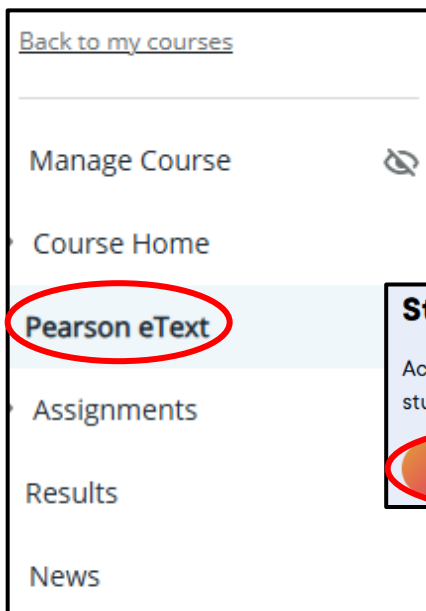
3. Accessing the Course & Instructor Resources

- Select the course by clicking on the title.
- On the left-hand menu, select “Instructor Tools”.
- From the drop-down menu, select resources to review.



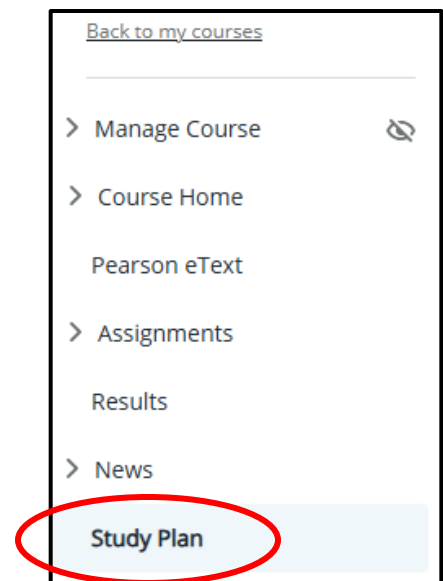
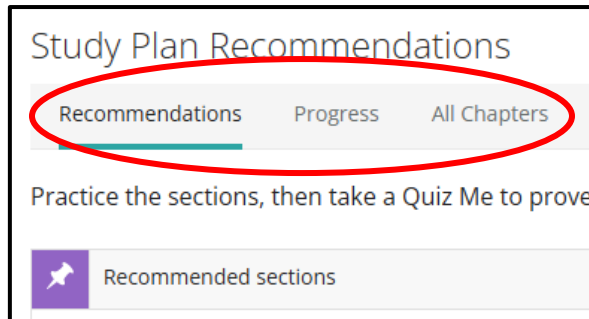
4. Reviewing the eText

- On the left-hand menu, select “Pearson eText” or “eText Contents.”
- Select “Open Pearson+” or “View the eText that mirrors your textbook.” The Pearson eText will open in another tab/window.
- If prompted, select “Open eTextbook.”



5. Accessing the Student Resources

- Navigate back to the first tab. From the left-hand menu, select “Study Plan”.
- Browse the student study resources, including Recommendations, Progress, and All Chapters.



6. Guided Platform Walkthrough

- For a guided MyLab walkthrough, including an overview of key features, please visit: [MyLab: A Guided Walkthrough \(https://www.youtube.com/watch?v=lg3X7Vu_wYg\)](https://www.youtube.com/watch?v=lg3X7Vu_wYg)



