

Pearson

Reviewer Guide

Oklahoma Social Studies Adoption

Course: AP[®] African American Studies

Pearson Title: The African American Journey, AP[®] Edition,
1st Edition ©2024

Program Description

The African American Journey, 1st edition is a comprehensive exploration of the African American experience from ancient African civilizations through the 21st century. Divided into six thematic parts, the text traces a powerful historical arc of struggle, resilience, resistance, and transformation.

1. Becoming African American begins in precolonial Africa, offering essential context for the rich cultures from which African people came.

2. Slavery, Abolition, and the Quest for Freedom charts the entrenchment of slavery in the American South alongside the growth of a vibrant free Black community in the North.

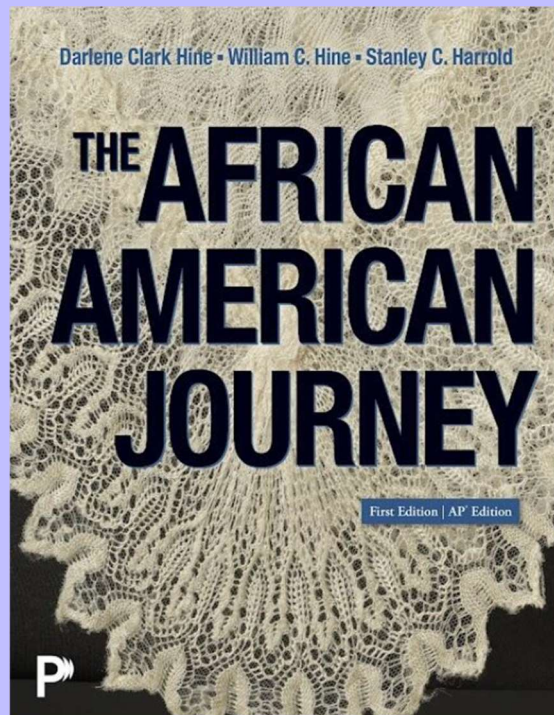
3. The Civil War, Emancipation, and Black Reconstruction captures the transformative impact of the war and Reconstruction, emphasizing African Americans' fight for true freedom and equality.

4. Searching for Safe Spaces explores the rise of Jim Crow and institutional white supremacy, while chronicling how African Americans resisted through migration, education, activism, and culture.

5. The Great Depression and World War II shows how economic hardship and global conflict reshaped Black communities and protest movements.

6. The Black Revolution focuses on the Civil Rights Movement and its evolution into Black Power, Black Arts, and ongoing political engagement.

College Board Alignment: *The African American Journey, 1st edition* correlates to the AP[®] African American Studies Course and Exam Description (December 2023).



Publisher Adoption Website:

<https://www.pearson.com/en-us/schools/states/oklahoma.html>

Digital Sample Access:

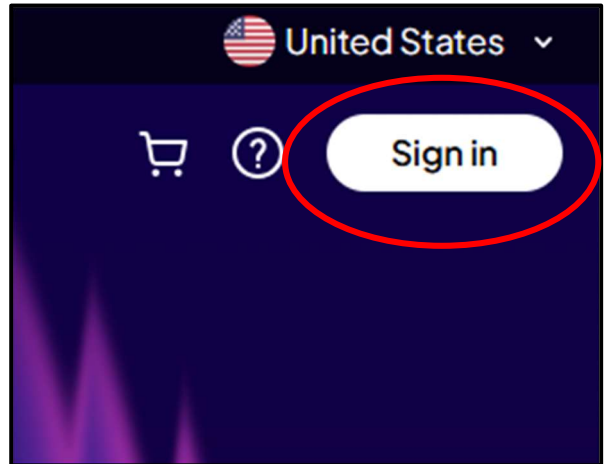
<https://www.pearson.com/en-us.html>



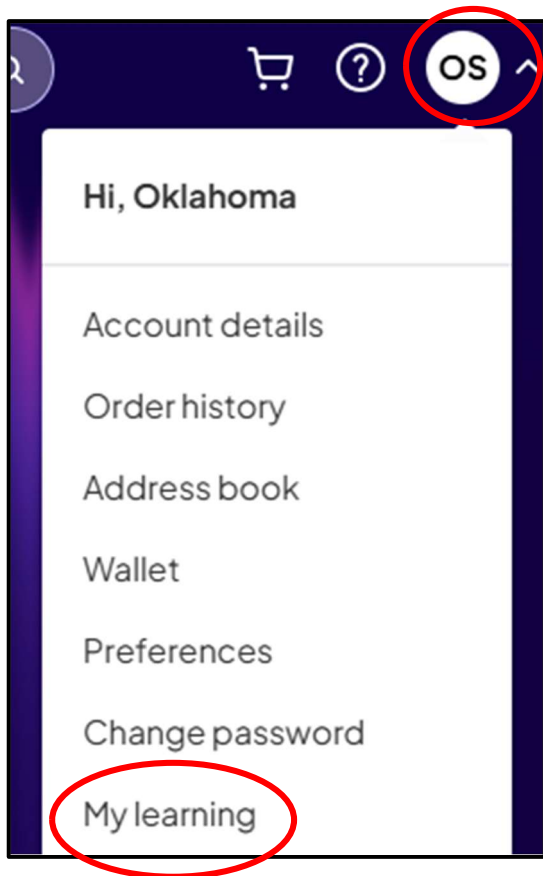
Access Instructions

1. Logging Into Your Account

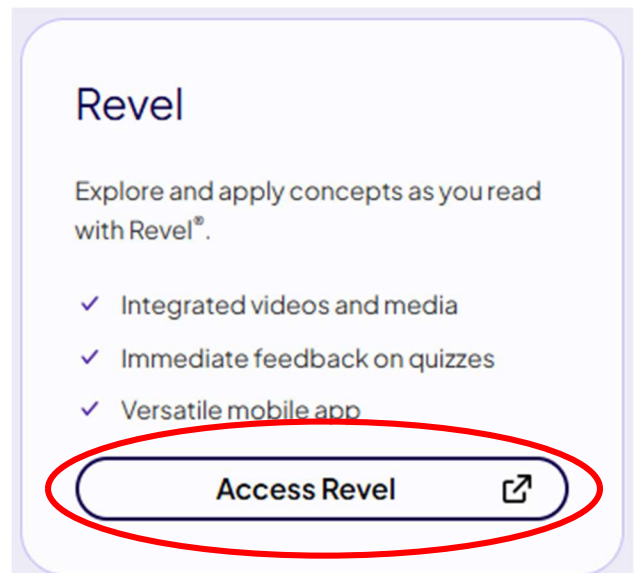
- Navigate to:
<https://www.pearson.com/en-us.html>
- Select: Sign in
- **For Instructor Access...**
 - Username: OklahomaSS2026
 - Password: P@ssword1
- **For Student Access...**
 - Username: OklahomaStudent
 - Password: P@ssword2026



2. Logging into MyLab

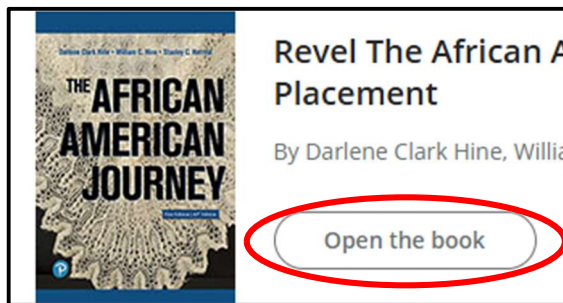
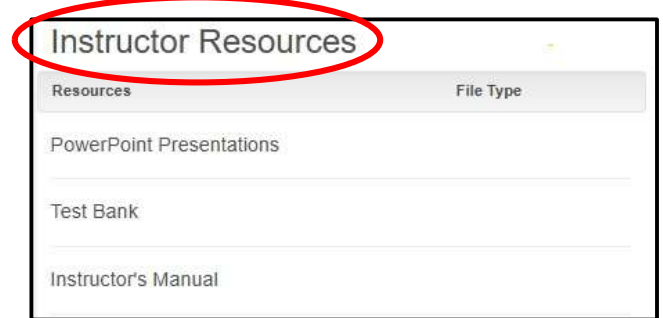
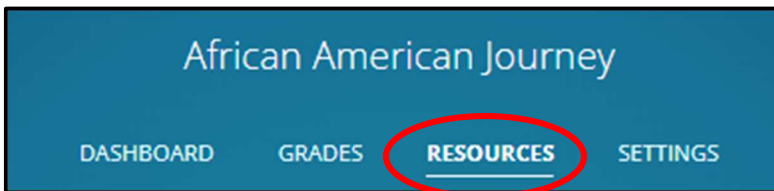
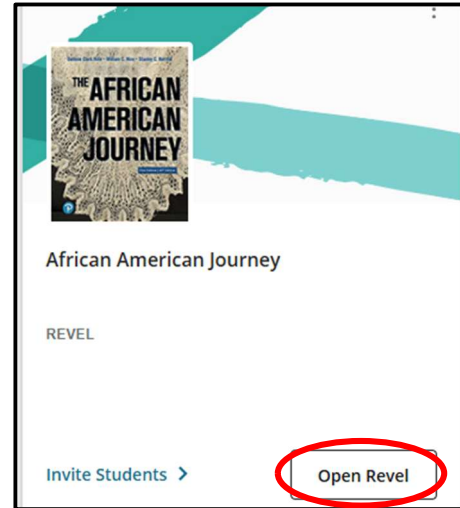


- Once logged in, return to top-right corner of the screen, and click the menu drop-down.
- From the drop-down menu, select "My Learning".
- Select "Access Revel".



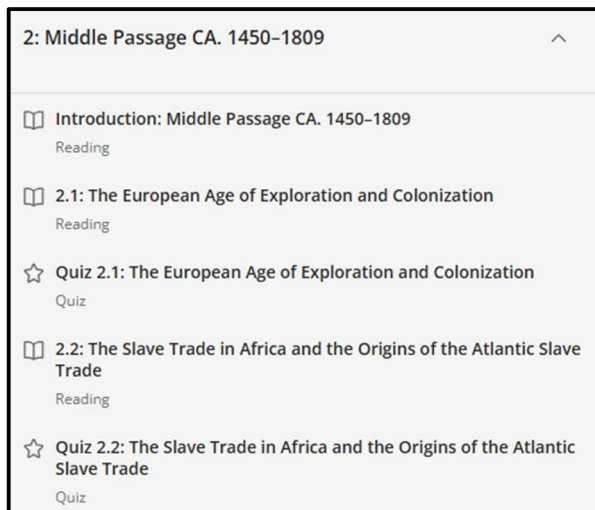
3. Accessing the Course & Instructor Resources

- Select the course by selecting “Open Revel” under the title.
- On the Course Home Screen, use the top menu to select the materials you want to review.
- Select “Resources” to review the Instructor Resources.



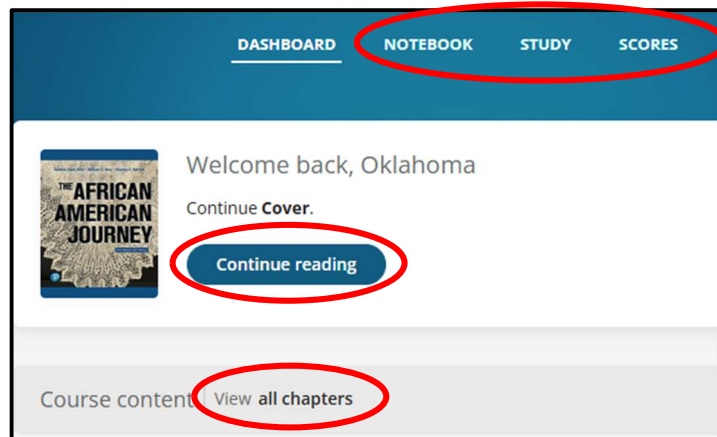
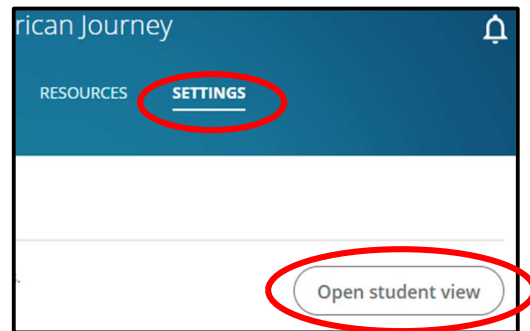
4. Reviewing the eText

- Under the “Resources” section, select the option to “Open the book”.
- From here, you can navigate through the book using the table of contents on the left side of the page.
- Select the “X” in the upper left corner to return to the Course Home Screen



5. Accessing the Student Resources

- From the Course Home Screen, select the “Settings” option, then “Open Student View”.
- From the Student Dashboard, explore the menu options, including:
 - View All Chapters
 - Continue Reading
 - Notebook
 - Study
 - Scores



6. Guided Platform Walkthrough

- For a guided MyLab walkthrough, including an overview of key features, please visit: [Revel: A Guided Walkthrough \(https://www.youtube.com/watch?v=Kypmxf3-6Y\)](https://www.youtube.com/watch?v=Kypmxf3-6Y)



