

Pearson

Reviewer Guide

Oklahoma Social Studies Adoption

Course: AP[®] US Government and Politics

Pearson Title: American Government: Roots and Reform, AP[®] Edition, 15th Edition ©2026

Program Description

American Government: Roots and Reform, 15th edition, AP® edition examines current issues and events through a historic lens. Authors Karen O'Connor and Larry Sabato relate historical events to political systems/practices, emphasizing the value of the past in evaluating future measures.

Engaging visuals: Chapter vignettes along with photos of major events explain the connection between the past and the present.

Key features: *Roots of and Toward Reform* features highlight American government history and discuss the continuous cycle of review and reform through which the country continues to develop.


Deep learning: The program focuses on qualitative understanding, allowing students to learn and apply information from sources such as graphs and charts.

Relevant events: Covers topics such as the 2024 elections, congressional demographics, and the political impacts of COVID-19.

College Board alignment: *Revel American Government: Roots and Reform, 15th edition, AP® edition* correlates to the United States Government and Politics Curriculum, Fall 2023.

Publisher Adoption Website:

<https://www.pearson.com/en-us/schools/states/oklahoma.html>



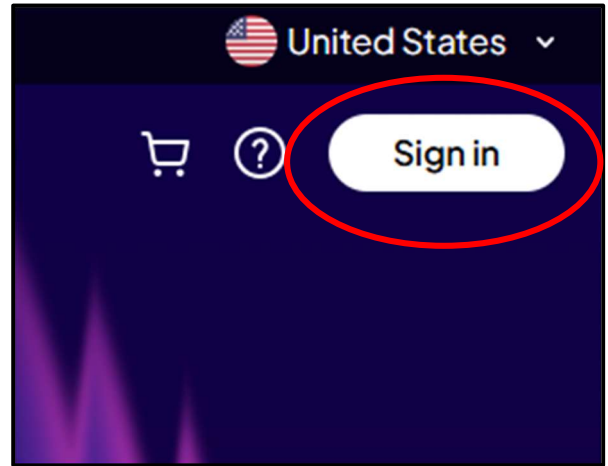
Digital Sample Access:

<https://www.pearson.com/en-us.html>

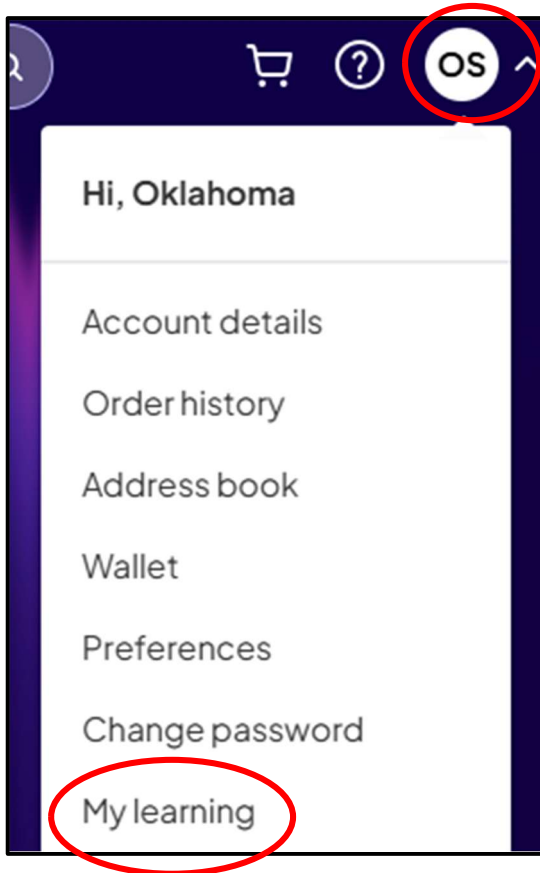
Access Instructions

1. Logging Into Your Account

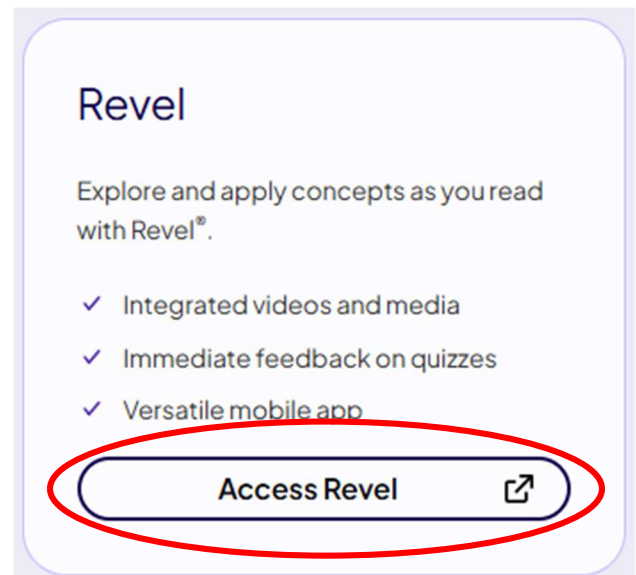
- Navigate to:
<https://www.pearson.com/en-us.html>
- Select: Sign in
- **For Instructor Access...**
 - Username: OklahomaSS2026
 - Password: P@ssword1
- **For Student Access...**
 - Username: OklahomaStudent
 - Password: P@ssword2026



2. Logging into MyLab

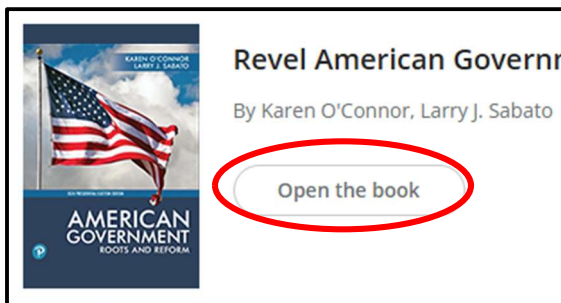
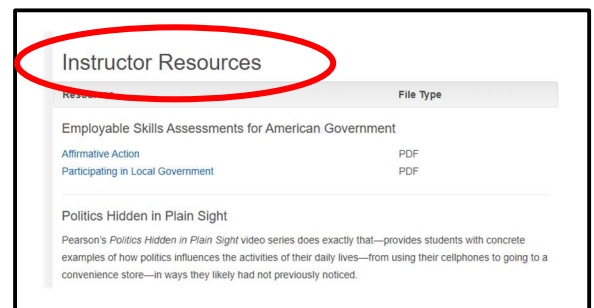
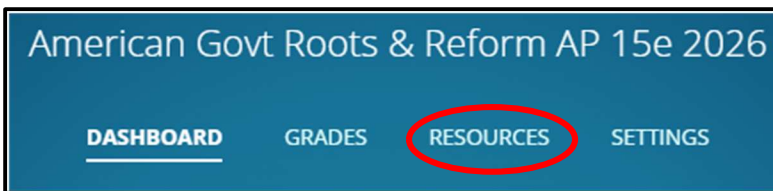
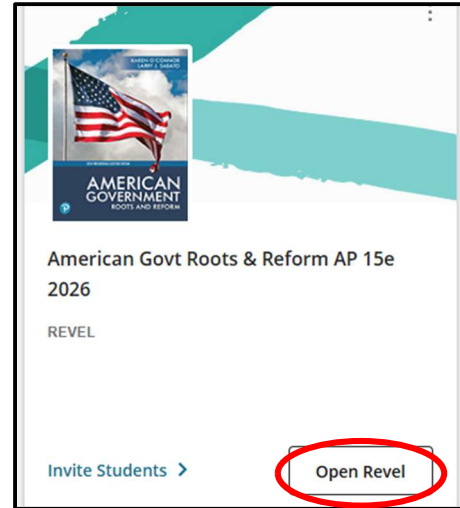


- Once logged in, return to top-right corner of the screen, and click the menu drop-down.
- From the drop-down menu, select "My Learning".
- Select "Access Revel".



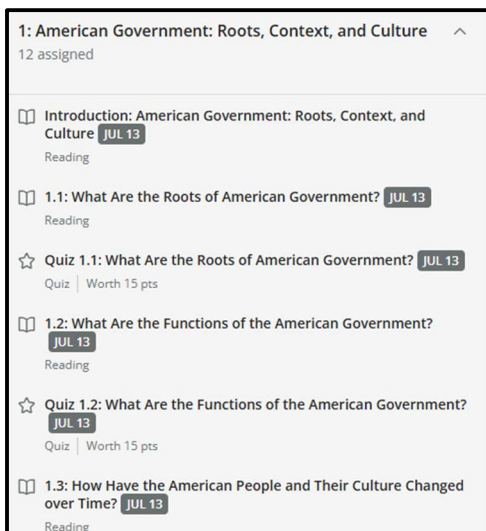
3. Accessing the Course & Instructor Resources

- Select the course by selecting “Open Revel” under the title.
- On the Course Home Screen, use the top menu to select the materials you want to review.
- Select “Resources” to review the Instructor Resources.



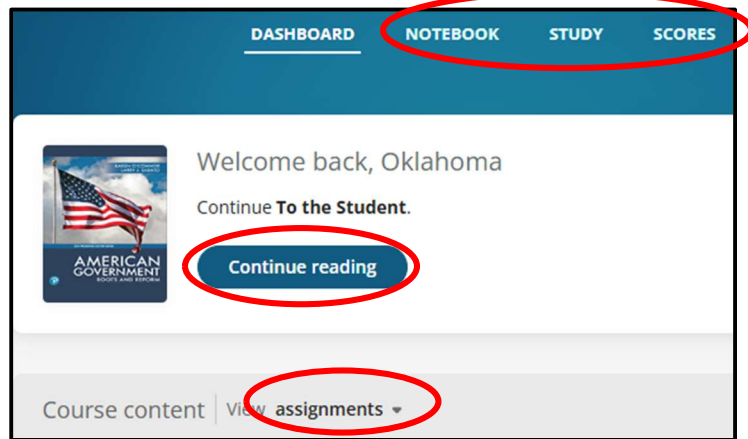
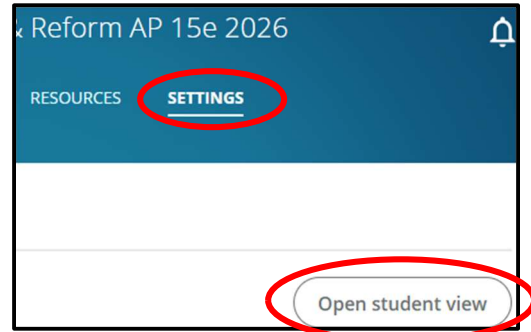
4. Reviewing the eText

- Under the “Resources” section, select the option to “Open the book”.
- From here, you can navigate through the book using the table of contents on the left side of the page.
- Select the “X” in the upper left corner to return to the Course Home Screen



5. Accessing the Student Resources

- From the Course Home Screen, select the “Settings” option, then “Open Student View”.
- From the Student Dashboard, explore the menu options, including:
 - View Assignments
 - Continue Reading
 - Notebook
 - Study
 - Scores



6. Guided Platform Walkthrough

- For a guided MyLab walkthrough, including an overview of key features, please visit: [Revel: A Guided Walkthrough \(https://www.youtube.com/watch?v=Kypmmxf3-6Y\)](https://www.youtube.com/watch?v=Kypmmxf3-6Y)



