

Pearson

Reviewer Guide

Oklahoma Social Studies Adoption

Course: AP[®] US History

Pearson Title: By the People: A History of the United States,
AP[®] Edition, 3rd Edition ©2024

Program Description

By the People: A History of the United States, 3rd edition, AP® edition, presents a comprehensive history of the United States and the various groups that have shaped it. This edition contains in-depth discussions on contemporary issues, historical events and research, with a dynamic learning experience tailored to different thinking, reading and learning styles.

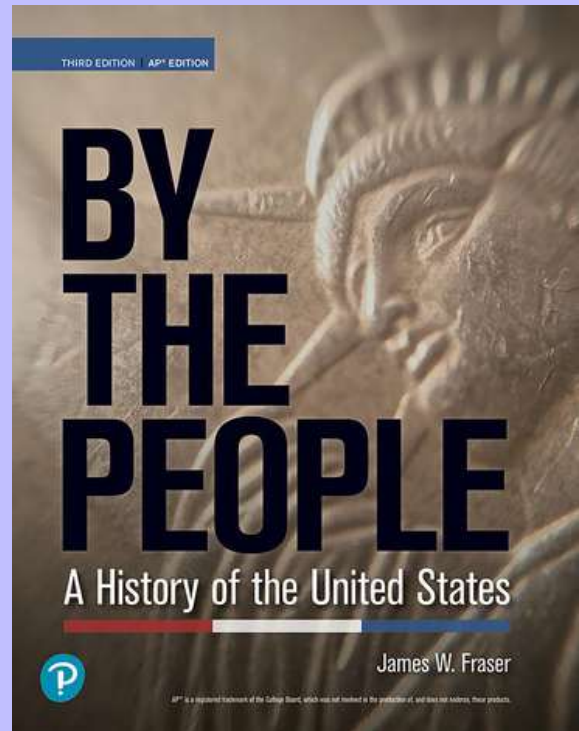
Engaging content: Presents events from US history and includes engaging accounts that provide insights on individual experiences across different eras and encourage deeper understanding and critical reflection. Explores the mutual influence of the US and other nations and cultures, impact of immigration, official foreign policies and global exchange of ideas through media and commerce.

AP® content: Integrates AP® content and pedagogy, AP® exam preparation, provides skills and knowledge for future college-level history courses.

College Board alignment: *By the People: A History of the United States, 3rd edition, AP® edition* correlates to the College Board's U.S. History Course Framework dated Fall 2020.

Publisher Adoption Website:

<https://www.pearson.com/en-us/schools/states/oklahoma.html>



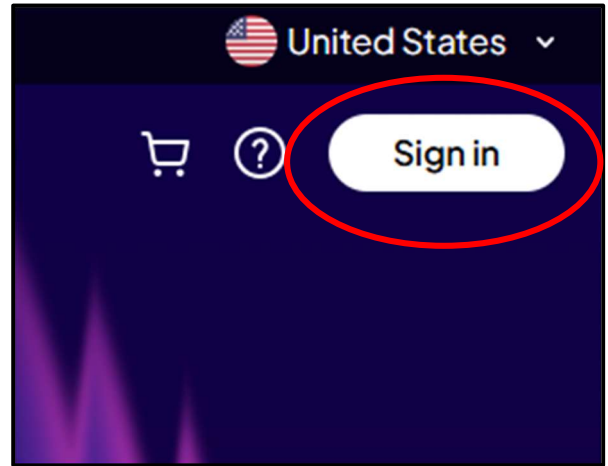
Digital Sample Access:

<https://www.pearson.com/en-us.html>

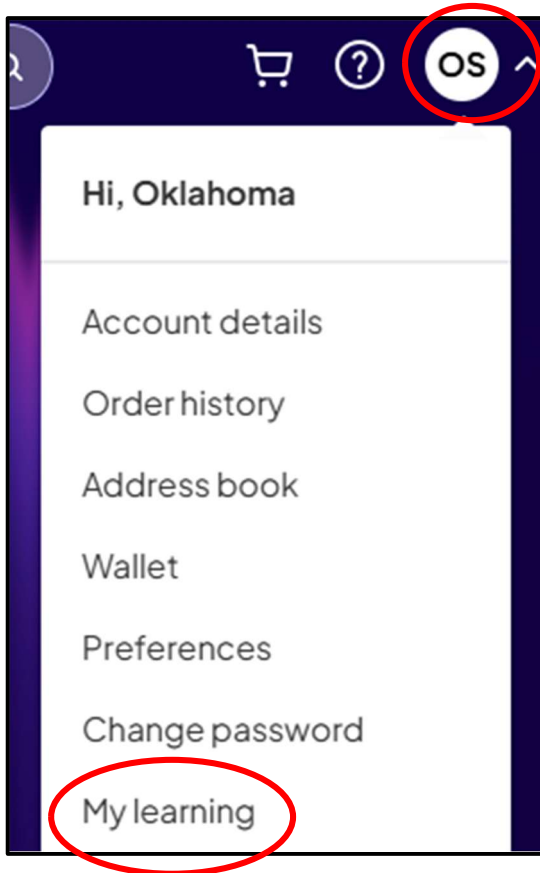
Access Instructions

1. Logging Into Your Account

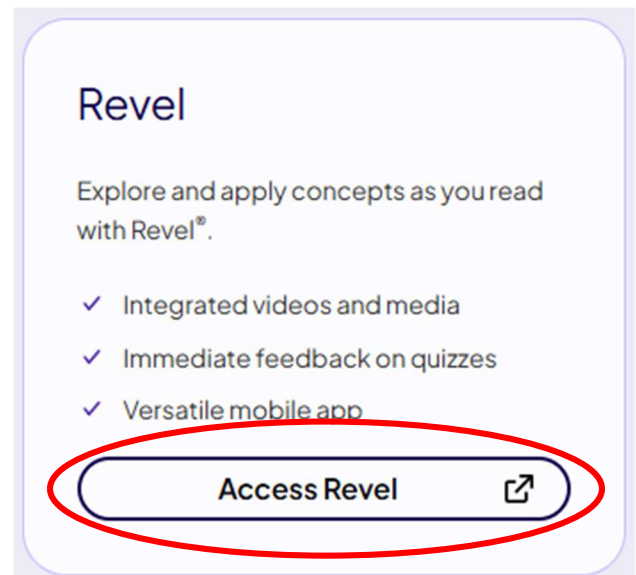
- Navigate to:
<https://www.pearson.com/en-us.html>
- Select: Sign in
- **For Instructor Access...**
 - Username: OklahomaSS2026
 - Password: P@ssword1
- **For Student Access...**
 - Username: OklahomaStudent
 - Password: P@ssword2026



2. Logging into MyLab

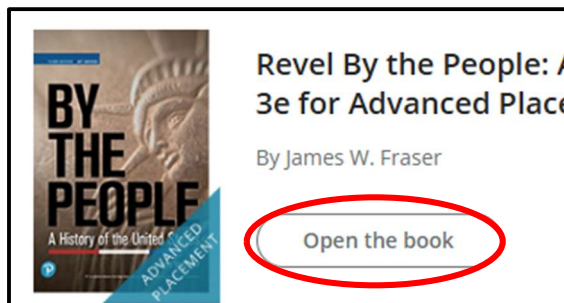
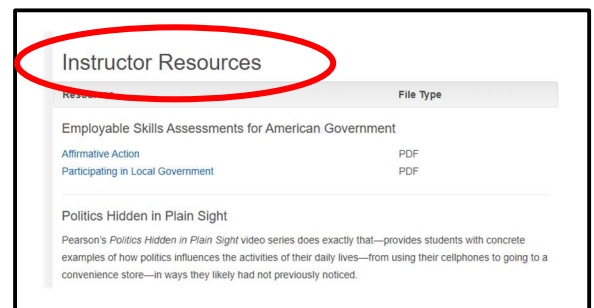
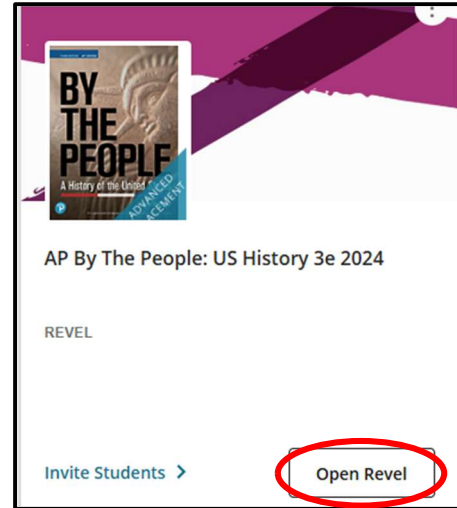


- Once logged in, return to top-right corner of the screen, and click the menu drop-down.
- From the drop-down menu, select “My Learning”.
- Select “Access Revel”.



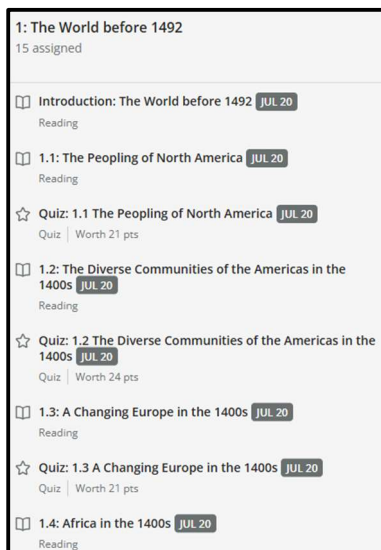
3. Accessing the Course & Instructor Resources

- Select the course by selecting “Open Revel” under the title.
- On the Course Home Screen, use the top menu to select the materials you want to review.
- Select “Resources” to review the Instructor Resources.



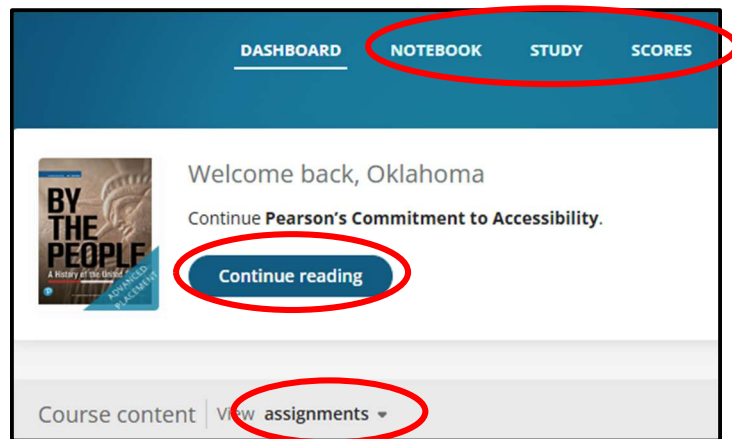
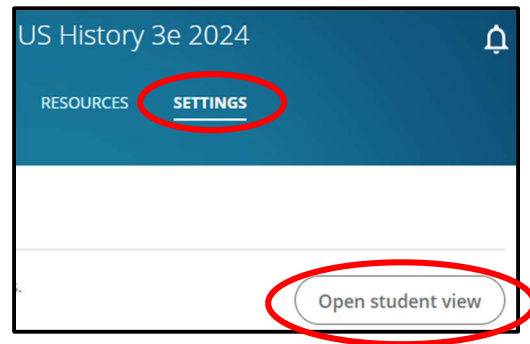
4. Reviewing the eText

- Under the “Resources” section, select the option to “Open the book”.
- From here, you can navigate through the book using the table of contents on the left side of the page.
- Select the “X” in the upper left corner to return to the Course Home Screen



5. Accessing the Student Resources

- From the Course Home Screen, select the “Settings” option, then “Open Student View”.
- From the Student Dashboard, explore the menu options, including:
 - View Assignments
 - Continue Reading
 - Notebook
 - Study
 - Scores



6. Guided Platform Walkthrough

- For a guided MyLab walkthrough, including an overview of key features, please visit: [Revel: A Guided Walkthrough \(https://www.youtube.com/watch?v=Kypmmxf3-6Y\)](https://www.youtube.com/watch?v=Kypmmxf3-6Y)



