

Pearson

Reviewer Guide

Oklahoma Social Studies Adoption

Course: Criminology

Pearson Title: Criminal Justice Today, 17th Edition ©2024

Program Description

Criminal Justice Today, 17th edition explores crime in the US and covers the three elements of the justice system: police, courts, and corrections. It challenges students to assess the strengths and weaknesses of the US justice system while considering the tension between individual rights and public safety.


Critical thinking: Freedom OR safety? YOU decide boxes allow students to understand personal rights concerns policymakers face today. Social justice boxes encourage consideration of the sustainability of freedom.

Understanding justice: Reimagining Justice, Is It Fair and Voices of Diversity boxes focus on social justice issues, share expert insights and highlight disparities in the legal system.

Report examination: Justice Informed Policing boxes contain excerpts from a 2021 report of the Leadership Conference on Civil and Human Rights. Covered topics, among many, include free speech, bias-free policing, and diversity in recruitment and hiring.

Real-world context: "Freedom OR safety? YOU decide" boxes with critical-thinking questions, exploring personal rights issues in today's policymaking. Q&A format CJ Careers boxes provide insights into various criminal justice professions, and CJ News boxes present real-life case stories from the media.

Social justice: Discussions related to engaging in civil political discourse through activities for the common good, defunding the police, and institutionalized racism, and big city police departments incorporating de-escalation tactics to minimize and control the use of force.



Publisher Adoption Website:

<https://www.pearson.com/en-us/schools/states/oklahoma.html>

Digital Sample Access:

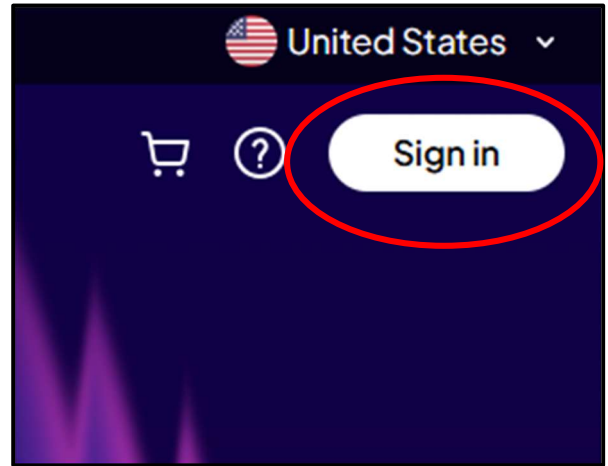
<https://www.pearson.com/en-us.html>



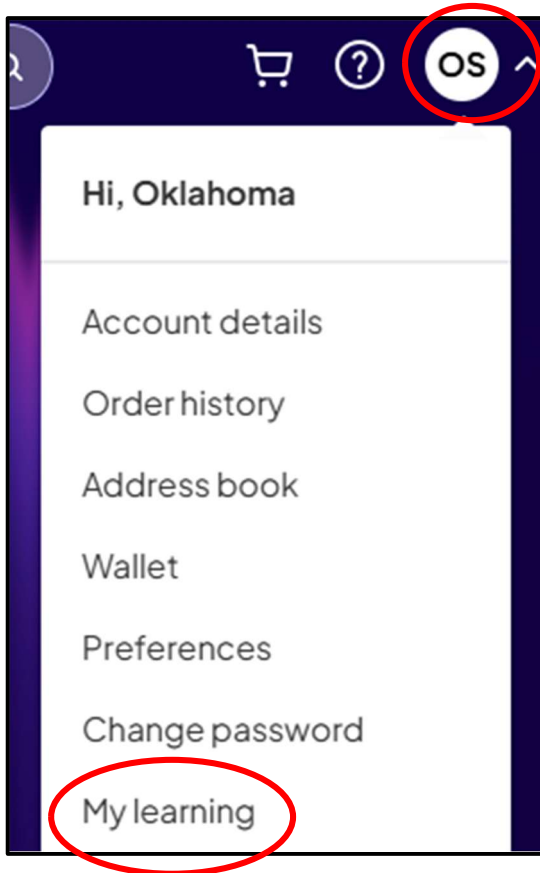
Access Instructions

1. Logging Into Your Account

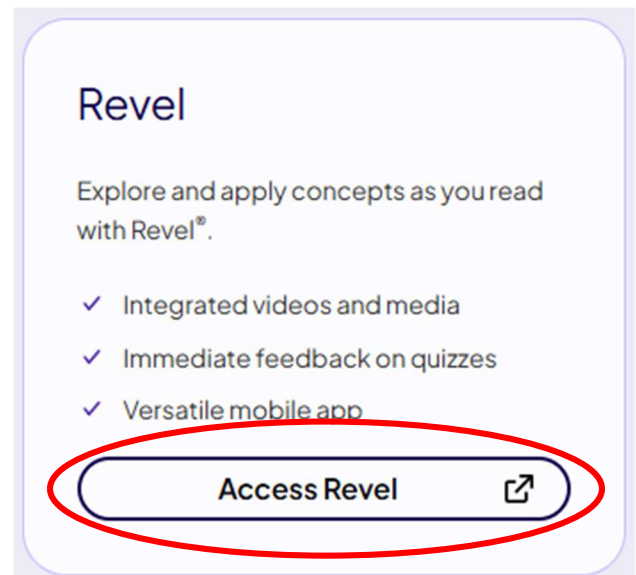
- Navigate to:
<https://www.pearson.com/en-us.html>
- Select: Sign in
- **For Instructor Access...**
 - Username: OklahomaSS2026
 - Password: P@ssword1
- **For Student Access...**
 - Username: OklahomaStudent
 - Password: P@ssword2026



2. Logging into MyLab

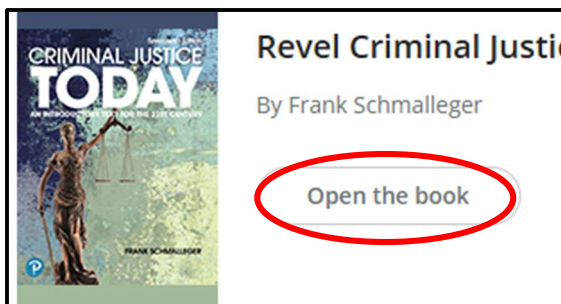
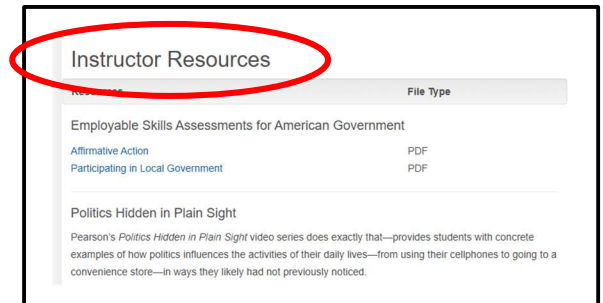
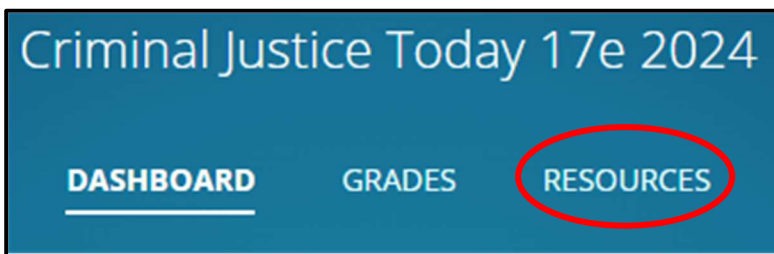
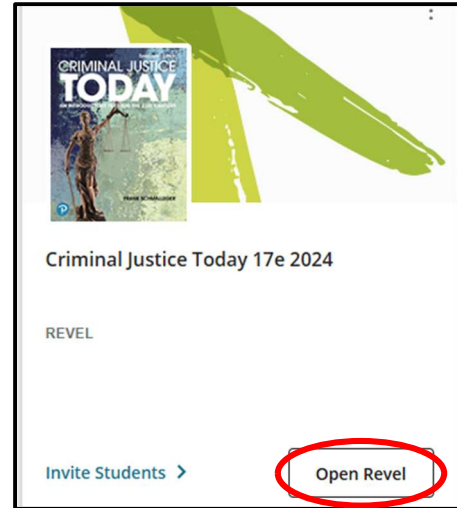


- Once logged in, return to top-right corner of the screen, and click the menu drop-down.
- From the drop-down menu, select “My Learning”.
- Select “Access Revel”.



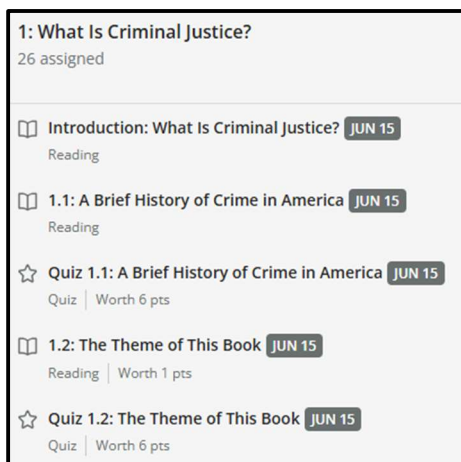
3. Accessing the Course & Instructor Resources

- Select the course by selecting “Open Revel” under the title.
- On the Course Home Screen, use the top menu to select the materials you want to review.
- Select “Resources” to review the Instructor Resources.



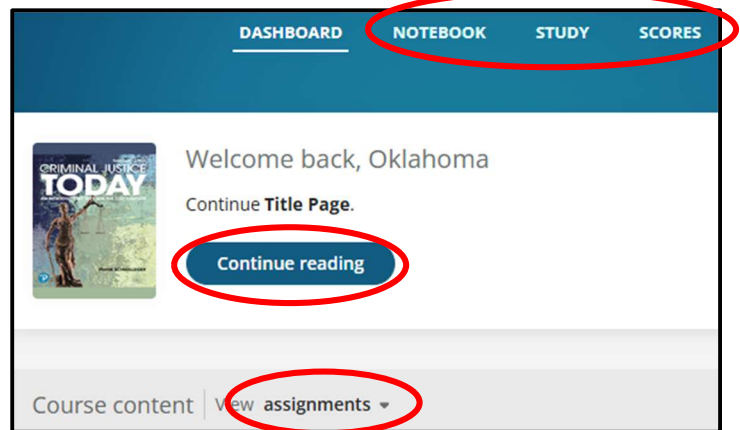
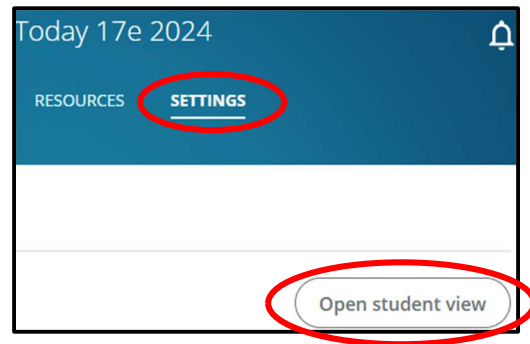
4. Reviewing the eText

- Under the “Resources” section, select the option to “Open the book”.
- From here, you can navigate through the book using the table of contents on the left side of the page.
- Select the “X” in the upper left corner to return to the Course Home Screen



5. Accessing the Student Resources

- From the Course Home Screen, select the “Settings” option, then “Open Student View”.
- From the Student Dashboard, explore the menu options, including:
 - View Assignments
 - Continue Reading
 - Notebook
 - Study
 - Scores



6. Guided Platform Walkthrough

- For a guided MyLab walkthrough, including an overview of key features, please visit: [Revel: A Guided Walkthrough \(https://www.youtube.com/watch?v=Kypmxf3-6Y\)](https://www.youtube.com/watch?v=Kypmxf3-6Y)



