

# Pearson

## Reviewer Guide

**Oklahoma Social Studies Adoption**

Course: Personal Financial Literacy

Pearson Title: Personal Financial Literacy 4<sup>th</sup> Edition

© 2024



## Program Description

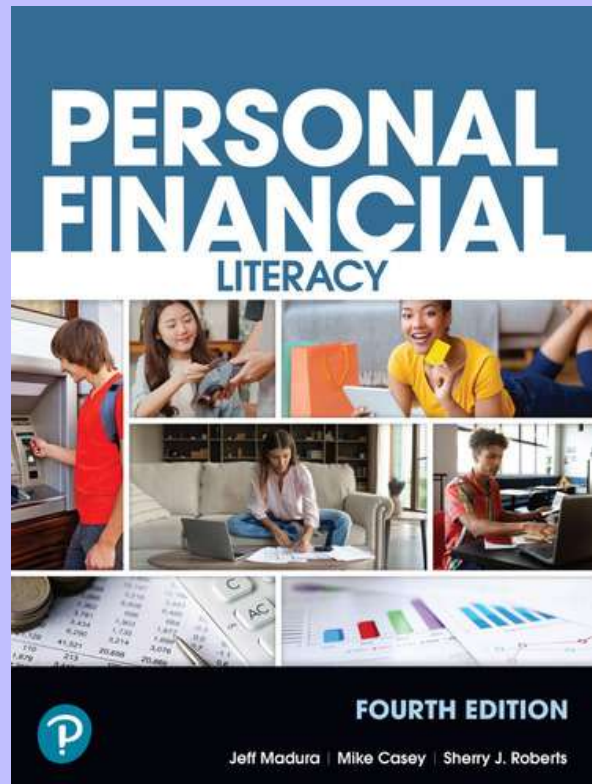
*Personal Financial Literacy, 4th edition*, published by Pearson focuses on the fundamental financial management skills critical for success in college and careers.

**Engaging content:** Provides insights into key economic principles, entrepreneurship, interview skills, “gig economy” and different career paths.

**Industry alignment:** Preparation for industry certification.

**Additional resources:** Teacher resources provided for effective instruction.

*Personal Financial Literacy* meets the standards for personal financial literacy and general financial literacy certifications from YouScience.



## Publisher Adoption Website:

<https://www.pearson.com/en-us/schools/states/oklahoma.html>



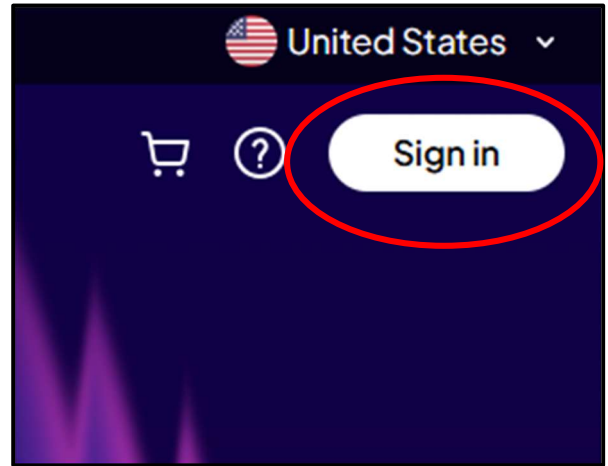
## Digital Sample Access:

<https://www.pearson.com/en-us.html>

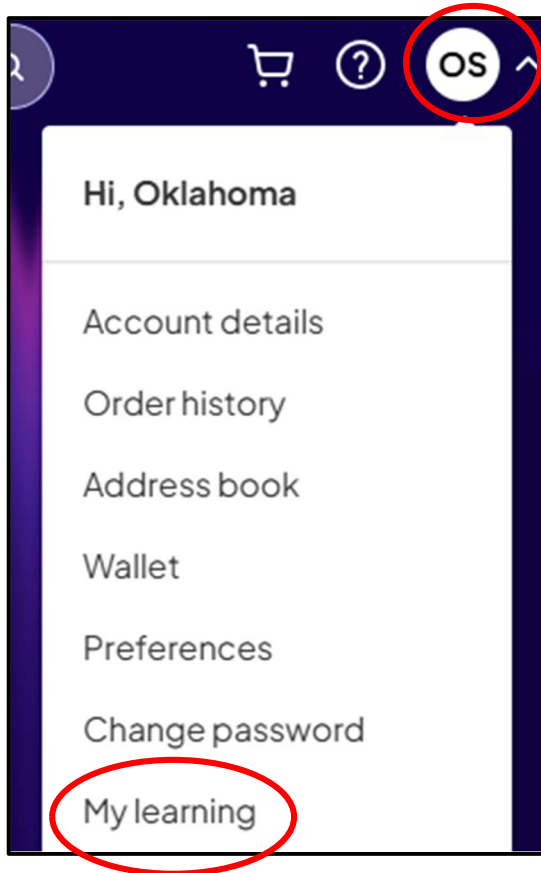
## Access Instructions

### 1. Logging Into Your Account

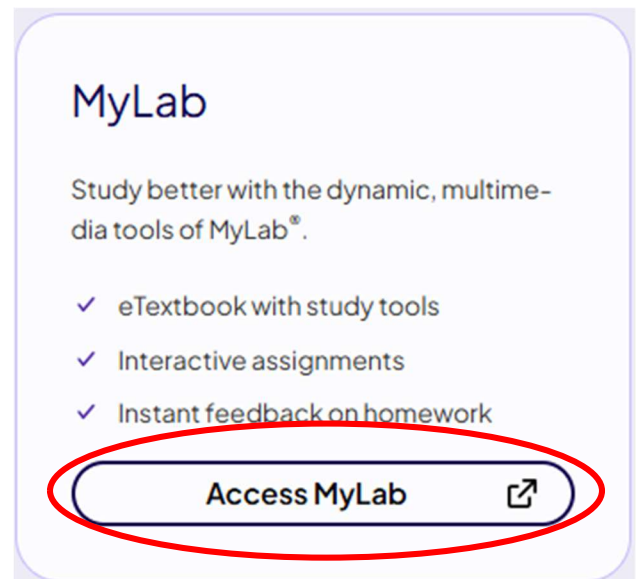
- Navigate to:  
<https://www.pearson.com/en-us.html>
- Select: Sign in
- **For Instructor Access...**
  - Username: OklahomaSS2026
  - Password: P@ssword1
- **For Student Access...**
  - Username: OklahomaStudent
  - Password: P@ssword2026



### 2. Logging into MyLab

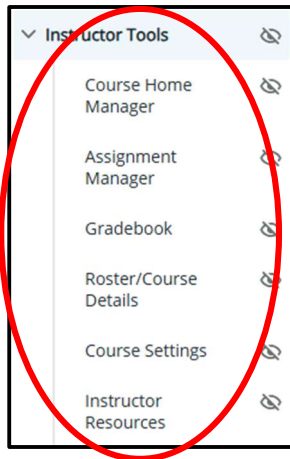
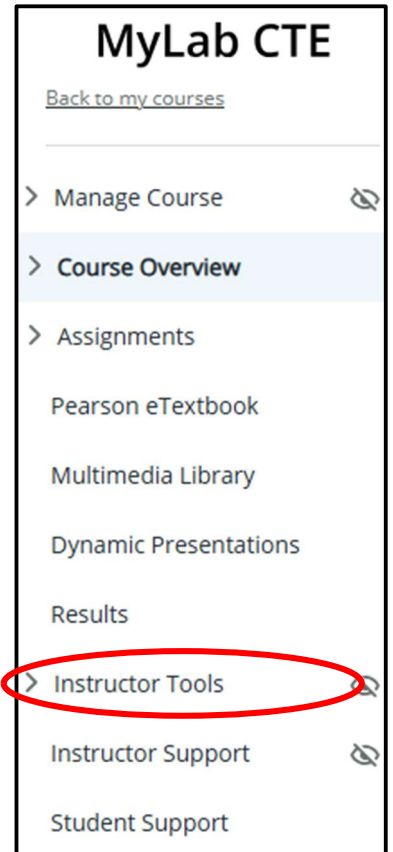
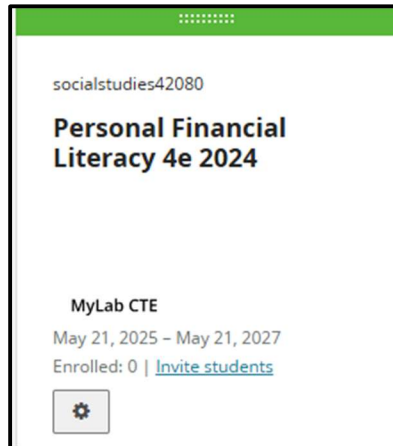


- Once logged in, return to top-right corner of the screen, and click the menu drop-down.
- From the drop-down menu, select “My Learning”.
- Select “Access MyLab”.



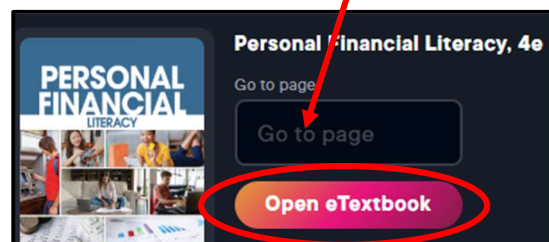
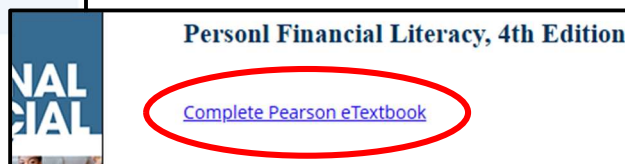
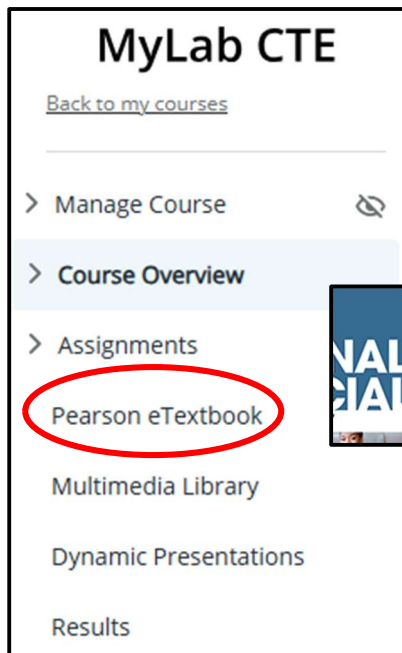
### 3. Accessing the Course & Instructor Resources

- Select the course by clicking on the title.
- On the left-hand menu, select “Instructor Tools”.
- From the drop-down menu, select resources to review.



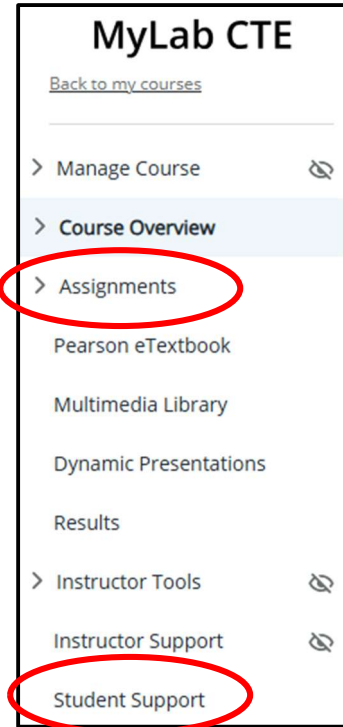
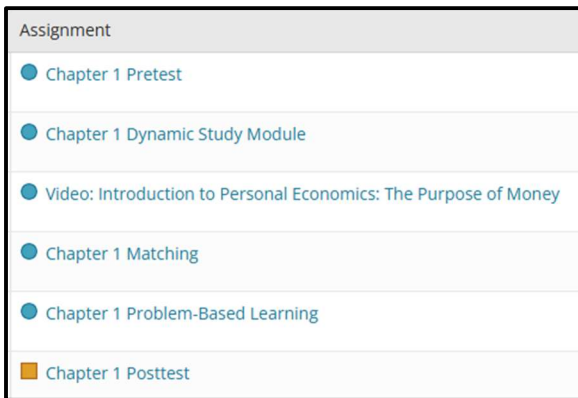
### 4. Reviewing the eText

- On the left-hand menu, select “Pearson eText”.
- Select “Complete Pearson eTextbook”. The Pearson eText will open in another tab/window.
- Select “Open eTextbook”.



## 5. Accessing the Student Resources

- Navigate back to the first tab. From the left-hand menu, select “Assignments” and “Student Support”.
- Browse the student resources, including Pretests, Dynamic Study Modules, and Videos.



## 6. Guided Platform Walkthrough

- For a guided MyLab walkthrough, including an overview of key features, please visit: [MyLab: A Guided Walkthrough \(https://www.youtube.com/watch?v=lg3X7Vu\\_wYg\)](https://www.youtube.com/watch?v=lg3X7Vu_wYg)



