

Pearson

Reviewer Guide

Oklahoma Social Studies Adoption

Course: AP[®] Macroeconomics

Pearson Title: Foundations of Economics, AP[®] Edition,
9th Edition © 2021



Program Description

Foundations of Economics, AP® edition, 9th edition introduces the economic principles for financial decision making. Focused concepts on reading and interpreting graphs and applying economic principles in real world situations.

Core concepts: Economic factors effecting United States economic protection, shared economies, and minimum wage.

Up-to-date content: Include subjects such as: income distribution, tax cuts, the gig economy, discussions simplify complex key topics in economics. Diagrams, words and tables throughout.

Flexibility: Professors have the option to rearrange the order in which they teach the material to make it more meaningful.

College Board alignment: College Board's AP® Foundations of Economics correlates to the Macroeconomics and Microeconomics Curriculum Framework, Fall 2019


Publisher Adoption Website:

<https://www.pearson.com/en-us/schools/states/oklahoma.html>



Digital Sample Access:

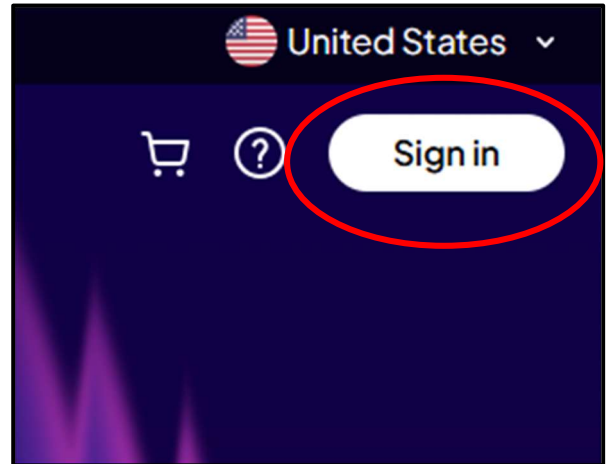
<https://www.pearson.com/en-us.html>



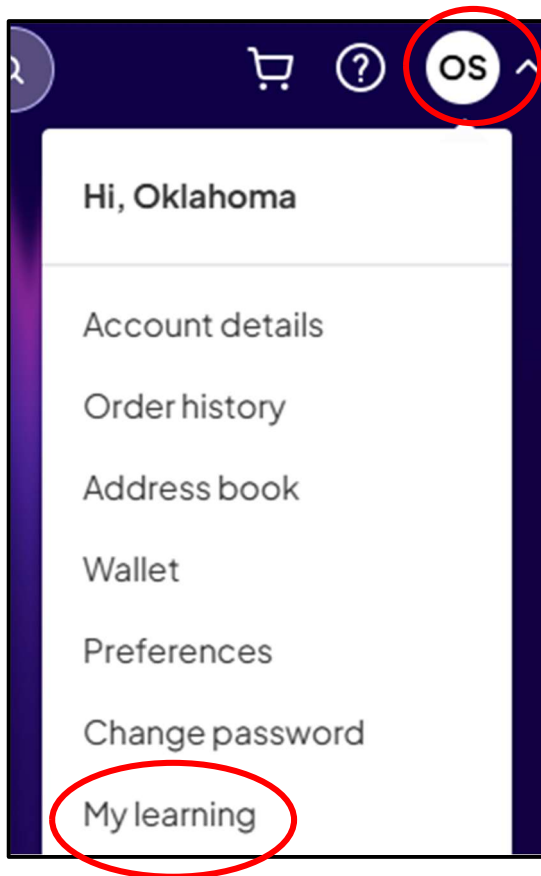
Access Instructions

1. Logging Into Your Account

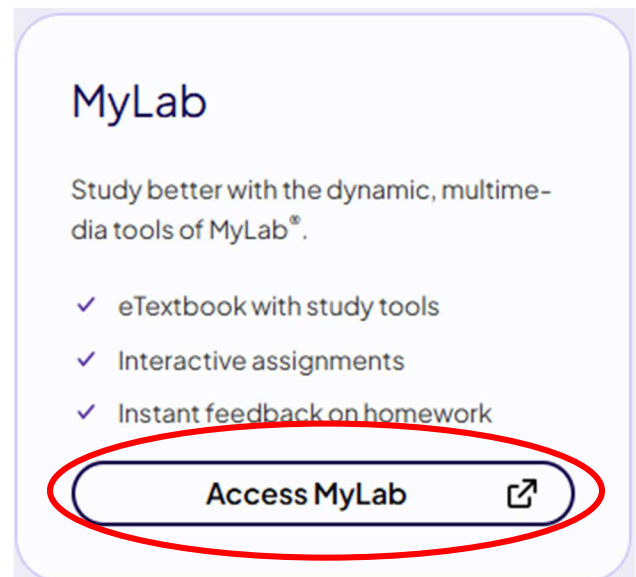
- Navigate to:
<https://www.pearson.com/en-us.html>
- Select: Sign in
- **For Instructor Access...**
 - Username: OklahomaSS2026
 - Password: P@ssword1
- **For Student Access...**
 - Username: OklahomaStudent
 - Password: P@ssword2026



2. Logging into MyLab

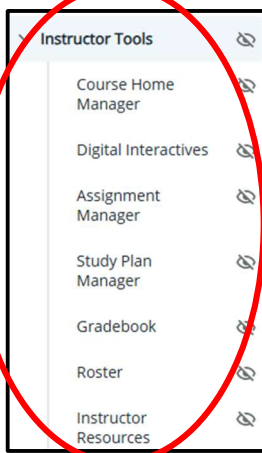
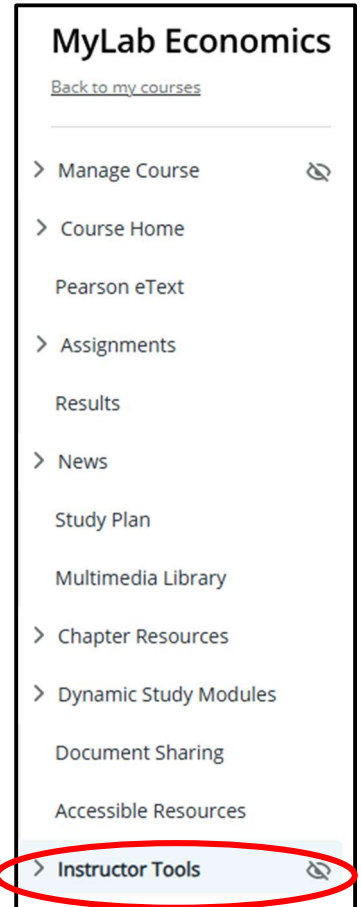



- Once logged in, return to top-right corner of the screen, and click the menu drop-down.
- From the drop-down menu, select “My Learning”.
- Select “Access MyLab”.



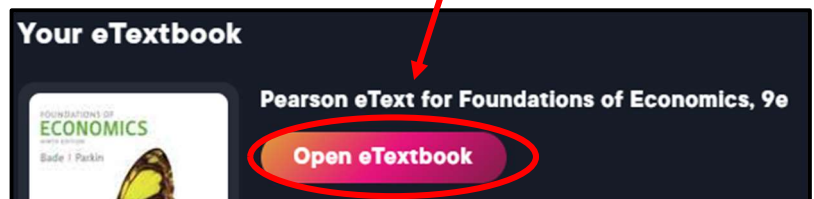
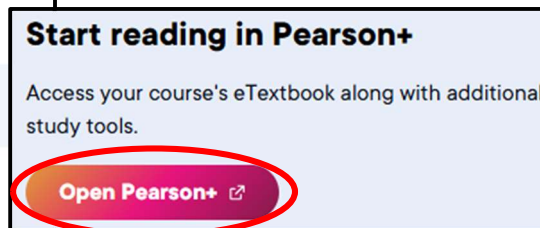
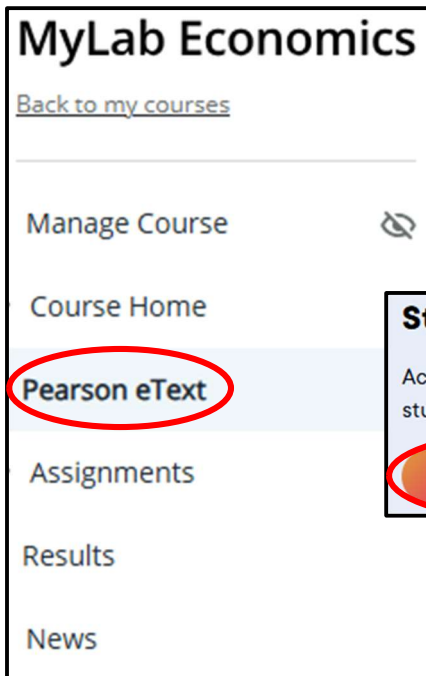
3. Accessing the Course & Instructor Resources

- Select the course by clicking on the title.
- On the left-hand menu, select “Instructor Tools”.
- From the drop-down menu, select resources to review.



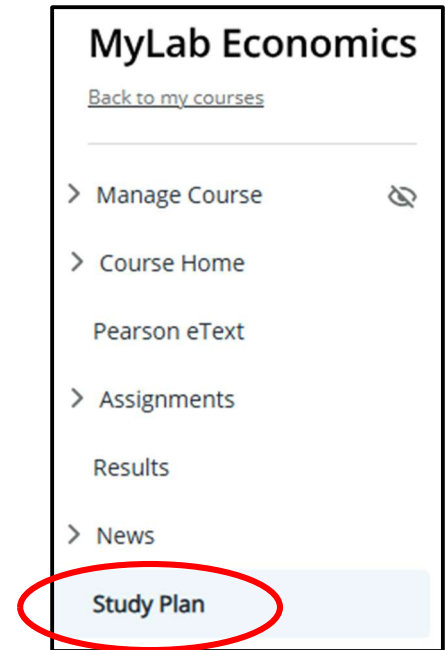
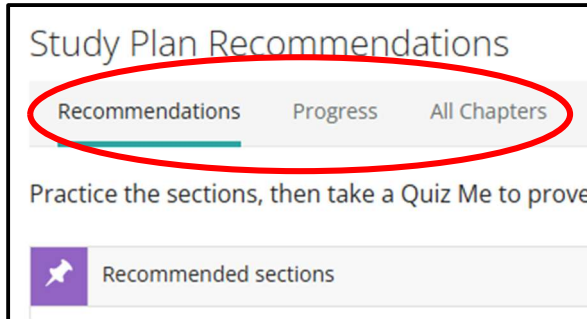
4. Reviewing the eText

- On the left-hand menu, select “Pearson eText”.
- Select “Open Pearson+”. The Pearson eText will open in another tab/window.
- Select “Open eTextbook”.



5. Accessing the Student Resources

- Navigate back to the first tab. From the left-hand menu, select “Study Plan”.
- Browse the student study resources, including Recommendations, Progress, and All Chapters.



6. Guided Platform Walkthrough

- For a guided MyLab walkthrough, including an overview of key features, please visit: [MyLab: A Guided Walkthrough \(https://www.youtube.com/watch?v=lg3X7Vu_wYg\)](https://www.youtube.com/watch?v=lg3X7Vu_wYg)



