

Pearson

Reviewer Guide

Oklahoma Social Studies Adoption

Course: AP[®] Psychology

Pearson Title: Psychology, AP[®] Edition, 6th Edition

© 2021

Program Description

Psychology, 6th edition, AP® edition, provides the latest developments in psychology. Authors, Sandra Ciccarelli and J. Noland White, provide students with insights on the relevance of psychology and relevance to real life. This edition provides APA learning standards.

Comprehensive coverage: Exclusive chapters on Consciousness, Learning, Stress, and Health provide students with a deep understanding of the field.


Up-to-date content: Current topics and the latest research in psychology. *Psychology in Action* deals with many of the APA learning goals. *Applying Psychology to Everyday Life* relates psychological concepts to real life situations.

Objective analysis: Includes features that promote scientific inquiry in line with APA Goal 2: Scientific Inquiry and Critical Thinking.

College Board alignment: *Psychology, 6th Edition, AP® Edition* correlates to the AP® Psychology Course and Exam Description (Spring 2024).

Publisher Adoption Website:

<https://www.pearson.com/en-us/schools/states/oklahoma.html>



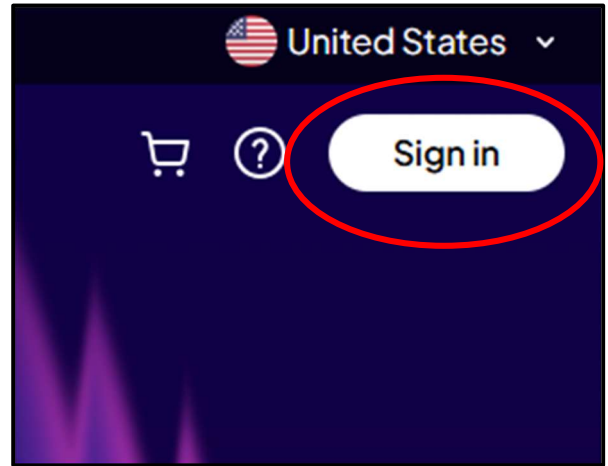
Digital Sample Access:

<https://www.pearson.com/en-us.html>

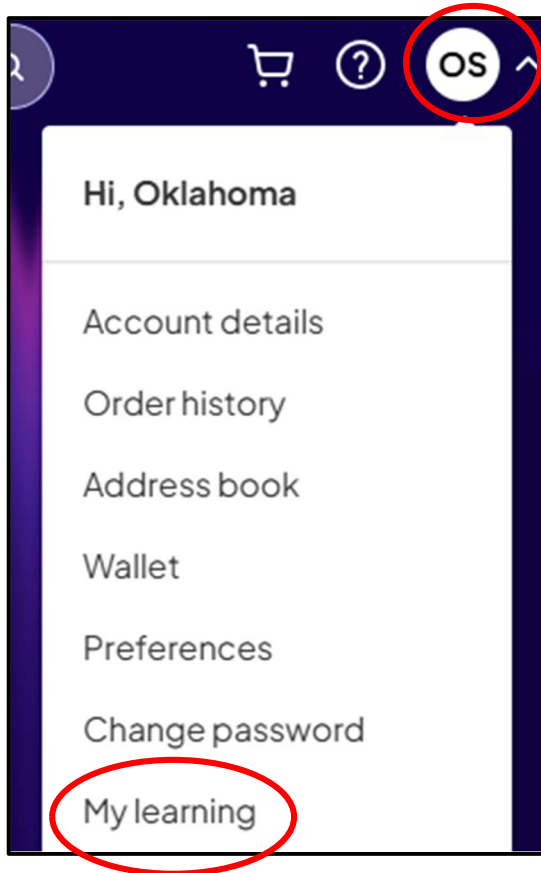
Access Instructions

1. Logging Into Your Account

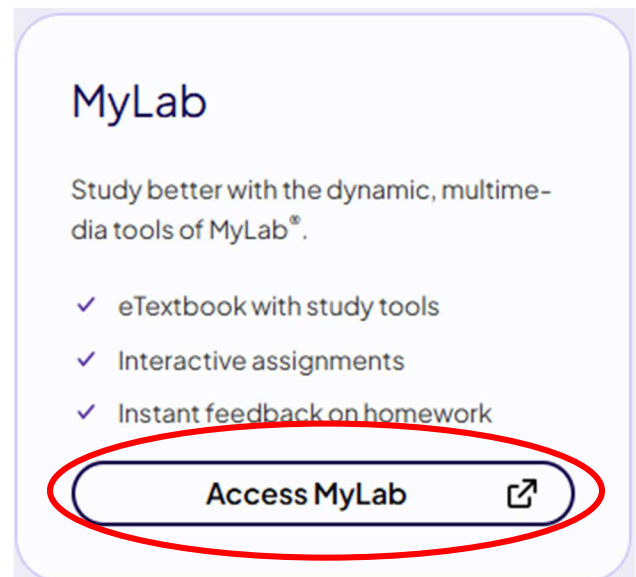
- Navigate to:
<https://www.pearson.com/en-us.html>
- Select: Sign in
- **For Instructor Access...**
 - Username: OklahomaSS2026
 - Password: P@ssword1
- **For Student Access...**
 - Username: OklahomaStudent
 - Password: P@ssword2026



2. Logging into MyLab

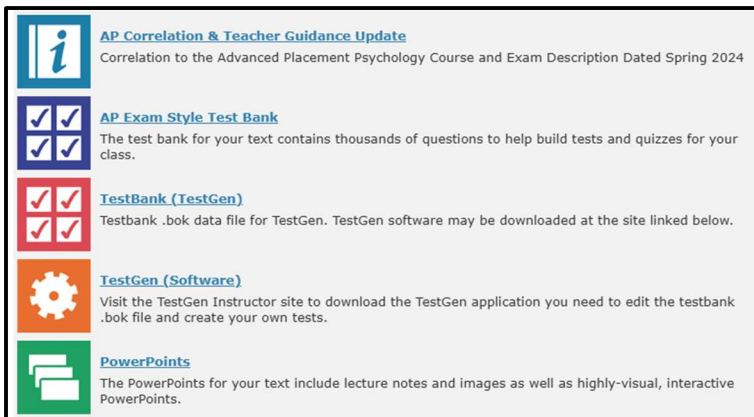
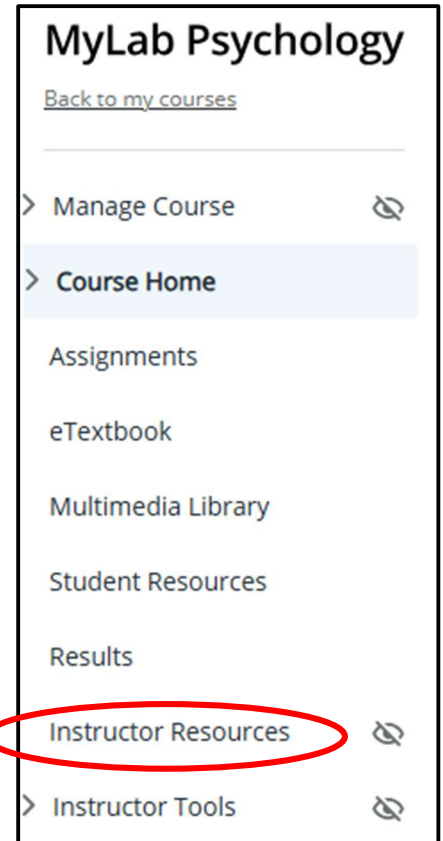
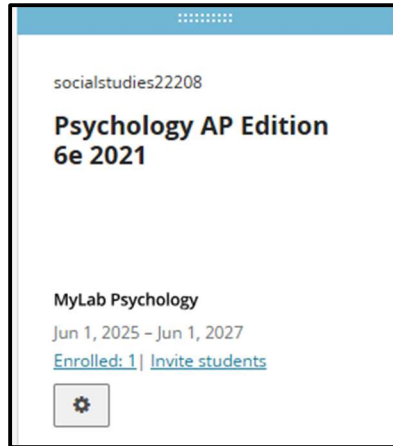


- Once logged in, return to top-right corner of the screen, and click the menu drop-down.
- From the drop-down menu, select “My Learning”.
- Select “Access MyLab”.



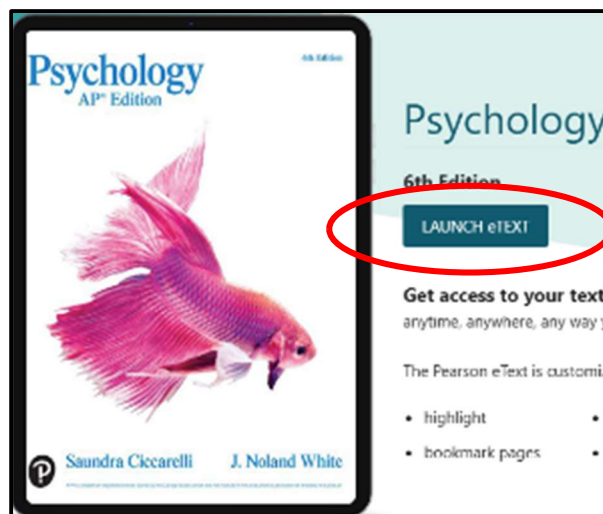
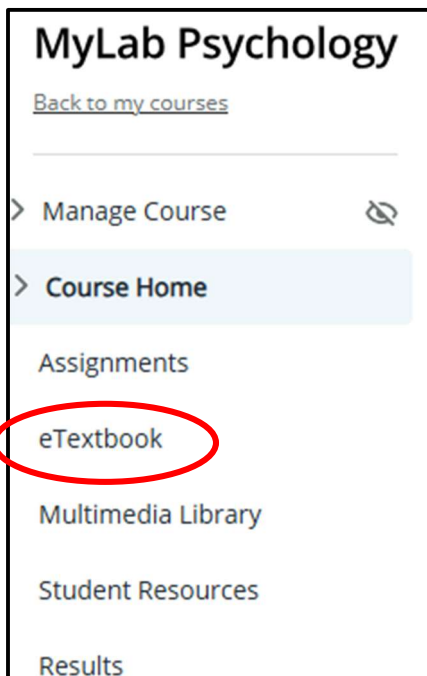
3. Accessing the Course & Instructor Resources

- Select the course by clicking on the title.
- On the left-hand menu, select “Instructor Resources”.
- Explore the Instructor Resources, including AP Correlations, TestBank, and PowerPoints.



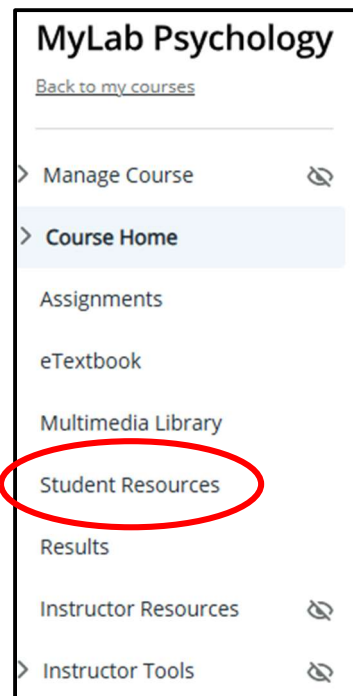
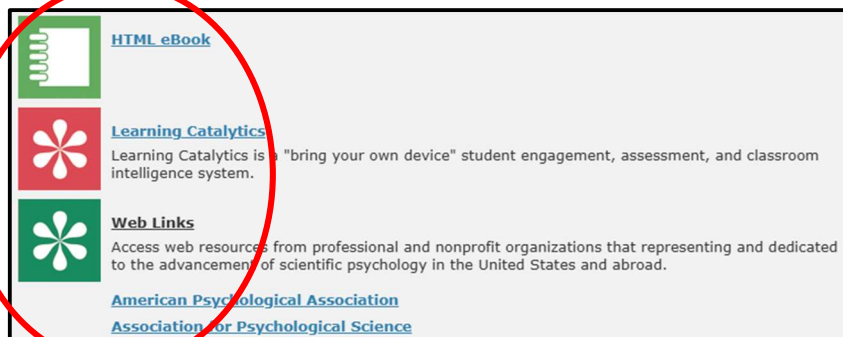
4. Reviewing the eText

- On the left-hand menu, select “eTextbook”.
- Select “Launch eText”. The Pearson eText will open in another tab/window.



5. Accessing the Student Resources

- Navigate back to the first tab. From the left-hand menu, select “Student Resources”.
- Browse the student resources, including Learning Catalytics and Web Resources.



6. Guided Platform Walkthrough

- For a guided MyLab walkthrough, including an overview of key features, please visit: [MyLab: A Guided Walkthrough \(https://www.youtube.com/watch?v=lg3X7Vu_wYg\)](https://www.youtube.com/watch?v=lg3X7Vu_wYg)



