

Pearson

Reviewer Guide

Utah Fall 2025 Materials Adoption

Course: AP[®] Statistics

Pearson Title: Stats: Modeling the World, AP[®] Edition, 6e

©2023 NASTA

Program Description

Stats: Modeling the World, 6th edition provides engaging content and graphics that help students to examine and interpret data from a statistical perspective. The authors' signature "Think, Show, and Tell" method updated with the latest data and examples enables students to analyze and solve problems and convey the findings. All new topics from the revised AP[®] Statistics syllabus are included and no supplements are required.

Review guides: "What Have We Learned?" study guides at the end of chapters help students to review important terms and concepts.

Innovative method: Think, Show, and Tell with its step-by-step examples encourages students to think about a problem, work it out, and report the results.

Up-to-date exercises: Includes a variety of new and up-to-date exercises with examples using current data from around the world.


Practice tests: Multiple-choice and free response questions for self-assessments and prepare for exams.

TI Tips: Shows how to use TI-84 Plus CE Statistics functions with the StatWizard operating system. TI-Nspire Activities identify demonstrations and investigations for TI-Nspire handhelds.

College Board alignment: Stats Modeling the World, 6th edition correlates to the Advanced Placement Statistics Standards 2023.

Publisher Adoption Website:

<https://www.pearson.com/en-us/schools/states/utah-review.html>



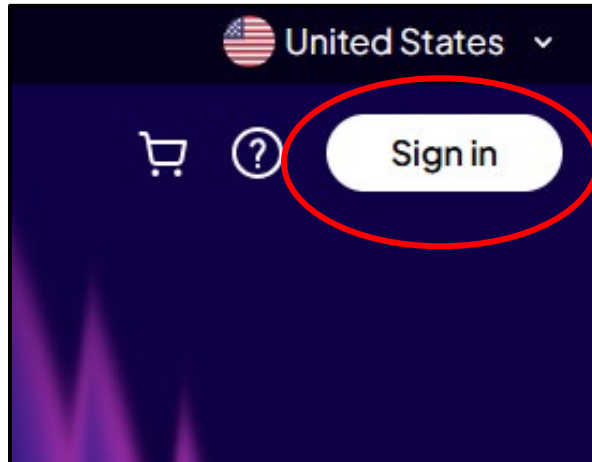
Digital Sample Access:

<https://www.pearson.com/en-us.html>

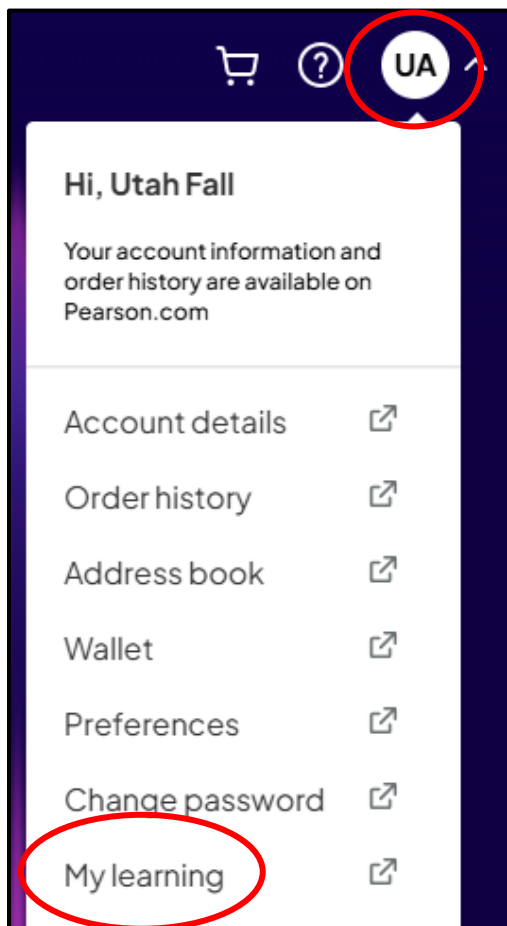
Access Instructions

1. Logging Into Your Account

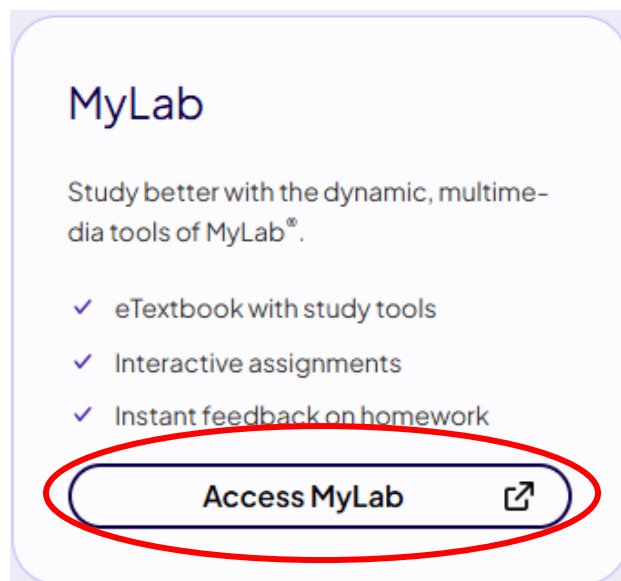
- Navigate to:
<https://www.pearson.com/en-us.html>
- Select: Sign in
- **For Instructor Access...**
 - Username: utahfall2025
 - Password: Pearson123
- **For Student Access...**
 - Username: utfallstudent25
 - Password: Pearson123



2. Logging into MyLab

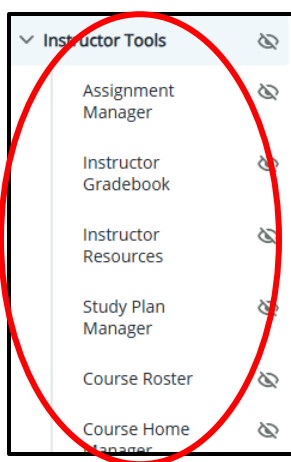
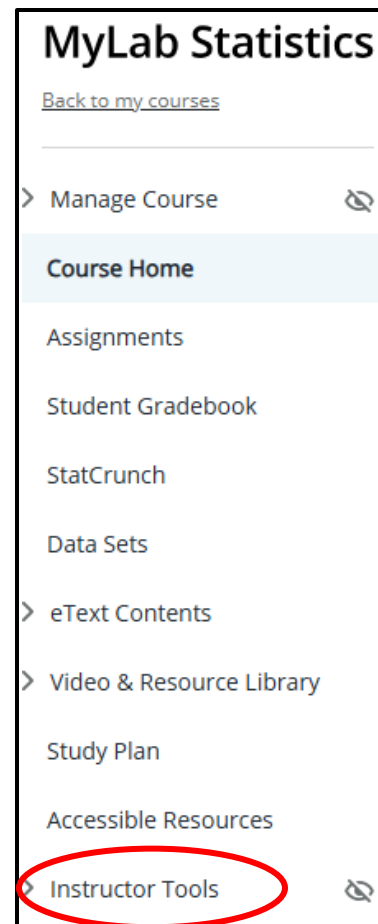
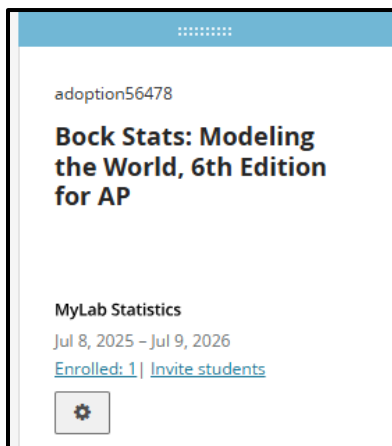


- Once logged in, return to top-right corner of the screen, and click the menu drop-down.
- From the drop-down menu, select “My Learning”.
- Select “Access MyLab”.



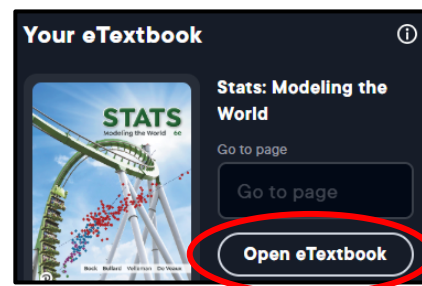
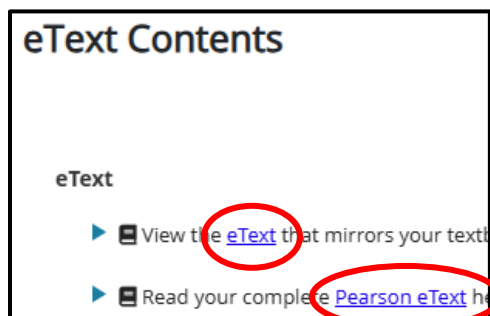
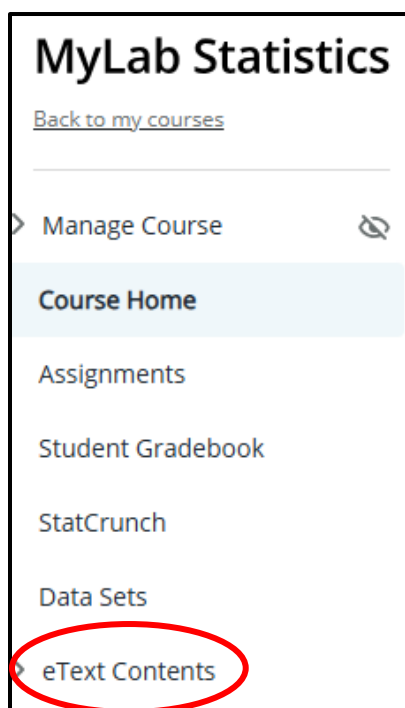
3. Accessing the Course & Instructor Resources

- Select the course by clicking on the title.
- On the left-hand menu, select “Instructor Tools”.
- From the drop-down menu, select resources to review.



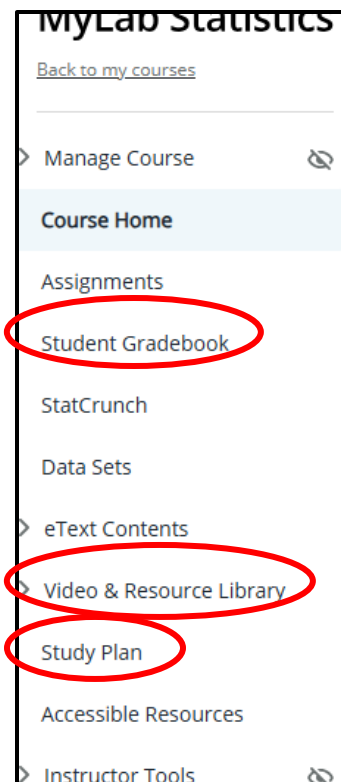
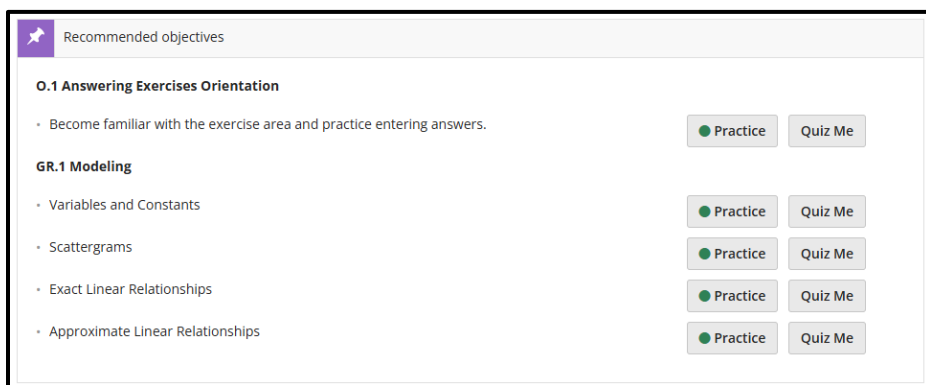
4. Reviewing the eText

- On the left-hand menu, select “eText Contents”.
- Select either “eText” or “Pearson eText”. The Pearson eText will open in another tab/window.
- Select “Open eTextbook”.



5. Accessing the Student Resources

- Navigate back to the first tab. From the left-hand menu, select “Student Gradebook,” “Video and Resource Library,” and “Study Plan”.
- Browse the student resources, including Practice, Quizzes, and Mindset.



6. Guided Platform Walkthrough

For a personalized MyLab walkthrough, including an overview of key features, please visit:

[Utah Fall Adoption: Guided MyLab Walkthrough \(https://share.vidyard.com/watch/untZWx7YfJmcUDEiezGjGL\)](https://share.vidyard.com/watch/untZWx7YfJmcUDEiezGjGL)

