

Pearson

Reviewer Guide

Utah Fall 2025 Materials Adoption

Course: Business of Math and Personal Finance

Pearson Title: Business Mathematics, 15e ©2025

Program Description

Business Mathematics, 15th edition shows students how to apply math to solve real-world business problems. This edition develops understanding of business concepts, enhances problem-solving abilities, and practical, relatable business and personal applications. A wide range of basic business math concepts are covered and relating them in contextual situations.

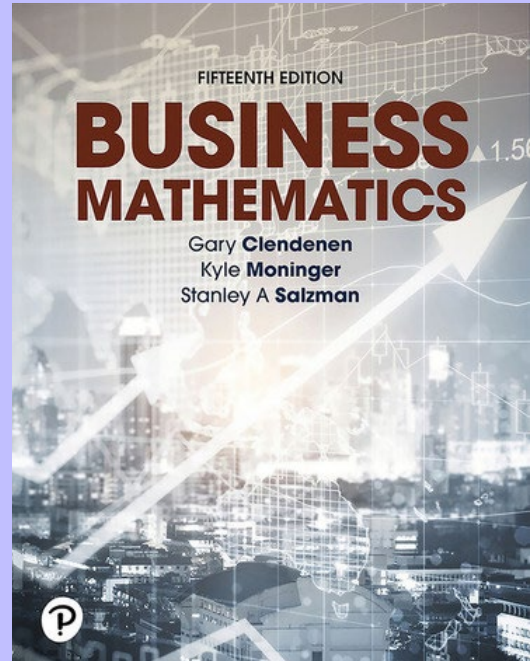
Real-world examples: Company profiles introduce real businesses (e.g., Starbucks, REI) with math applications. Two case studies per chapter, progressing from simple to complex business problems.

Practical applications: Examples, exercises, and news excerpts illustrating real-world math use in business.

Exercise progression: Paired exercises from basic to advanced, concluding with real-world application problems.

Quick-check problems: Immediate application of concepts through quick exercises.

Up-to-date content: New topics on the Cost of College, Student Debt, and cryptocurrency, along with up-to-date payroll data, salary graphs, and budgeting insights.



Publisher Adoption Website:

<https://www.pearson.com/en-us/schools/states/utah-review.html>

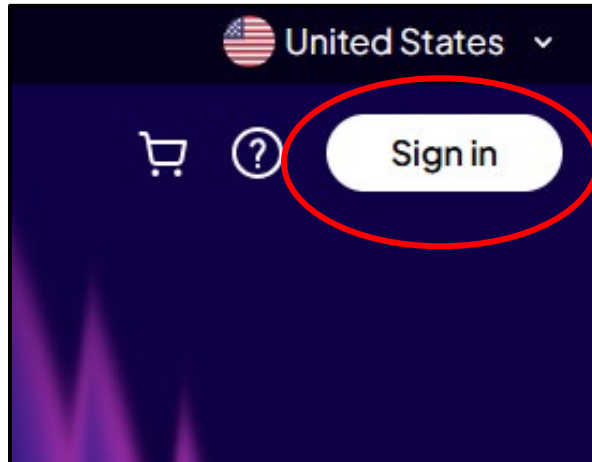
Digital Sample Access:

<https://www.pearson.com/en-us.html>

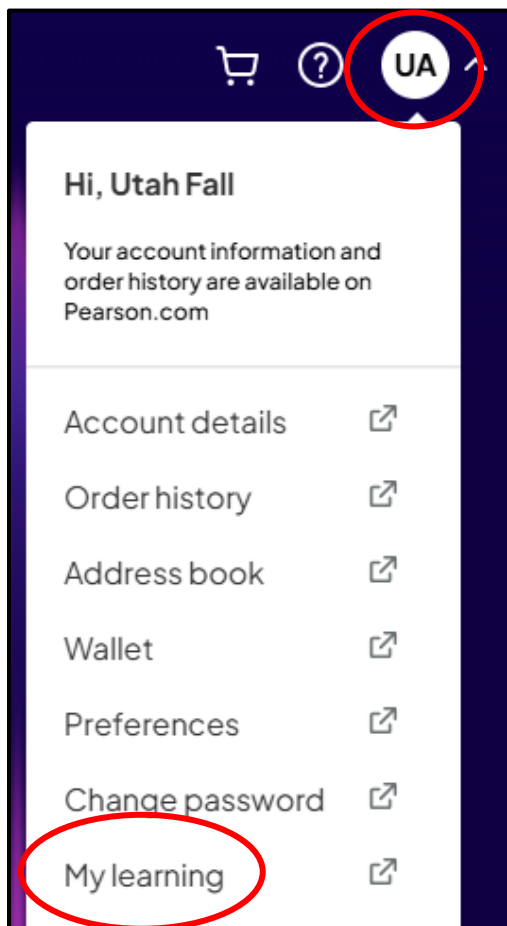
Access Instructions

1. Logging Into Your Account

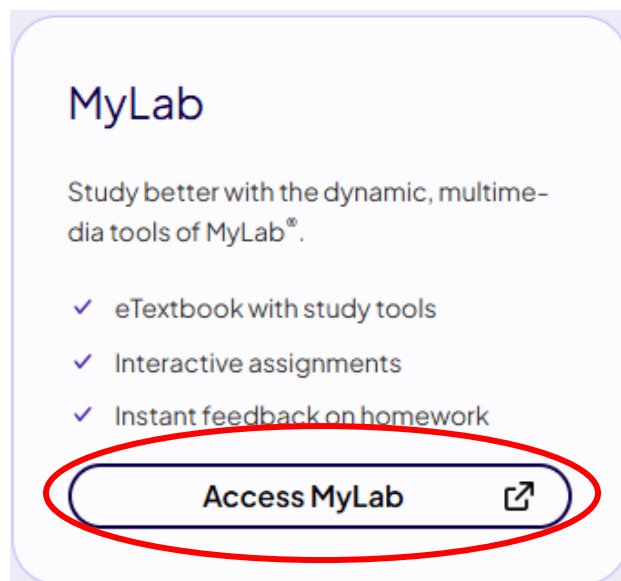
- Navigate to:
<https://www.pearson.com/en-us.html>
- Select: Sign in
- **For Instructor Access...**
 - Username: utahfall2025
 - Password: Pearson123
- **For Student Access...**
 - Username: utfallstudent25
 - Password: Pearson123



2. Logging into MyLab

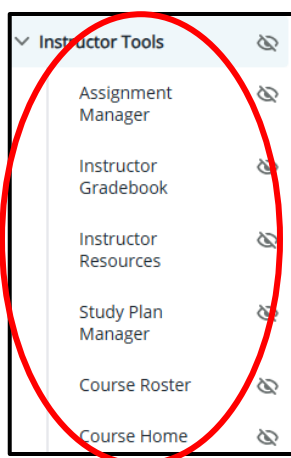
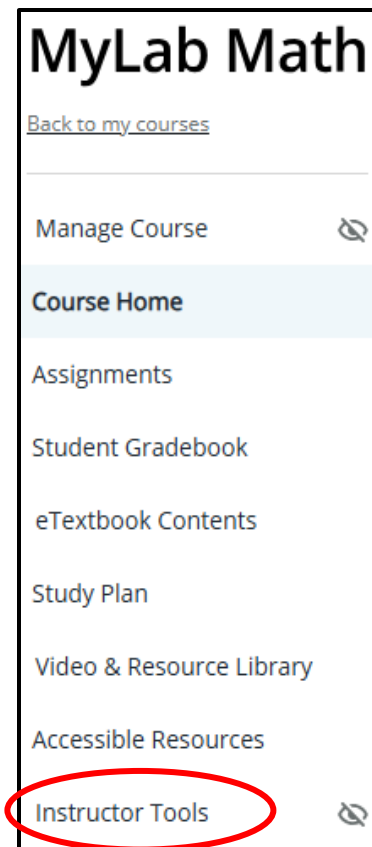
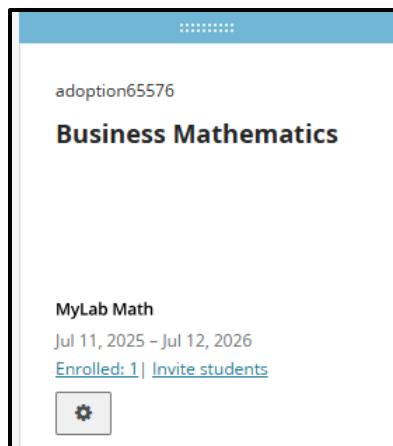


- Once logged in, return to top-right corner of the screen, and click the menu drop-down.
- From the drop-down menu, select “My Learning”.
- Select “Access MyLab”.



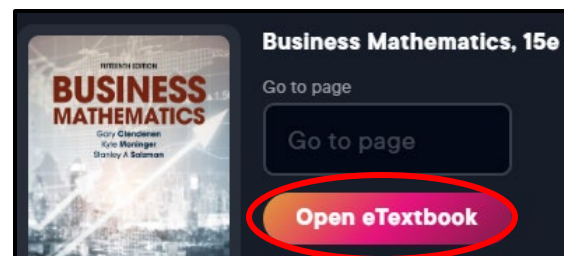
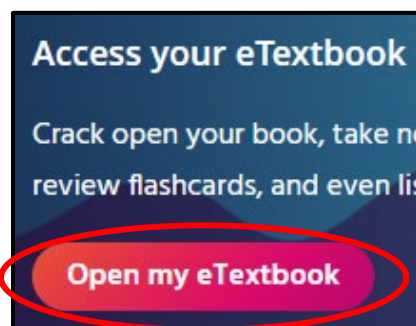
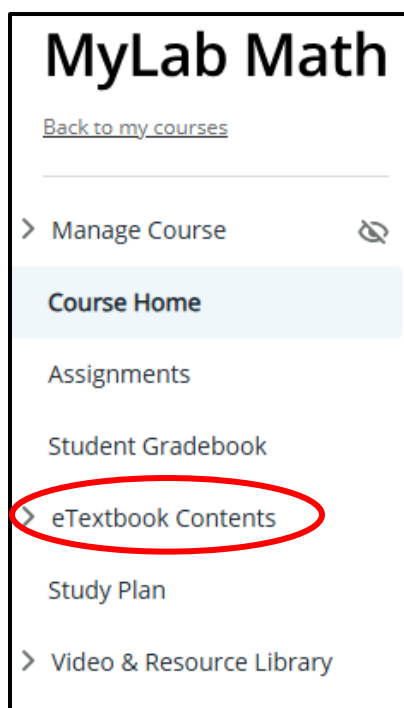
3. Accessing the Course & Instructor Resources

- Select the course by clicking on the title.
- On the left-hand menu, select “Instructor Tools”.
- From the drop-down menu, select resources to review.



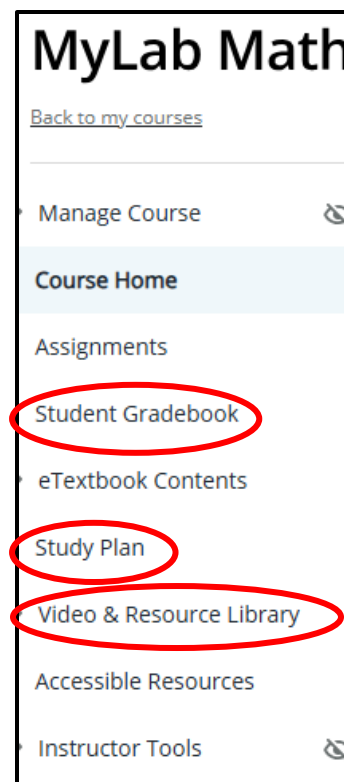
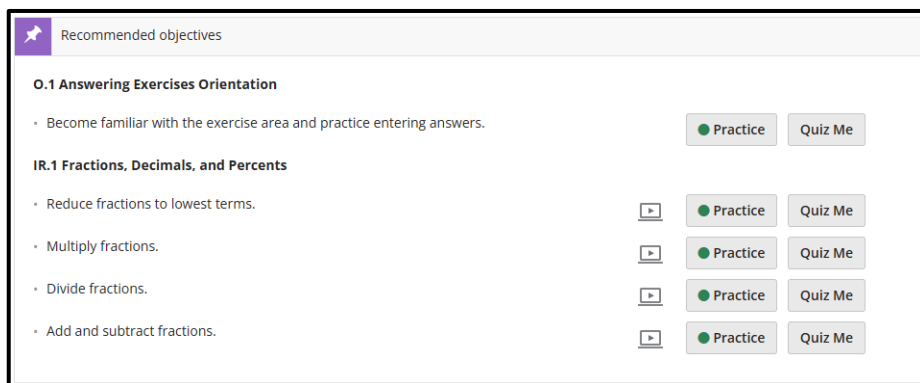
4. Reviewing the eText

- On the left-hand menu, select “eTextbook Contents”.
- Select “Open my Textbook”. The Pearson eText will open in another tab/window.
- Select “Open eTextbook”.



5. Accessing the Student Resources

- Navigate back to the first tab. From the left-hand menu, select “Student Gradebook,” “Study Plan,” and “Video & Resource Library.”
- Browse the student resources, including Practice, Quizzes, and Mindset.



6. Guided Platform Walkthrough

For a personalized MyLab walkthrough, including an overview of key features, please visit:

[Utah Fall Adoption: Guided MyLab Walkthrough \(https://share.vidyard.com/watch/untZWx7YfJmcUDEiezGjGL\)](https://share.vidyard.com/watch/untZWx7YfJmcUDEiezGjGL)

