



# Pearson

## Reviewer Guide

**Utah Fall 2025 Materials Adoption**

**Course: College Prep Math**

**Pearson Title: College Algebra, 13e ©2021 NASTA**

## Program Description

**College Algebra, 13th edition** by Lial, Hornsby, Schneider and Daniels uses the experience of master teachers to develop conceptual understanding and analytical skills. This edition covers basic algebra concepts.

**Concept building:** Concept Previews focus on vocabulary and basic skills, exponential and logarithmic function, Matrix Solution of Linear Systems, and Ellipses and Hyperbolas.

**Problem solving skills:** Relating Concepts exercises connect topics, identify patterns, and build problem-solving skills. "Now Try" exercises aids practice with similar problems.

**Learning tips:** Pointers in examples give helpful tips and warn about common mistakes.

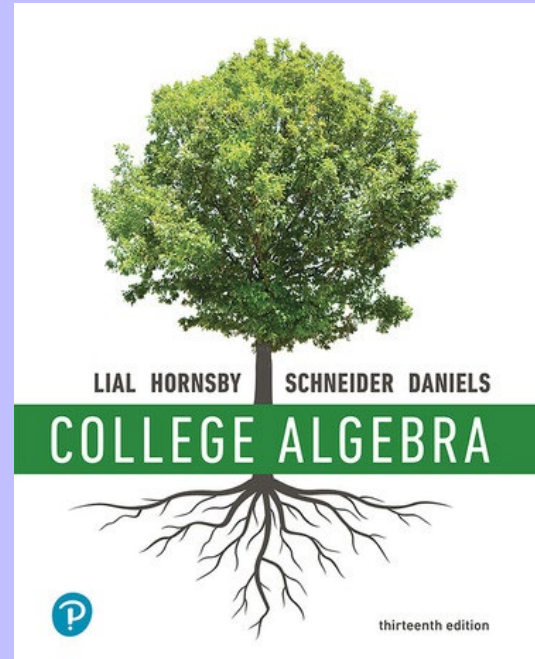
**Knowledge expansion:** Covers Fractions, Decimals, Percents, signed numbers, polynomial division, and factoring with negative or rational exponents.

**Visual practice:** Adds a visual way to solve Polynomial and Rational Inequalities using graphs.

**Versatile:** Perfect for hybrid, online, and flipped courses. Concept Check exercises boost mathematical thinking and understanding.

### Publisher Adoption Website:

<https://www.pearson.com/en-us/schools/states/utah-review.html>



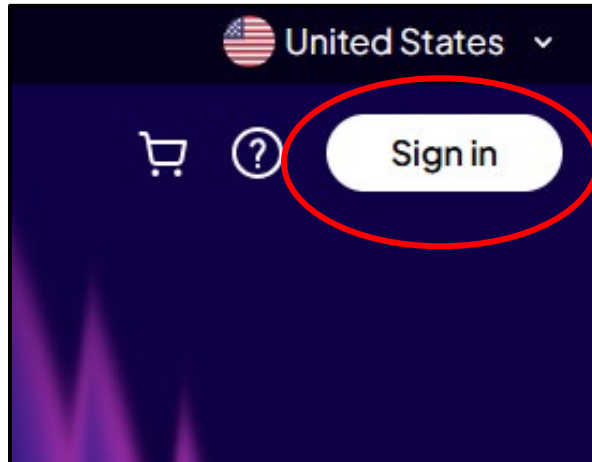
### Digital Sample Access:

<https://www.pearson.com/en-us.html>

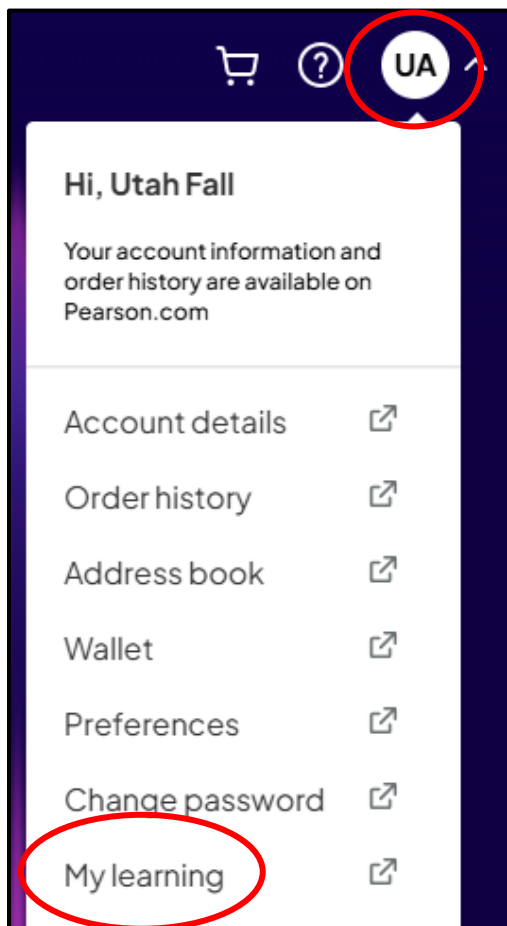
## Access Instructions

### 1. Logging Into Your Account

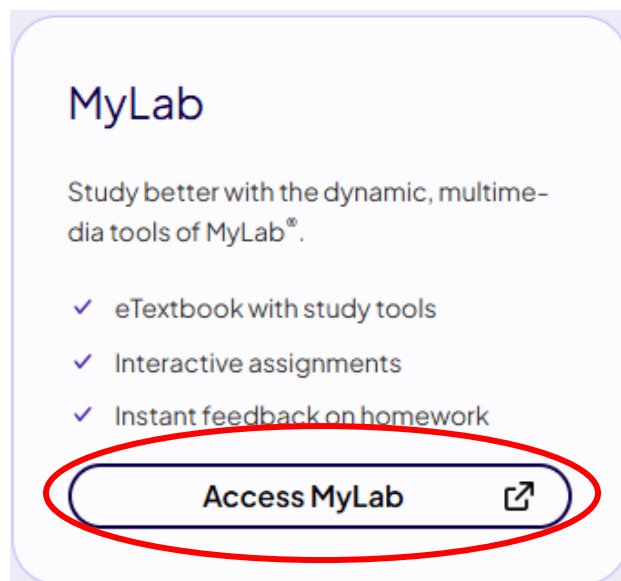
- Navigate to:  
<https://www.pearson.com/en-us.html>
- Select: Sign in
- **For Instructor Access...**
  - Username: utahfall2025
  - Password: Pearson123
- **For Student Access...**
  - Username: utfallstudent25
  - Password: Pearson123



### 2. Logging into MyLab

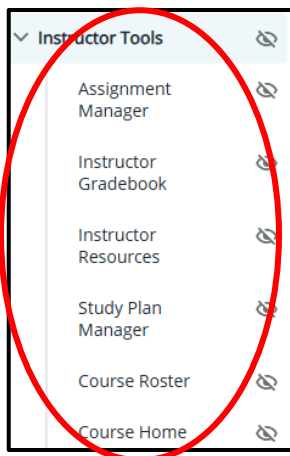
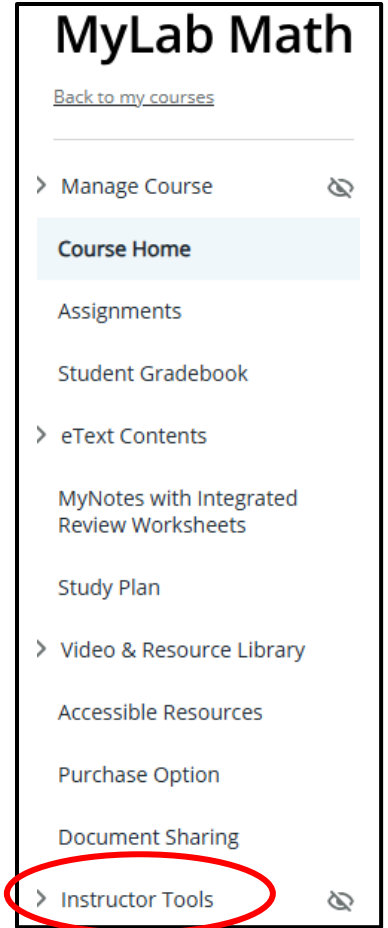
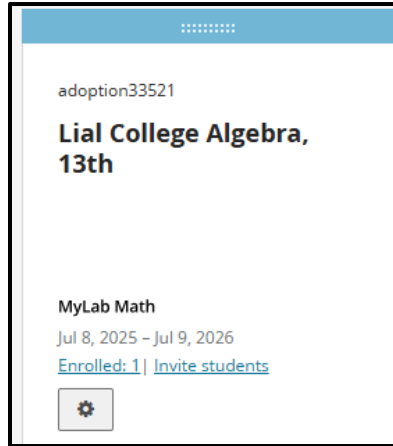


- Once logged in, return to top-right corner of the screen, and click the menu drop-down.
- From the drop-down menu, select "My Learning".
- Select "Access MyLab".



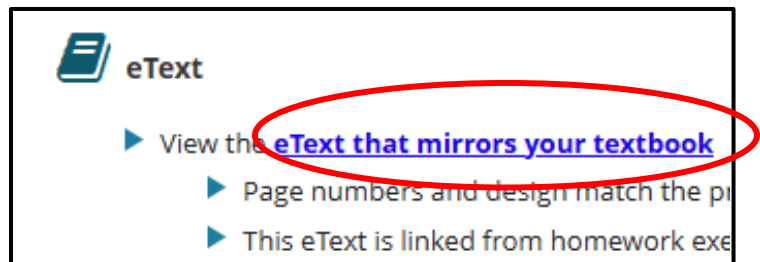
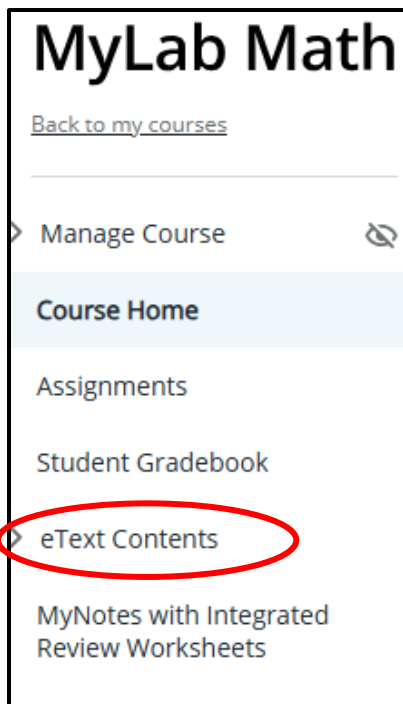
### 3. Accessing the Course & Instructor Resources

- Select the course by clicking on the title.
- On the left-hand menu, select “Instructor Tools”.
- From the drop-down menu, select resources to review.



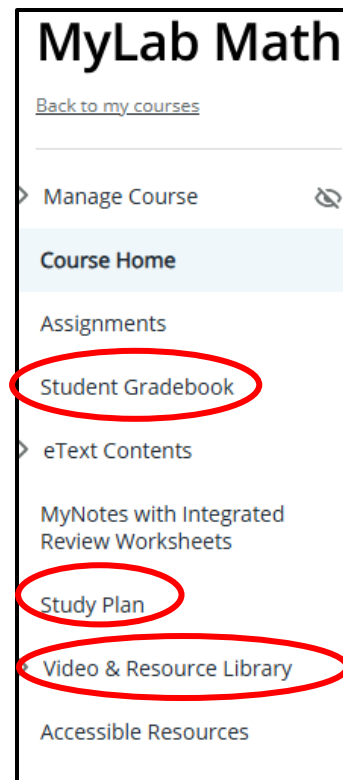
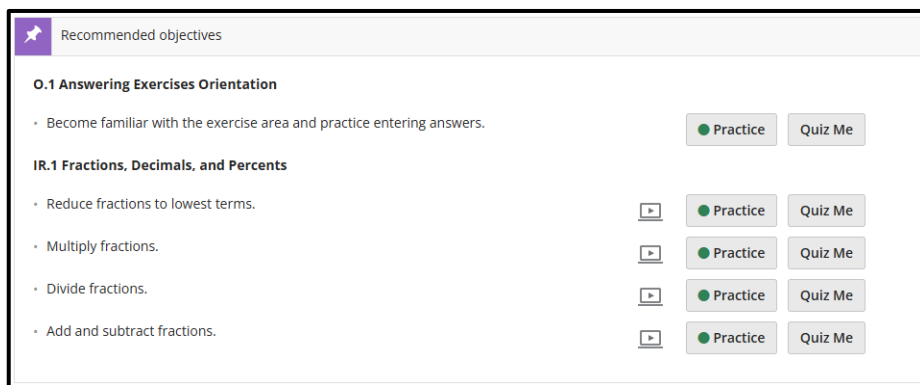
### 4. Reviewing the eText

- On the left-hand menu, select “eText Contents”.
- Select “eText that mirrors your textbook”. The Pearson eText will open in another tab/window.



## 5. Accessing the Student Resources

- Navigate back to the first tab. From the left-hand menu, select “Student Gradebook,” “Study Plan,” and “Video & Resource Library.”
- Browse the student resources, including Practice, Quizzes, and Mindset.



## 6. Guided Platform Walkthrough

For a personalized MyLab walkthrough, including an overview of key features, please visit:

[Utah Fall Adoption: Guided MyLab Walkthrough \(https://share.vidyard.com/watch/untZWx7YfJmcUDEiezGjGL\)](https://share.vidyard.com/watch/untZWx7YfJmcUDEiezGjGL)

