



# Pearson

## Reviewer Guide

Utah Fall 2025 Materials Adoption

Course: Statistics

Pearson Title: Elementary Statistics, 14e ©2025 NASTA

## Program Description

**Elementary Statistics, 14th edition**, highlights the role of statistics in daily life by examining real data and modern uses, helping students from all fields. This edition contains data sets, content videos, examples, and exercises, making it current and supportive for students. The program is a part of a series containing an Essentials version along with Elementary Statistics Using the Texas Instruments (TI)-83/84 Plus Calculator and Elementary Statistics Using Excel.

**Easy-to-read text:** Clear, engaging and accessible text that is easy to understand for students across all majors.

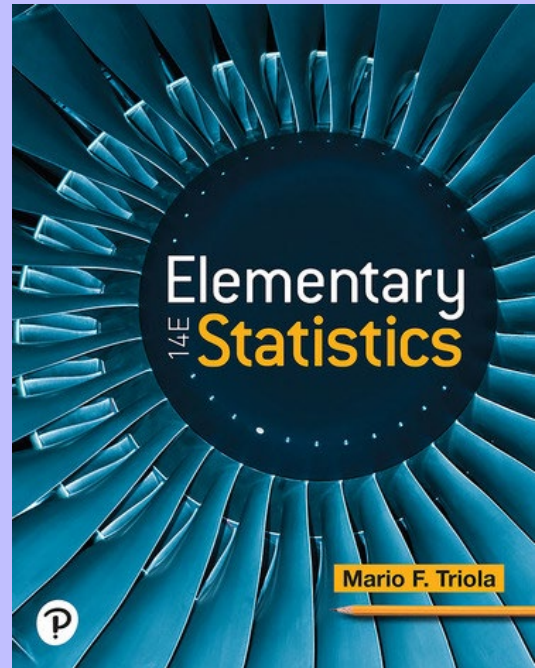
**Structured learning:** Chapter objectives outline the learning goals for a chapter, while flowcharts visually simplify difficult concepts.

**Focused activities:** Your Turn, Chapter Quick Quiz, Chapter Problems, Revised Margin Essays, From Data to Decision provide students with ample practice, encourage critical thinking and practical application.

**Real-world data:** Examples, exercises, data sets, Go Figure items and chapter problems use real data, keeping the material relevant.

### Publisher Adoption Website:

<https://www.pearson.com/en-us/schools/states/utah-review.html>



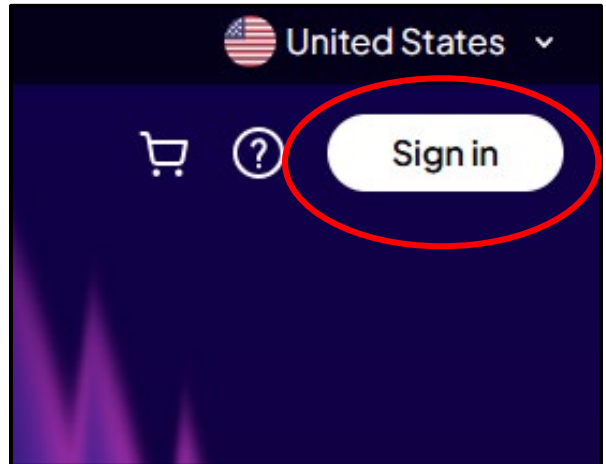
### Digital Sample Access:

<https://www.pearson.com/en-us.html>

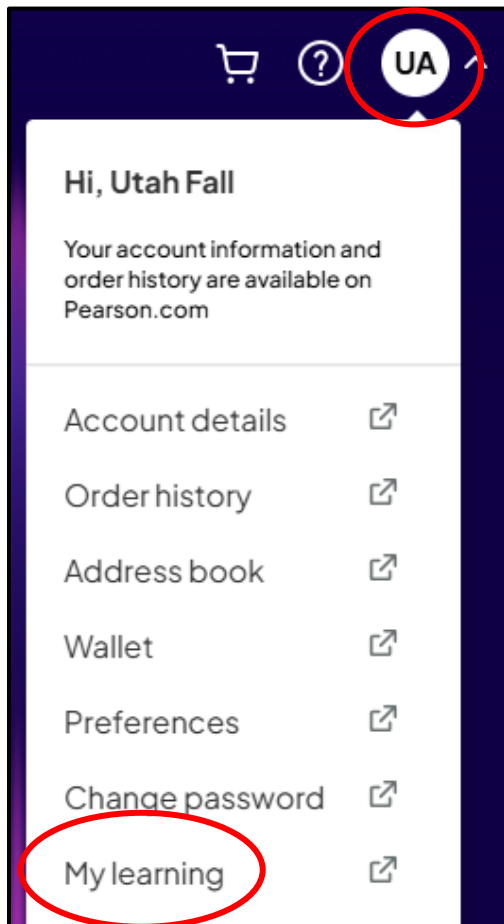
## Access Instructions

### 1. Logging Into Your Account

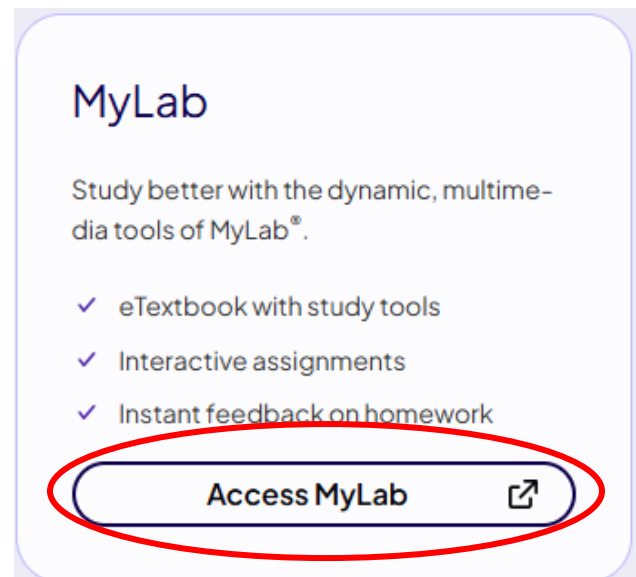
- Navigate to:  
<https://www.pearson.com/en-us.html>
- Select: Sign in
- **For Instructor Access...**
  - Username: utahfall2025
  - Password: Pearson123
- **For Student Access...**
  - Username: utfallstudent25
  - Password: Pearson123



### 2. Logging into MyLab

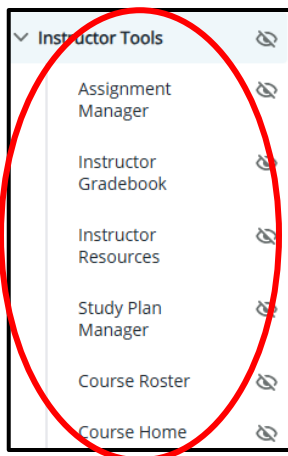
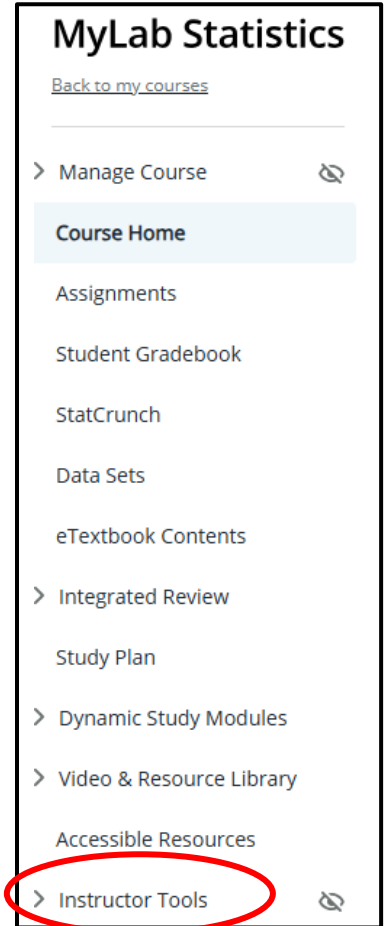



- Once logged in, return to top-right corner of the screen, and click the menu drop-down.
- From the drop-down menu, select "My Learning".
- Select "Access MyLab".



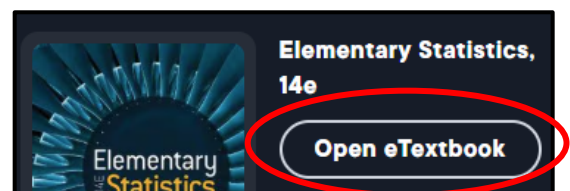
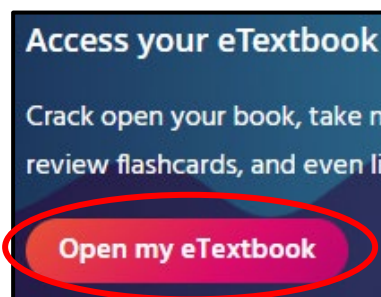
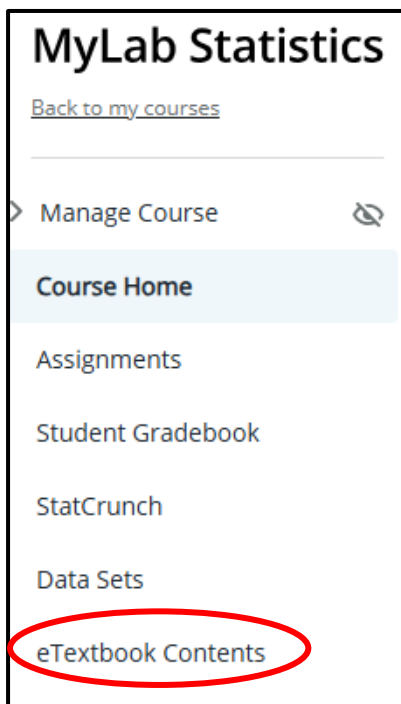
### 3. Accessing the Course & Instructor Resources

- Select the course by clicking on the title.
- On the left-hand menu, select “Instructor Tools”.
- From the drop-down menu, select resources to review.



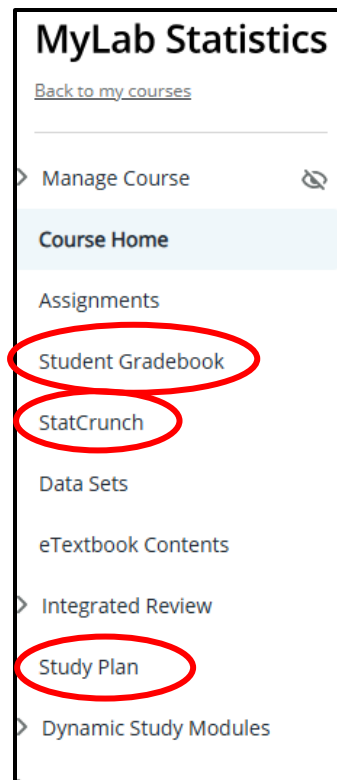
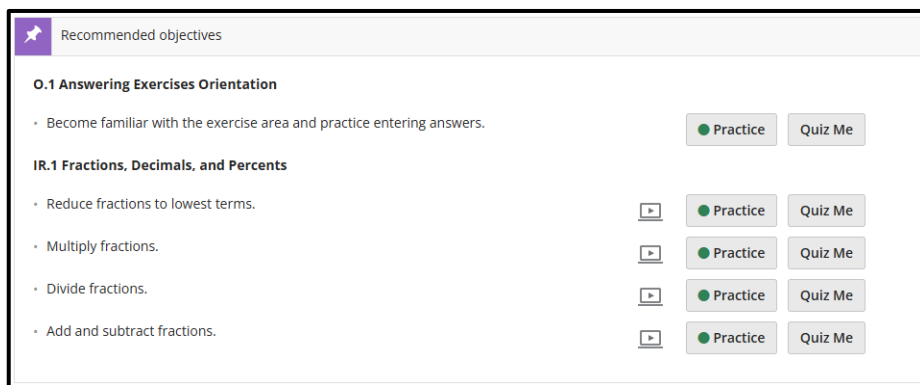
### 4. Reviewing the eText

- On the left-hand menu, select “eTextbook Contents”.
- Select “Open my eTextbook”. The Pearson eText will open in another tab/window.
- Select “Open eTextbook”.



## 5. Accessing the Student Resources

- Navigate back to the first tab. From the left-hand menu, select “Student Gradebook,” “StatCrunch,” and “Study Plan”.
- Browse the student resources, including Practice, Quizzes, and StatCrunch.



## 6. Guided Platform Walkthrough

For a personalized MyLab walkthrough, including an overview of key features, please visit:

[Utah Fall Adoption: Guided MyLab Walkthrough \(https://share.vidyard.com/watch/untZWx7YfJmcUDEiezGjGL\)](https://share.vidyard.com/watch/untZWx7YfJmcUDEiezGjGL)

