

# Pearson

## Reviewer Guide

Utah Fall 2025 Materials Adoption

Course: Statistics

Pearson Title: Elementary Statistics, Picturing the World,  
8e ©2023 NASTA

## Program Description

**Elementary Statistics: Picturing the World, 8th edition** makes statistics easy with clear instructions, real-life examples, and a user-friendly design. It combines theory, helpful teaching-learning tools, and design to help students understand concepts and apply statistics to the world.


**Problem solving:** Technology tips demonstrate using Minitab, Excel, TI-84 Plus, and StatCrunch to solve problems easily. Chapter Technology Projects show how these tools work with large data sets and real-life applications.

**Critical thinking:** Includes Real Statistics, Real Decisions, and Putting It All Together to encourage thinking critically and making informed decisions about data.

**Interactive learning:** Includes Case Studies with actual data to explain key ideas, summaries, exercises, quizzes, tests, and cumulative reviews. "Where You've Been" connects to earlier topics, and "Where You're Going" overviews each chapter.

**Real world applications:** Provided by "Where You've Been and Where You're Going" sections in each chapter with visuals of real-world problems.

**Up-to-date features:** Include Try It Yourself, Picturing the World, new exercises, and screen displays.



### Publisher Adoption Website:

<https://www.pearson.com/en-us/schools/states/utah-review.html>

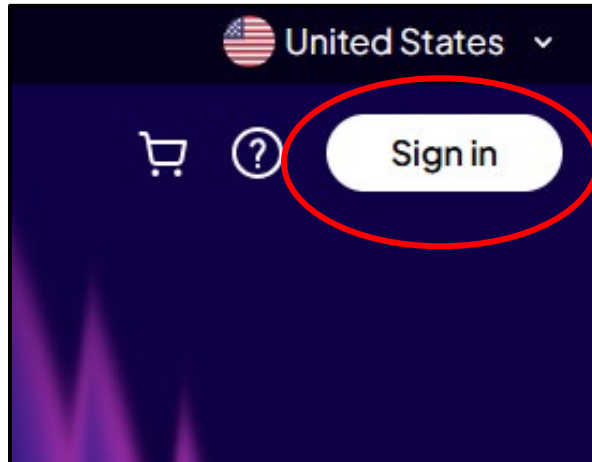
### Digital Sample Access:

<https://www.pearson.com/en-us.html>

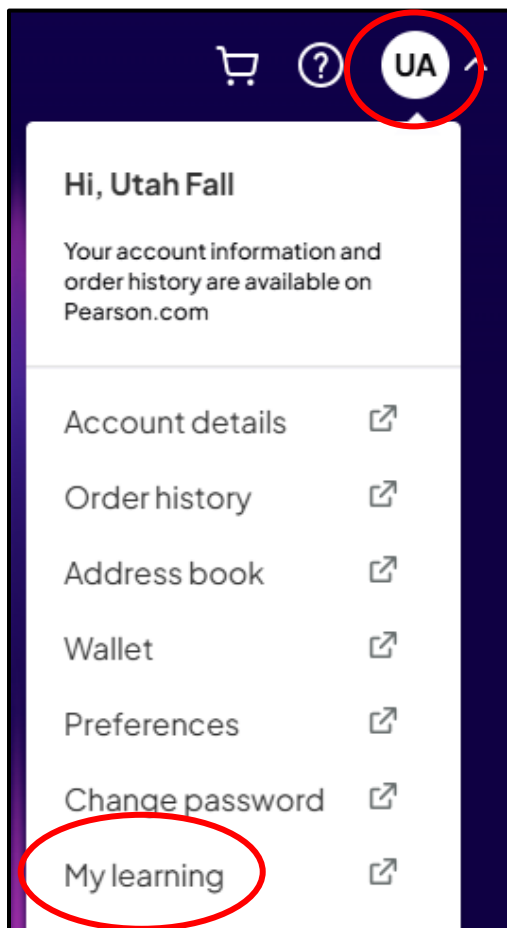
## Access Instructions

### 1. Logging Into Your Account

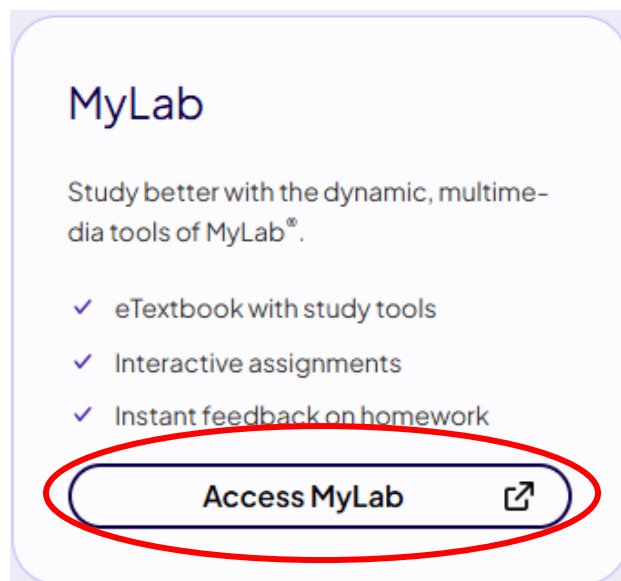
- Navigate to:  
<https://www.pearson.com/en-us.html>
- Select: Sign in
- **For Instructor Access...**
  - Username: utahfall2025
  - Password: Pearson123
- **For Student Access...**
  - Username: utfallstudent25
  - Password: Pearson123



### 2. Logging into MyLab

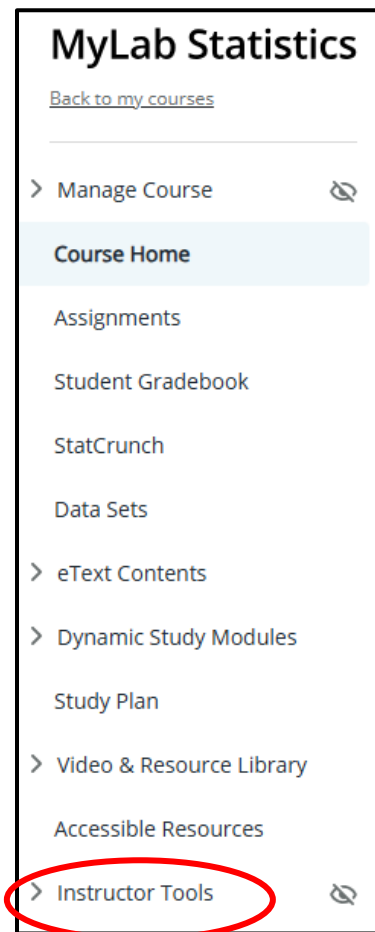
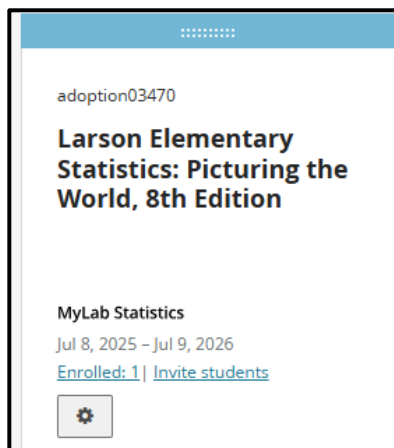
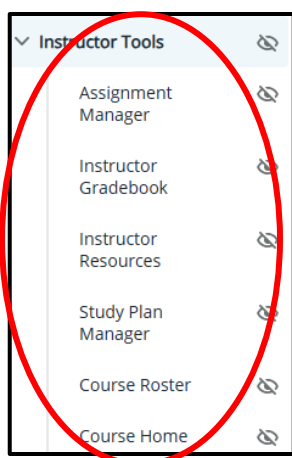


- Once logged in, return to top-right corner of the screen, and click the menu drop-down.
- From the drop-down menu, select “My Learning”.
- Select “Access MyLab”.



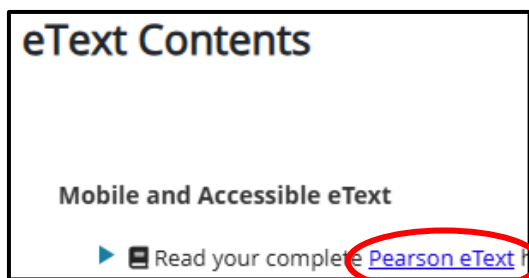
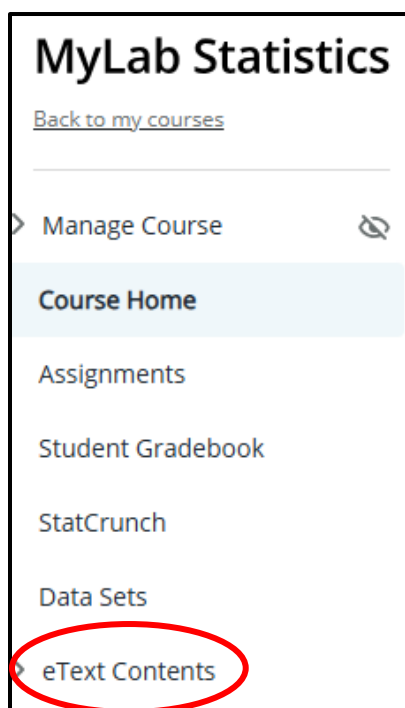
### 3. Accessing the Course & Instructor Resources

- Select the course by clicking on the title.
- On the left-hand menu, select “Instructor Tools”.
- From the drop-down menu, select resources to review.



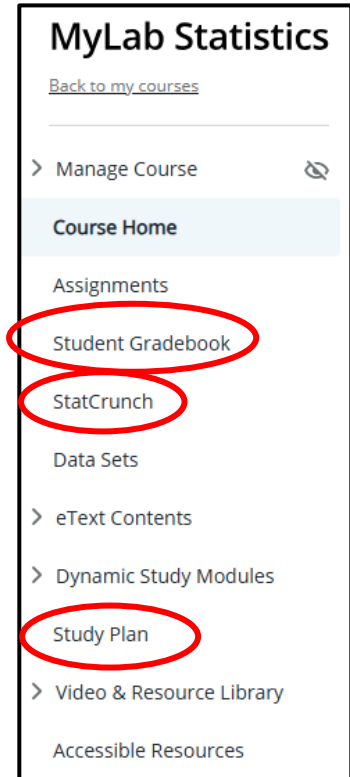
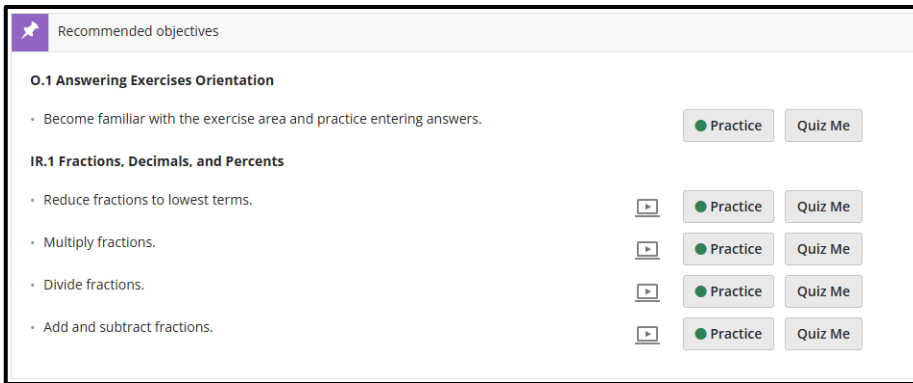
### 4. Reviewing the eText

- On the left-hand menu, select “eText Contents”.
- Select “Person eText”. The Pearson eText will open in another tab/window.



## 5. Accessing the Student Resources

- Navigate back to the first tab. From the left-hand menu, select “Student Gradebook,” “StatCrunch,” and “Study Plan”.
- Browse the student resources, including Practice, Quizzes, and StatCrunch.



## 6. Guided Platform Walkthrough

For a personalized MyLab walkthrough, including an overview of key features, please visit:

[Utah Fall Adoption: Guided MyLab Walkthrough \(https://share.vidyard.com/watch/untZWx7YfJmcUDEiezGjGL\)](https://share.vidyard.com/watch/untZWx7YfJmcUDEiezGjGL)

