



Pearson

Reviewer Guide

Utah Fall 2025 Materials Adoption

Course: Precalculus

Pearson Title: Precalculus 12e ©2025 NASTA

Program Description

Precalculus, 12th edition is a high-quality text, with Sullivan's proven cycle of continuous preparation and retention including preparation for class, practice with homework, and review concepts.

Concept reviews: Preparing for This Section, Now Work, and Are You Prepared? Sections evaluate comprehension of earlier concepts before proceeding to newer material. Need to Review? refresh skills needed for the material.


Engaging content: Showcase examples offer a step-by-step approach to solving a problem. Model It examples and exercises encourage building a mathematical model from verbal descriptions or data. Seeing the Concept features strengthen understanding through graphing exploration. Career Tips and Fun Facts apply topics to the real world. Caution notes help avoid common mistakes. Calculus icons highlight essential study information.

Study features: In Words translates math into simple English, helping focus on the concept of a given formula, definition or theorem. Occasional Note further clarify reasoning or make connections to earlier concepts.

Visual resources: Includes Desmos and TI-84 graphing utility screen that captures and aids visualization of concepts and connects equations, data, and graphs. Desmos simplifies finding local extrema, intercepts, implicit equations, and polar curves.

Publisher Adoption Website:

<https://www.pearson.com/en-us/schools/states/utah-review.html>



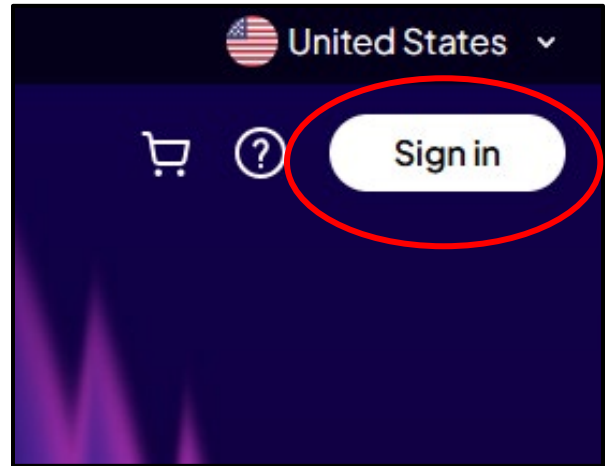
Digital Sample Access:

<https://www.pearson.com/en-us.html>

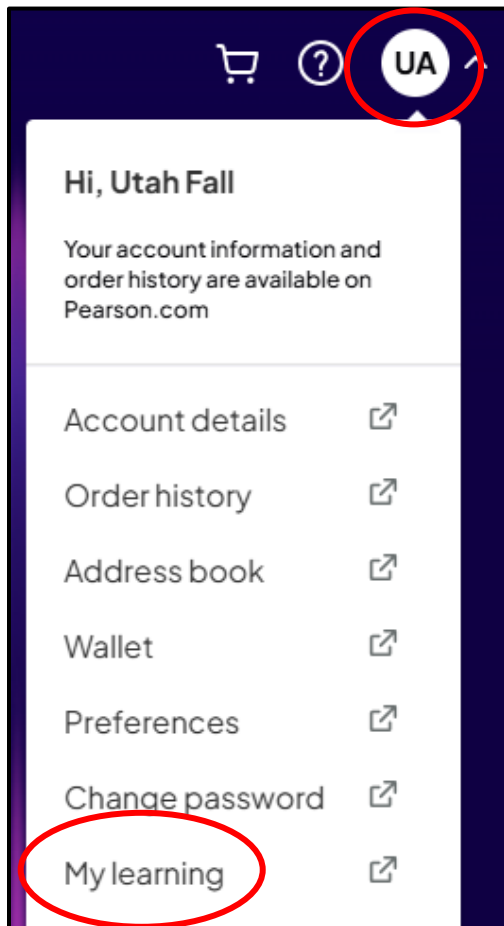
Access Instructions

1. Logging Into Your Account

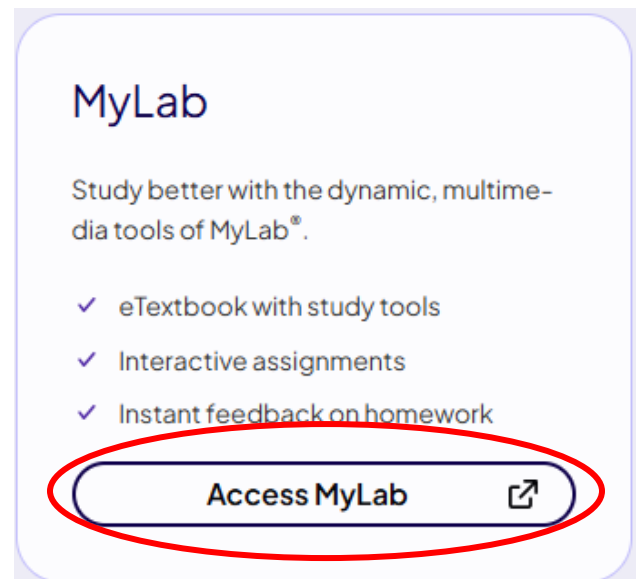
- Navigate to:
<https://www.pearson.com/en-us.html>
- Select: Sign in
- **For Instructor Access...**
 - Username: utahfall2025
 - Password: Pearson123
- **For Student Access...**
 - Username: utfallstudent25
 - Password: Pearson123



2. Logging into MyLab

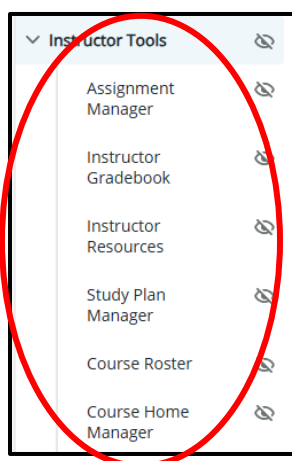
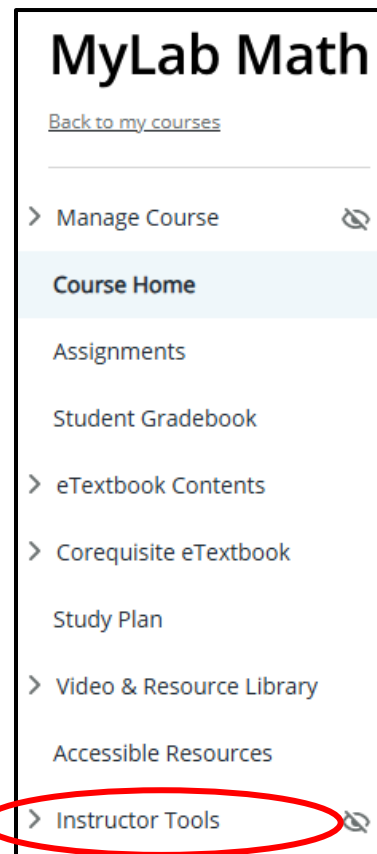
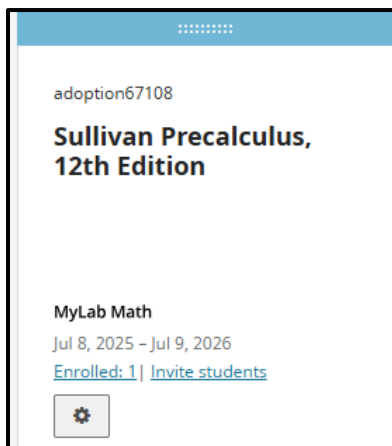


- Once logged in, return to top-right corner of the screen, and click the menu drop-down.
- From the drop-down menu, select “My Learning”.
- Select “Access MyLab”.



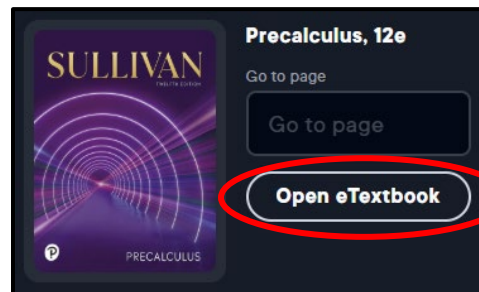
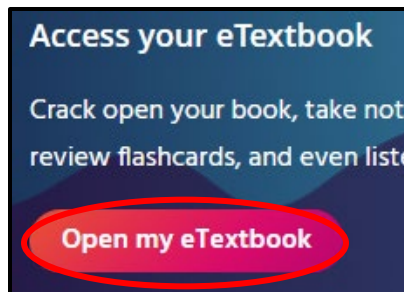
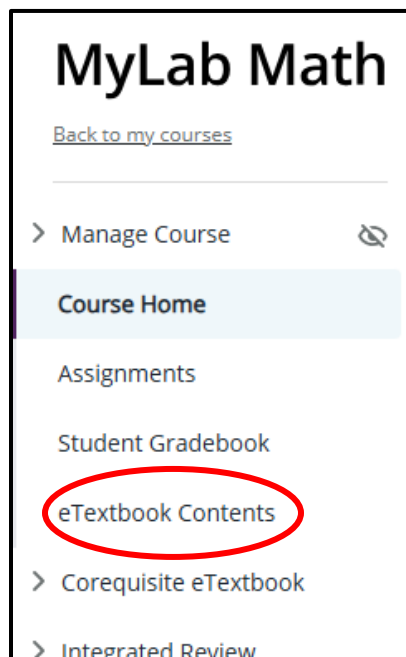
3. Accessing the Course & Instructor Resources

- Select the course by clicking on the title.
- On the left-hand menu, select “Instructor Tools”.
- From the drop-down menu, select resources to review.



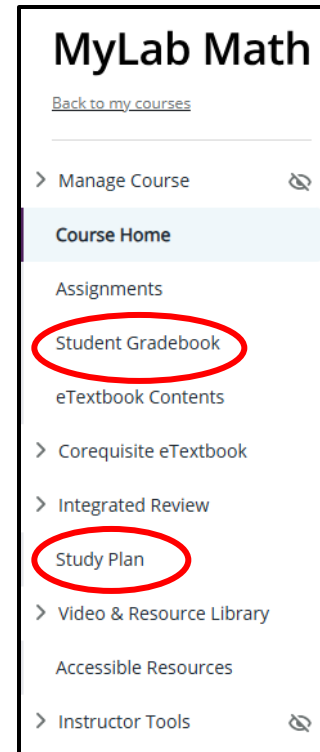
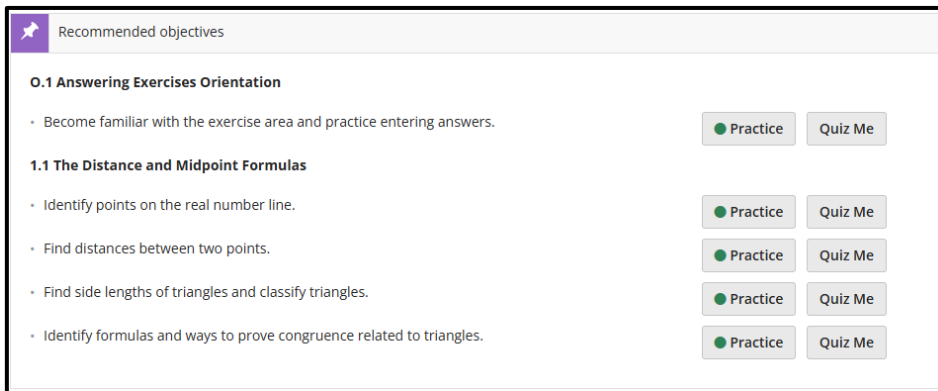
4. Reviewing the eText

- On the left-hand menu, select “eTextbook Contents”.
- Select “Open my eTextbook”. The Pearson eText will open in another tab/window.
- Select “Open eTextbook”.



5. Accessing the Student Resources

- Navigate back to the first tab. From the left-hand menu, select “Student Gradebook” and “Study Plan”.
- Browse the student resources, including Practice, Quizzes, and Corequisite Support Mindset.



6. Guided Platform Walkthrough

For a personalized MyLab walkthrough, including an overview of key features, please visit:

[Utah Fall Adoption: Guided MyLab Walkthrough \(https://share.vidyard.com/watch/untZWx7YfJmcUDEiezGjGL\)](https://share.vidyard.com/watch/untZWx7YfJmcUDEiezGjGL)

