

Pearson

Reviewer Guide

Utah Fall 2025 Materials Adoption

Course: Statistics

Pearson Title: Stats in Your World, 3e ©2020 NASTA

Program Description

Stats in Your World, 3rd edition provides a fresh take on statistics by looking at it through the perspective of algebra-based statistics. The program includes up-to-date examples, examines practical data and graphics, encouraging students to address problems and clearly convey the results. The content of the program not only engages students but also supports them to think statistically and apply their knowledge to practical scenarios.

Unique approach: Think, Show, Tell approach allows analyzing of questions, calculate solutions and accurately present observations.

Focused exercises: Do the Math feature gives clear explanations and practice exercises, aiding students to perfect skills required for statistics.

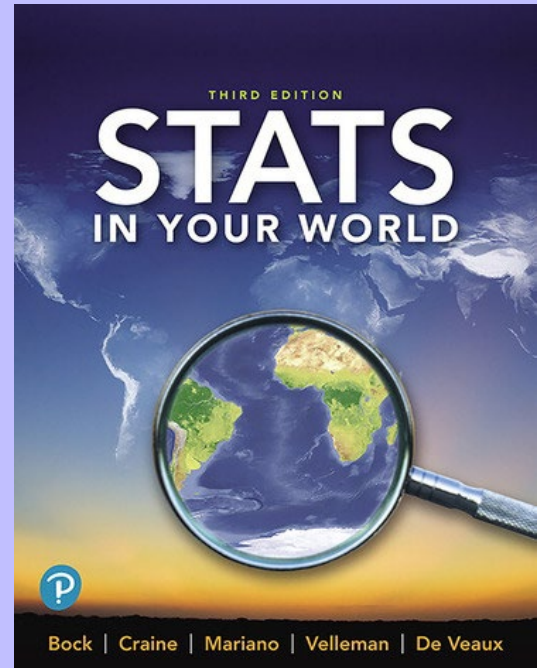
Calculator functions: Provides clear instructions on how to use the TI-84 Plus CE statistics functions.

Real-world connections: In Your World, news stories or magazine articles, are in every chapter to apply newly gained statistical knowledge.

Leveled learning: Include a variety of exercises on different difficulty levels to help focus practicing individual concepts and skills.

Publisher Adoption Website:

<https://www.pearson.com/en-us/schools/states/utah-review.html>



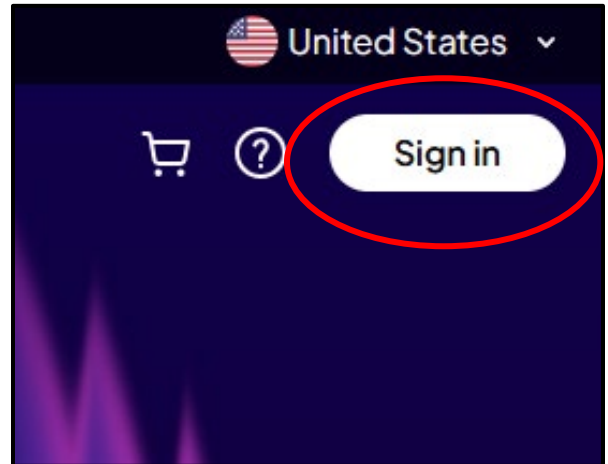
Digital Sample Access:

<https://www.pearson.com/en-us.html>

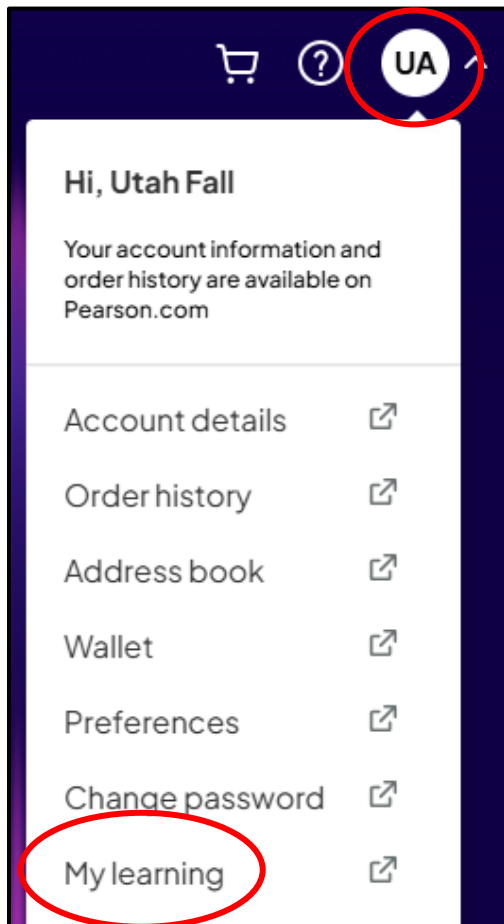
Access Instructions

1. Logging Into Your Account

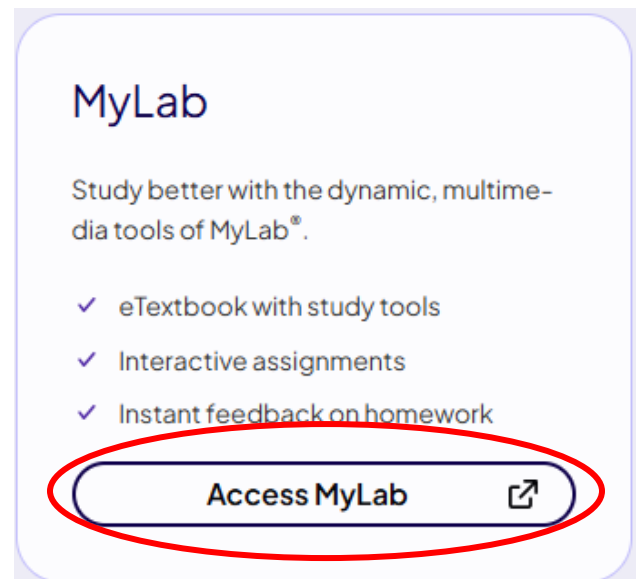
- Navigate to:
<https://www.pearson.com/en-us.html>
- Select: Sign in
- **For Instructor Access...**
 - Username: utahfall2025
 - Password: Pearson123
- **For Student Access...**
 - Username: utfallstudent25
 - Password: Pearson123



2. Logging into MyLab

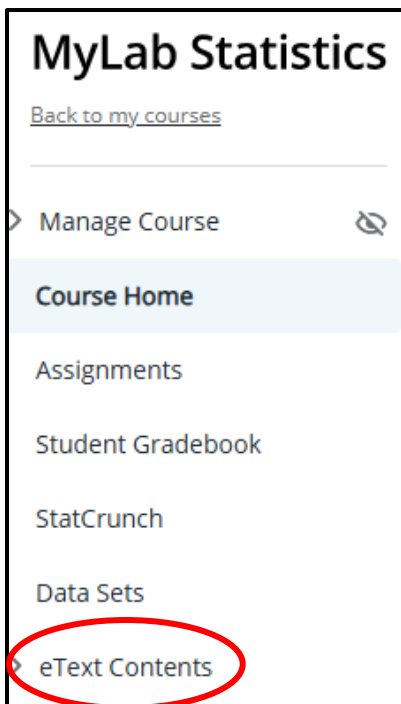
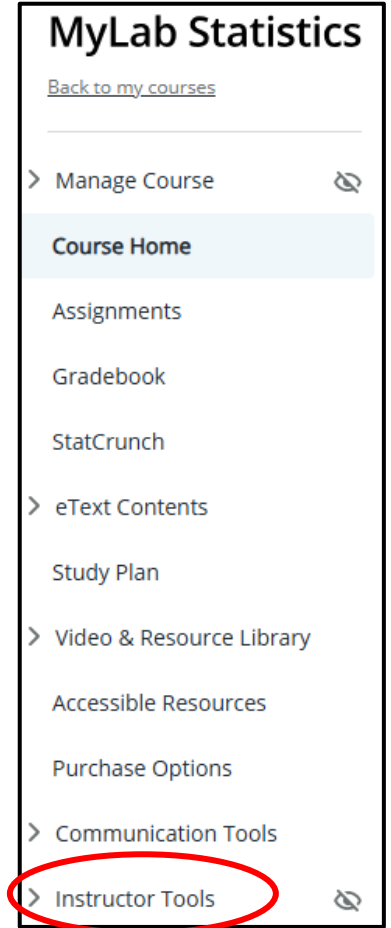
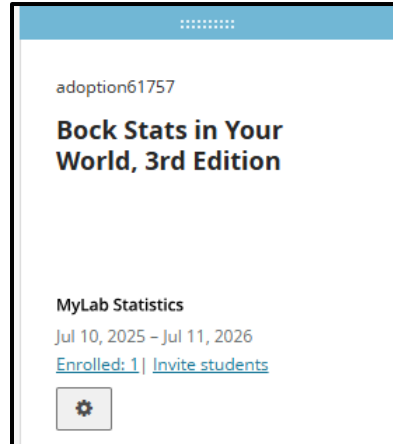
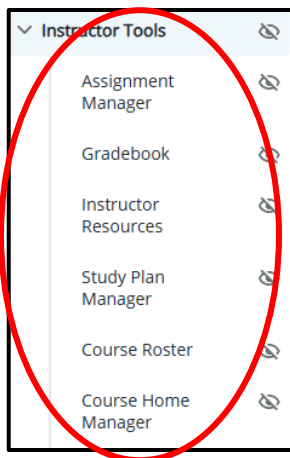


- Once logged in, return to top-right corner of the screen, and click the menu drop-down.
- From the drop-down menu, select "My Learning".
- Select "Access MyLab".



3. Accessing the Course & Instructor Resources

- Select the course by clicking on the title.
- On the left-hand menu, select “Instructor Tools”.
- From the drop-down menu, select resources to review.



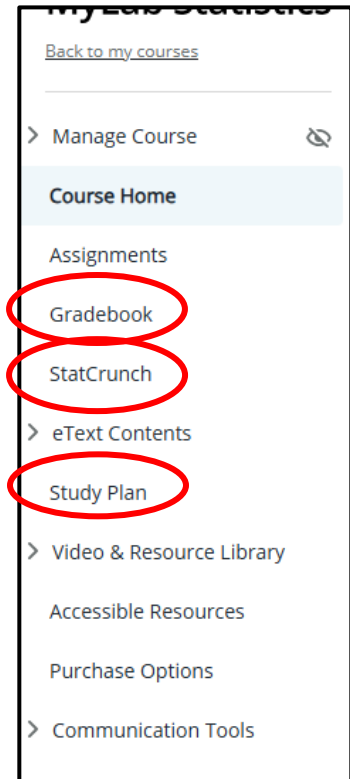
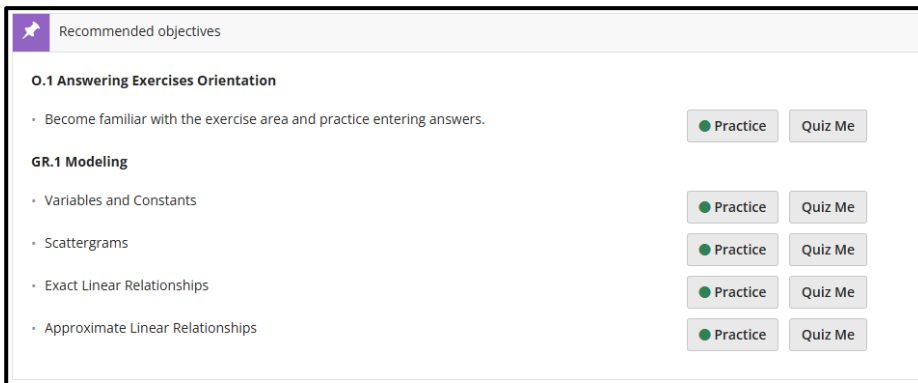
4. Reviewing the eText

- On the left-hand menu, select “eText Contents”.
- Select “eText”. The Pearson eText will open in another tab/window.



5. Accessing the Student Resources

- Navigate back to the first tab. From the left-hand menu, select “Gradebook,” “StatCrunch,” and “Study Plan”.
- Browse the student resources, including Practice, Quizzes, and StatCrunch.



6. Guided Platform Walkthrough

For a personalized MyLab walkthrough, including an overview of key features, please visit:

[Utah Fall Adoption: Guided MyLab Walkthrough \(https://share.vidyard.com/watch/untZWx7YfJmcUDEiezGjGL\)](https://share.vidyard.com/watch/untZWx7YfJmcUDEiezGjGL)

