


Reviewers Guide

Bid ID#: 1430

Course# - Course Title:

9009110 - Information & Communications Technology (ICT) Essentials 1



Program Description

Introduction to Computers and Information Technology, Preparing for IC3 Certification teaches the digital literacy concepts and skills students need to succeed in a technology-based world. This text helps students build a concrete understanding of how computers work and how various types of computing devices and accessories are used in school, work, and at home. The content is organized around the seven areas of digital literacy covered within the IC3 GS6 exams (www.certipoint.com/IC3) to support students working toward industry certification.

Link to Student Text

Information & Communications Technology (ICT) Essentials 1

Links to Demo Sites

User Name: fl_cte_demo

Password: FLctedemo2025

Access Instructions

1. How to Access the Pearson site:

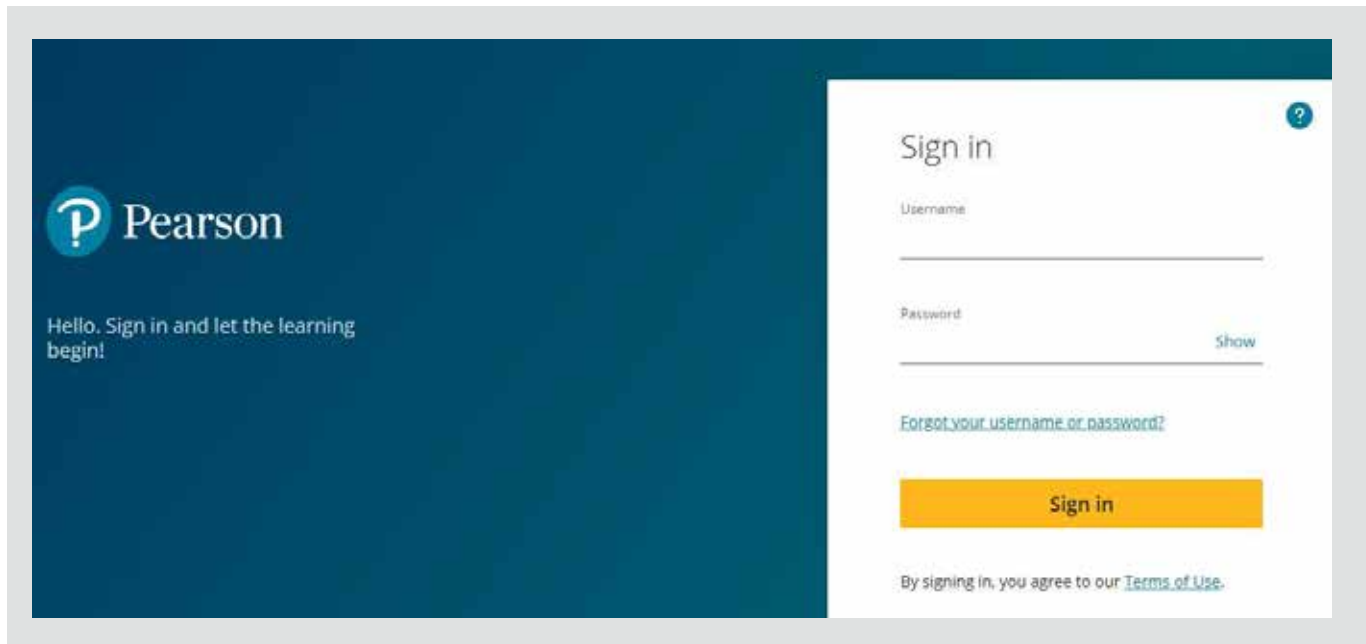
1. Please open this link.

[https://mycourses.pearson.com/
course-home#/tab/active](https://mycourses.pearson.com/course-home#/tab/active)

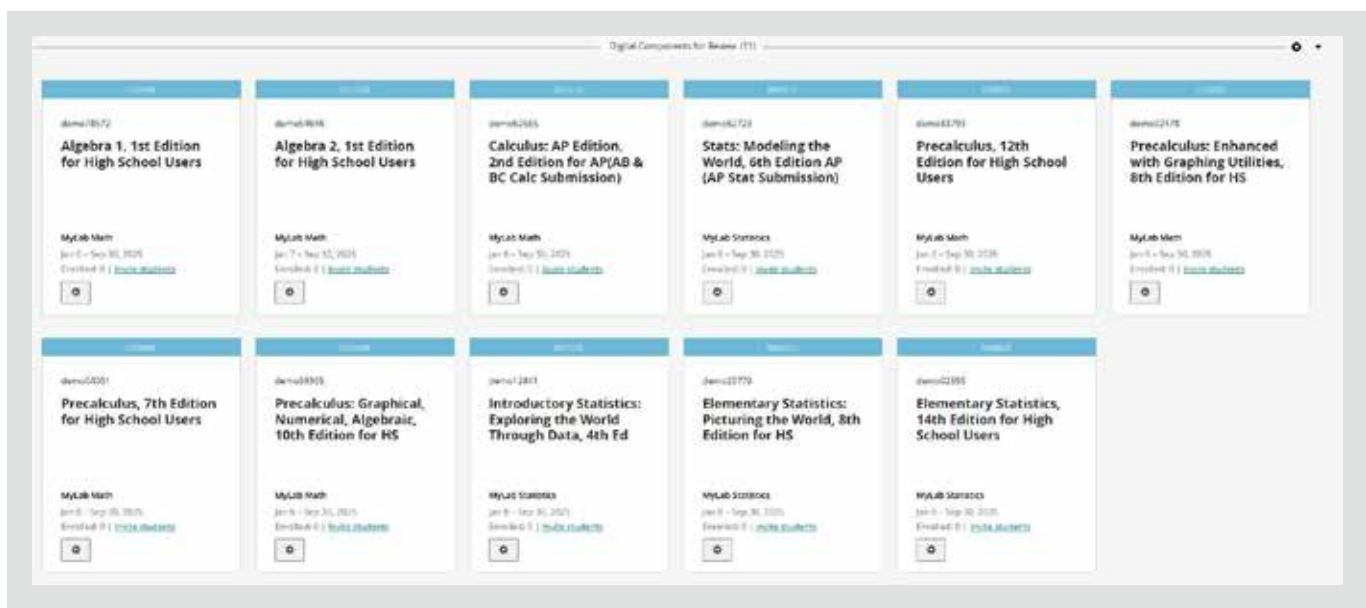
2. Access Credentials:

Username: fl_cte_demo

Password: FLctedemo2025

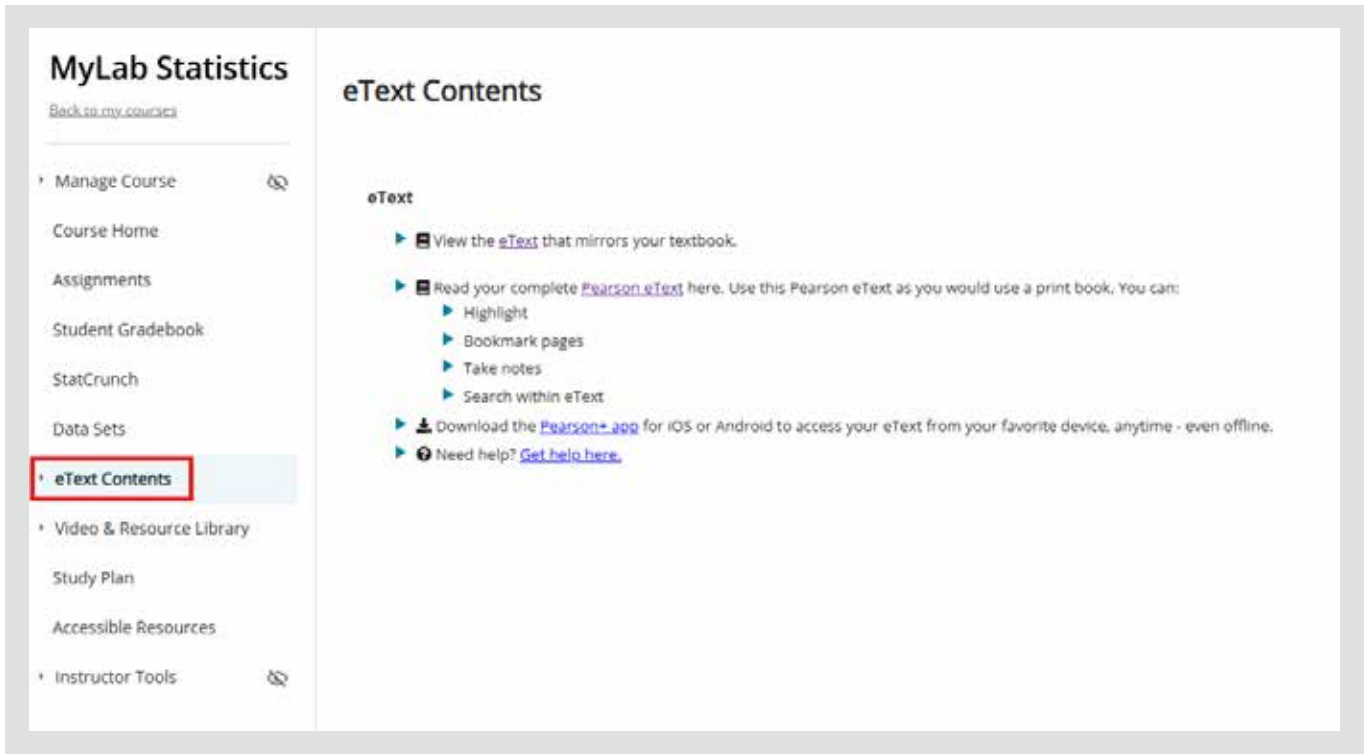


3. Select the course/title you want to review by hovering on the title.

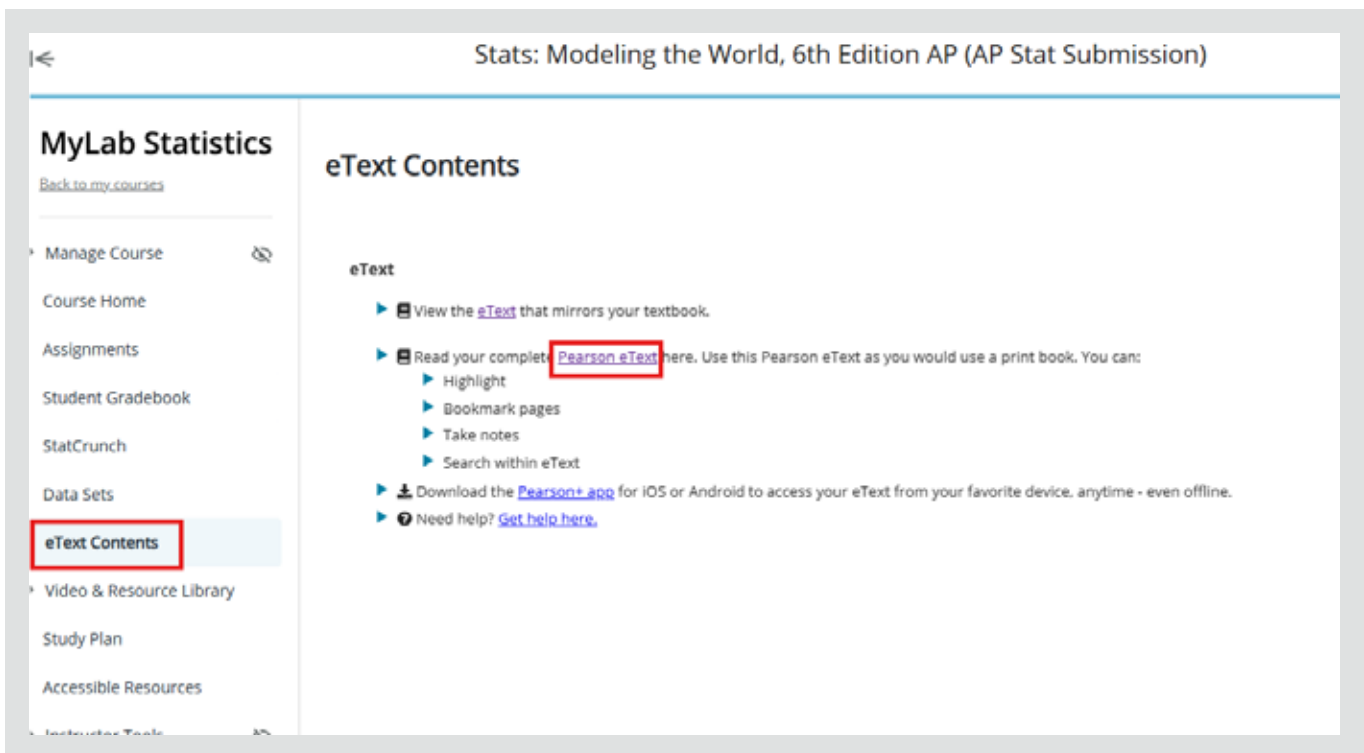


4. On the Course Home screen, you can choose the course materials you want to review.

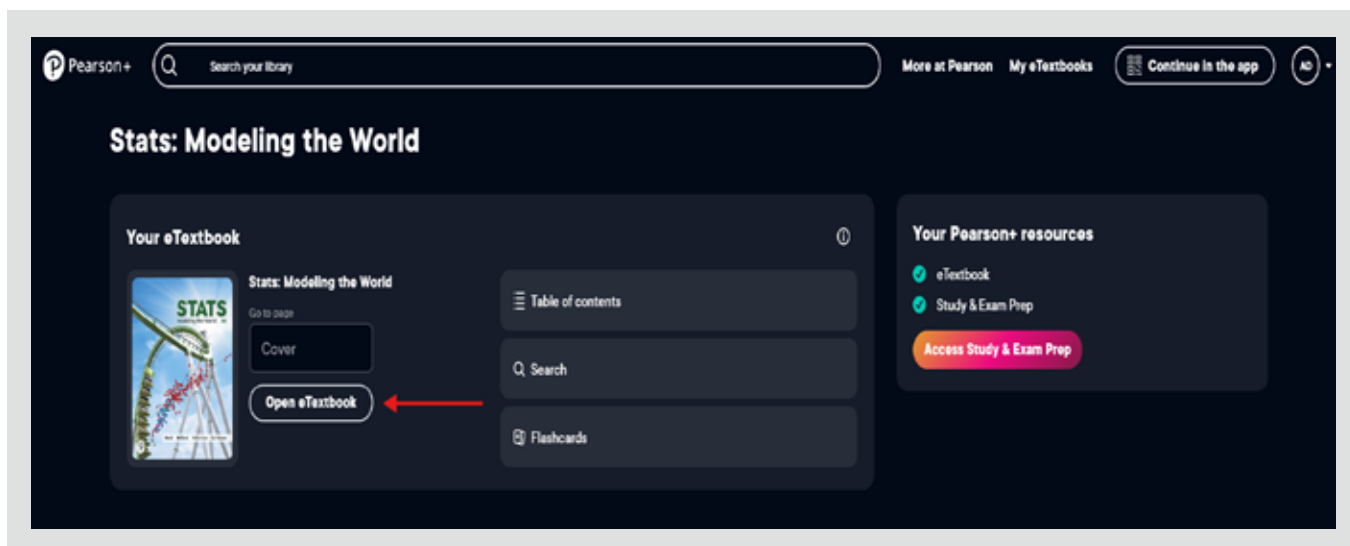
5. If you want to view the eText, choose the link as highlighted below.



6. Choose "Pearson etext"

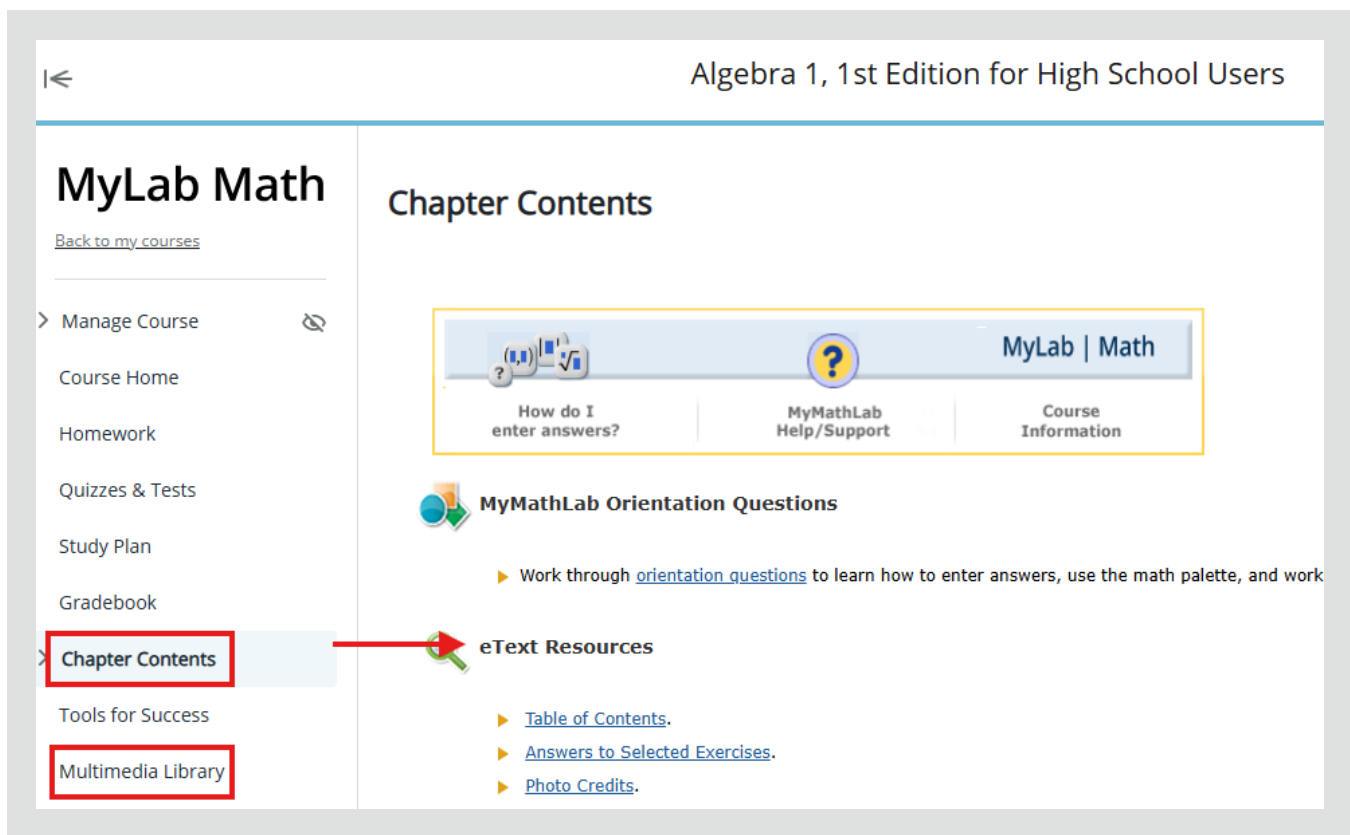


7. Choose "Open eTextbook"



***Etext access may vary by title.

Etexts can also be accessed through "Chapter Contents" and "Multimedia Library".



8. Choose a chapter from the navigation bar on the left side of the screen.

The screenshot shows a digital textbook interface. On the left is a navigation bar with a 'Table of contents' header and a close button. Below it are tabs for 'Contents', 'Bookmarks', and 'Recent'. The 'Contents' tab is active, displaying a list of chapters. The main area shows a preview of Chapter 1, 'Stats Starts Here', with a large red '1' in a box and the text 'Stats Starts Here¹'. The preview includes a line graph and a group of students sitting on the floor. Below the graph is a quote: "But where shall I begin?" asked Alice. "Begin at the beginning," the King said gravely, "and go on till you come to the end: then stop."

9. Click on the Home icon 🏠 to access study and exam prep

The screenshot shows the MyLab Statistics interface. The top header reads 'Stats: Modeling the World, 6th Edition AP (AP Stat Submission)'. On the left is a navigation menu with 'MyLab Statistics' at the top, followed by 'Back to my courses', 'Manage Course', 'Course Home', 'Assignments', 'Student Gradebook', 'StatCrunch', 'Data Sets', 'eText Contents' (highlighted with a red box), 'Video & Resource Library', 'Study Plan', and 'Accessible Resources'. The main area is titled 'eText Contents' and contains a list of options: 'View the eText that mirrors your textbook.', 'Read your complete Pearson eText here. Use this Pearson eText as you would use a print book. You can: Highlight, Bookmark pages, Take notes, Search within eText.', 'Download the Pearson+ app for iOS or Android to access your eText from your favorite device, anytime - even offline.', and 'Need help? Get help here.'