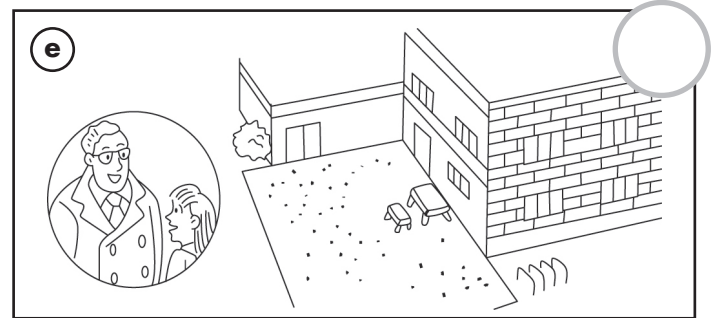
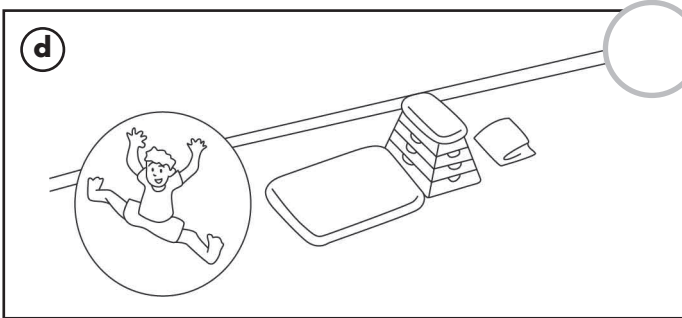


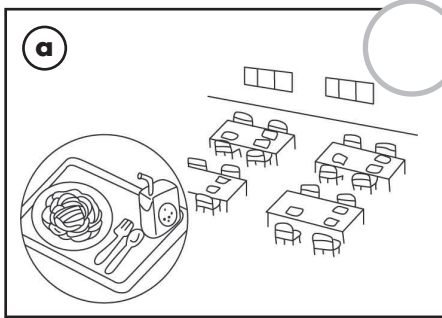




Talk about it! Vocabulary

A 25 Listen. Number. Write.



1. 2.
3. 4. 5.



classroom doing gymnastics eating lunch gym looking at a painting
lunchroom office playground taking a test talking to the principal

B Look at the pictures above. Write. Draw a line.

- a. eating lunch • in the classroom
b. • in the office
c. • on the playground
d. • in the lunchroom
e. • in the gym






Talk about it! Dialogs

A



26

Listen. Number.



B

Look at the pictures above. Unscramble the sentences. Write the dialogs.

Not yet. We have to wait for the bell.

Where's Beth?

Can we go back inside now?

I think she's in the lunchroom.

1. Where's Beth?
I think she's in the lunchroom.

2.
.....
.....

3.
.....
.....

4.
.....
.....
.....

What should we do?

I was in the classroom.

I was taking a test.

















Where were you?

Let's study English, then watch TV.

What were you doing?

Say it!

A Listen. Check 2.

1.				
2.				
3.				
4.				

B Look at the pictures above. Write the dialogs.

- What should we do now?
Let's put on the boots. Then let's find an umbrella.
-
-
-





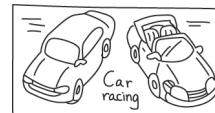
call home find a police officer find an umbrella go to bed
put on the boots turn off the lights vacuum the carpet wash the dishes



Build it!

A 28 Listen. Write. Draw a line.

1. eating lunch.
2. playing cards.
3. What doing?
..... watching TV.
4. What doing?
..... making a poster.



B Write.

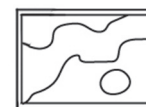
1.  They were

2.



3.  What was she?

4.?






Read it!

A 29 Listen. Do the words have the same sound? Circle yes or no.

- | | | | | | | | | | |
|----|---------------------------------|----|---------------------------------|----|---------------------------------|----|---------------------------------|-----|---------------------------------|
| 1. | <div>yes
.....
no</div> | 2. | <div>yes
.....
no</div> | 3. | <div>yes
.....
no</div> | 4. | <div>yes
.....
no</div> | 5. | <div>yes
.....
no</div> |
| 6. | <div>yes
.....
no</div> | 7. | <div>yes
.....
no</div> | 8. | <div>yes
.....
no</div> | 9. | <div>yes
.....
no</div> | 10. | <div>yes
.....
no</div> |

B Read. Write.

Lisa is in the library. She is reading a story about a robot. The robot can run very fast. It can run 100 kilometers per hour. It can eat rice, too. Lisa wants to invite the robot to her school. She wants to play with the robot in the playground. Then she wants to eat lunch with the robot.



1. Where is Lisa?

.....

2. What is Lisa doing?

.....

3. How fast can the robot run?

.....

4. What does Lisa want to do with the robot?

.....




Practice it!

A



30

Listen. Number.



B

Look at the pictures above. Write.

1. Where was Sandy?

.....

2. What was Sandy doing?

.....

3. Where were Chip and Donny?

.....

4. What were Toni and Chuck doing?

.....

5.?

Peter was in the office.

6.?

Diego and Beth were playing cards.



Finished? Excellent! Now go to page 70. Color number 5 red.