

I can talk about people in a family.

1 Read these words. What do they mean?

brother dad daughter grandma grandpa mom sister son

Family and friends

VOCABULARY

Family | Countries and nationalities |
Places | Art

GRAMMAR

to be – affirmative | to be – negative |
possessive adjectives | possessive 's

Grammar:

It's Grandma's birthday!

What is happening in
the picture?



Communication:

Nice to meet you!

What are Jen, Lucas, and
Mrs. Newman talking about?



John



Agatha



Peter



Julia



Paul



Rose



Tom



Anna



Mark



David



Lucy



2 1.13 Listen and repeat.

Vocabulary **Family**

mother mom father dad parents
grandfather grandpa grandmother
grandma son daughter brother sister
aunt uncle cousin

3 Complete the family words. Use the Vocabulary box to help you.

He	She
father	<i>mother</i>
son	grandmother
uncle	sister
	cousin

4 Match 1-4 to a-d.

- | | |
|---------------|-----------|
| 1 father | a grandpa |
| 2 grandmother | b dad |
| 3 mother | c grandma |
| 4 grandfather | d mom |

Paul = Mark's father
Lucy = Rose's daughter

Watch OUT!

5 Look at the family tree on page 10 and write the names.

- | | |
|----------------------|-------------|
| 1 Mark's grandpa | <i>John</i> |
| 2 Mark's sister | |
| 3 Mark's aunt | |
| 4 Mark's cousins | |
| 5 Mark's grandmother | |

6 Look at the family tree again. Complete the sentences.

- | | | |
|-----------------------|---------------|----------|
| 1 Peter is | <i>Mark's</i> | uncle. |
| 2 Julia is | | sister. |
| 3 David is | | son. |
| 4 John and Agatha are | | parents. |
| 5 Lucy is | | cousin. |

7 1.14 Listen to the tongue twister, paying attention to the letters in blue. Say it with a classmate.

Father, mother, sister, brother - hand in hand with one another!

Speak UP!

8 1.15 Listen and circle true (T) or false (F).



John



Anna

1 T / (F)

2 T / F



Agatha



Julia

3 T / F

4 T / F



Paul



Mark


5 T / F

6 T / F

9 1.16 Listen and check your answers.

10 In your notebook, draw and write the names of three family members. Work in pairs and make guesses about each other's family.

And YOU



A: *Daniel is your dad.* B: *No, he's my grandpa!*



1.2

GRAMMAR *to be* – affirmative; Possessive adjectivesI can use the affirmative form of the verb *to be* and possessive adjectives.

- 1 1.17 Listen and read. How old is Jen and Alex's grandma today?

She's _____.

It's Grandma's birthday!

Sophie is Jen and Alex's grandmother. Today is her birthday. She is seventy years old.



Sophie: It's Megan!
 Megan: Hello, Alex. Hold this, please! Be careful! It's Grandma's birthday cake.
 Alex: It's OK! Got it!



Megan: Happy birthday, Mom! Here's your gift.
 Sophie: Thank you, sweetie.
 Dad: Hello, sister!



Dad: We're ready for the cake!
 Mom: Oh, no!

- 2 Read the sentences. Circle true (T) or false (F). Correct the wrong sentences.

1 Grandma isn't very happy. T / F

Grandma is very happy.

2 Grandma's name is Sophie. T / F

3 There's a gift for Alex in the box. T / F

4 Dad is Megan's brother. T / F

- 3 1.18 Listen and repeat. Find these expressions in the story. How do you say them in your language?

Hold this, please!

Be careful!

Got it!

OUT of class


- 4 **CLASS VOTE** Jen and Alex's mom says "Oh, no!". Why?

- 5 1.19 Listen and check.

Get Grammar!

Hammy **is** my pet hamster.
He **is** eleven today.

You're friends.



Grammar to be – affirmative

Long form

I **am** eleven.
You **are** eleven.
He/She/It **is** eleven.
We **are** eleven.
You **are** eleven.
They **are** eleven.

Short form

I'm eleven.
You're eleven.
He/She/It's eleven.
We're eleven.
You're eleven.
They're eleven.

Working out the rules

- 1 Circle an example of *to be* with the pronoun *I* in the photo story on page 12.
- 2 Look at the chart and complete the sentences.
 - 1 In the affirmative form of the verb *to be*, we use _____ for *he, she, and it*.
 - 2 For *you, we, and they*, we use _____.

GRAMMAR TIME > PAGE 122

6 Find the sentences in the story. Write the missing form of *to be*.

- 1 "I **'m** so happy you _____ here!"
- 2 "It _____ Grandma's birthday cake."
- 3 "Here _____ your gift."
- 4 "We _____ ready for the cake!"

7 Circle the correct answer.

- 1 You **are** / *is* ready.
- 2 I *is* / **am** here.
- 3 We *am* / **are** happy!
- 4 It *are* / **is** a present for you.
- 5 Jen and Alex *is* / **are** at Grandma's house.

8 Complete the sentences. Use the Watch OUT! box to help you.

- 1 Happy birthday! Here's **your** card.
- 2 Gina is happy. It's _____ birthday today.
- 3 Sam and Dan are twin brothers. That's _____ birthday cake.
- 4 That's my dad. _____ name is Fred.
- 5 Oscar and I are in the same class. _____ school is cool!
- 6 _____ name is Nate.

9 Read and circle the correct answer.

My name is Holly and **I'm** / *you're* twelve years old. It ²*are* / **is** my birthday today. Alex and I ³*is* / **are** best friends. ⁴*It's* / **He's** thirteen. ⁵*His* / **Her** birthday is today, too! It's ⁶*their* / **our** party! All our friends ⁷*are* / **is** here!



Possessive adjectives

Watch OUT!

- I → my It's **my** birthday. I'm ten!
- you → your It's **your** birthday. You're eleven!
- he → his It's **his** birthday. He's eight.
- she → her It's **her** birthday. She's fifteen.
- it → its This is **its** bed. Buddy is a dog.
- we → our It's **our** birthday. We're nine!
- they → their It's **their** birthday. They're six.

10 Read the poem. Make changes to talk about a friend, a classmate, or a person in your family.

I'm **twelve** today,
Hip, hip, hooray!
Let's have a break
And eat some cake!
Kelly's thirteen today...



And
YOU



1.3

GRAMMAR *to be* – negative

I can use the negative form of the verb *to be* to talk about countries and nationalities.

1 **1.20** Listen and read. What nationality is Uncle Roberto?

He is _____.

The Terrific Two – Dug's family album



2 Read the sentences. Circle true (T) or false (F).


1 Uncle Roberto is a superhero. ☒ / F

2 Aunt Gina is French. T / ☐ F

3 Dug's parents are dogs. T / ☐ F

4 Dug's mom is British. T / ☐ F

Get Grammar!



Grammar to be – negative

Long form

I **am not** American.
You **are not** American.
He/She/It **is not** American.
We **are not** American.
You **are not** American.
They **are not** American.

Short form

I'm not American.
You **aren't** American.
He/She/It **isn't** American.
We **aren't** American.
You **aren't** American.
They **aren't** American.

Working out the rules

Look at the chart and complete the sentence.

To form the negative of verb *to be*, we use _____ after the verb.

GRAMMAR TIME > PAGE 122

3 In your notebook, write negative sentences. Use the short form of the verb *to be*.

- 1 Dug is French. *Dug isn't French.*
- 2 Kit is a dog.
- 3 Dug's parents are superheroes.
- 4 Dug: "I am happy."
- 5 Kit: "You are in the picture, Dug."

4 1.21 Look, listen, and repeat. How do you say your country and nationality?

Vocabulary Countries and nationalities

	Australia / Australian		Mexico / Mexican
	Brazil / Brazilian		Portugal / Portuguese
	Canada / Canadian		Spain / Spanish
	China / Chinese		the UK / British
	France / French		the USA / American

5 Look at the flags. Complete the sentences about Dug's family with *is* or *isn't*. Correct the false sentences.

- 1 Aunt Teresa isn't Spanish.
She is Canadian.
- 2 Grandpa James _____ Chinese.

- 3 Cousin Lulu _____ French.

- 4 Cousin Chen _____ British.

- 5 Grandma Flossie _____ American.

6 In your notebook, write sentences about Kit's friends and family.



*I'm not from Mexico.
I'm from the USA.*

1 Mexico ☒ the USA ☒

We ...




2 Portugal ☒ Australia ☒

Grandma Ola ...



3 Brazil ☒ Spain ☒

My cousins ...



4 the UK ☒ China ☒

Many people have family from different countries.
Where is your family from?

Culture NOTE

7 Choose a nationality and play Three Guesses.

A: *You're Spanish!* B: *No, I'm not.*

And YOU



1.4

COMMUNICATION Introductions

I can make introductions.



1 1.22 Listen and read. Complete Jen's name.

Jen _____.

Nice to meet you!

- Jen: Hi, Mom!
- Mom: Hi, kids!
- Jen: Mom, this is Lucas.
He's our new neighbor.
Lucas, this is my mom.
- Mom: Hello, Lucas. Nice to meet you.
- Lucas: Nice to meet you, too, Mrs. Newman.
- Mom: Jen, your backpack!
- Jen: Sorry, Mom. Let's go, Lucas.



2 1.23 Listen and repeat.

Communication Introductions

- A: Mom, this is Lucas.
He is my *neighbor/friend/classmate*.
Lucas, this is *my mom*.
- B: Hello, *Lucas*. Nice to meet you.
- C: Nice to meet you, too.



3 1.24 Put the dialogue in the correct order. Then listen and check.

1 b 2 _____ 3 _____ 4 _____

- a Desi: Nice to meet you, too, Lisa.
- b Adam: Lisa, this is Desi. He's my best friend.
- c Lisa: Hello, Desi. Nice to meet you.
- d Adam: Desi, this is my cousin, Lisa.

4 In groups of three, act out the dialogue in Activity 3.

5 Circle the best answer.

- 1 A: Hello, I'm George.
B: a Very well, thanks. c Nice to meet you, George.
b Got it!
- 2 A: Mom, this is Sam.
B: a He's my classmate. b Hello, Sam.
c Hold this, please.
- 3 A: Kate, this is my sister, Jane.
B: a Be careful! c She's my friend.
b Hi, Jane. Nice to meet you.

6 Write the names of three famous people. Then introduce them to your friends!

And YOU



Vanessa, this is my friend,
Ariana Grande. She's a pop star!

pop star _____

movie star _____

sports star _____





1.5

READING and VOCABULARY Family album

I can understand a blog post about family pictures and places.

- 1 1.25 Read and listen to Alicia's blog post. What family members does she mention?

Reading tip

Look for and underline key words to help you answer a question.



My family album

I'm Alicia! I'm twelve. I'm from Florida in the USA. This my family album.



This is my favorite picture. I'm four and my sister, Isabella, is six! In this picture, we are at my grandma's house in Florida. Grandma is Dad's mom. She's fun!



My cousin Tommy, Isabella, and I are in this picture. I'm nine, Tommy's ten, and Isabella's eleven.



And this is my family: Mom, Dad, Isabella, and me. I'm eleven and Isabella's thirteen. We're on vacation in Canada.

- 2 Complete the sentences about the text with one word.

- Isabella is Alicia's sister.
- Tommy is Isabella's _____.
- Grandma is Alicia's dad's _____.
- Grandma's _____ is in Florida.

- 3 Read the sentences. Circle true (T) or false (F).


- Alicia is eleven in Picture C. ☒ T / ☐ F
- They're on vacation in Canada in Picture A. ☐ T / ☒ F
- They're not at the park in Picture B. ☐ T / ☒ F
- Tommy is eleven in Picture B. ☐ T / ☒ F
- Picture A is Alicia's favorite. ☐ T / ☒ F

- 4 1.26 Listen and repeat. How do you say these in your language?


Vocabulary

at home	at school
at the park	on vacation

- 5 Look at the pictures and write the places.



at the park



- 6 Work in pairs. Go to page 130. Take turns describing the pictures.



1.6

LISTENING and WRITING Capital letters

I can understand short spoken texts and write a blog post about best friends.

- 1 Look at the website. What's the radio show about?

- 2 1.27 Listen to the radio show. Match callers 1–3 to pictures of their best friends A–C.

1 Tom _____ 2 Maria _____ 3 Juan _____



- 3 1.27 Read the questions. Listen again. Write a number or country.

- 1 How old is Monica? 11
 2 Where is Monica now? _____
 3 How old is Jack? _____
 4 Where are Julia and Mateus from? _____

- 4 Read about Alex and answer: How old is Holly?

Writing

Capital letters

Use a capital letter for names, countries, and nationalities. Use a capital letter for the pronoun *I* and at the beginning of every sentence, too.

My best friend is Jack. He's American.

I'm from France.

- 5 Find and circle the capital letters in Activity 4.

- 6 Write a blog post about you and your best friend.

Writing Time

- 1 **Brainstorm ideas**
Find a picture of you and your best friend. Take notes in your notebook.
- 2 **Draft**
Write a blog post with your name, age, country, and nationality.
My name's . . . I'm (ten/eleven/twelve . . .)
I'm from . . .
Write the same about your best friend.
- 3 **Share**
Share your text with another student for feedback. Listen to his/her opinion and suggestions. Check the text for spelling and grammar. Make any necessary changes to your blog post.
- 4 **Write**
Write the final version of your blog post on a separate sheet of paper.



1.7

CLIL: Art Families in Art

I can understand a short text about families in art.

1 1.28 Listen and repeat.

Vocabulary Art


artist by children painting people picture

- 2 Do you have a family picture? Who is in it?
- 3 Look at the painting and read the text. Number the people in the line drawing.



The Copley family

By John Singleton Copley (1738 – 1815).
This is a painting of the artist's family. The people in the picture are John Singleton Copley [1]; Mrs. Copley [2]; Mrs. Copley's father, Richard Clarke [3]; the Copleys' three daughters, Betsy (6 yrs) [4], Mary (3 yrs) [5], Susanna (baby) [6], and son, John Junior (4 yrs) [7].




4 Read the text again. Complete the sentences with one word.

- 1 John Singleton Copley is the children's father.
- 2 Richard Clarke is the children's _____.
- 3 Mrs. Copley is the children's _____.
- 4 Betsy is Mary and Susanna's _____.
- 5 John Junior is the girls' _____.

5 Look at the three paintings. Which artists have the same nationality? What is it?



 by Edgar Degas



 by John Everett Millais



 by Paul Cezanne

6 Match the paintings A–C to their titles 1–3.

- 1 _____ *The Artist's Father*
- 2 _____ *The Artist's Uncle and Cousin Lucy*
- 3 _____ *Portrait of Mrs. William Evamy, The Artist's Aunt*

7 In pairs, test your memory. Look at the paintings and information in Activities 5 and 6. Cover the page. Challenge your classmate by asking if the statements are true (T) or false (F).

- 1 John Everett Millais is American. T / F
- 2 Edgar Degas is British. T / F
- 3 Paul Cezanne is French. T / F
- 4 Mrs. Evamy is Millais's mother. T / F
- 5 Lucy is Degas's cousin. T / F

A: *John Everett Millais is American.*

B: *False! He's British.*

B: *Mrs. Evamy is Millais's mother.*

A: *False! She's Millais's aunt.*

8 **CLASS VOTE** Have a class vote about the paintings in this lesson. Which one do you like best?

WORDLIST

Family | Countries and nationalities | Places | Art

American
Australia
Australian
artist
aunt
best friend
Brazil
Brazilian
British
brother
Canada
Canadian
children
China
Chinese
cousin
dad
daughter
father
France
French
grandfather/grandpa
grandmother/grandma

home
Mexican
Mexico
mom
mother
painting
parents
park
picture
Portugal
Portuguese
school
son
Spain
Spanish
the UK
the USA
uncle
vacation


EXTRA

art

Be careful!
birthday
box
cake
classmate
country
family
fat
flag
gift
Got it!
hamster
happy
Hold this, please!
mouse
neighbor
Nice to meet you!
orange
parents
people
pet
today

VOCABULARY IN ACTION

1 Complete the puzzle with all the family names in this unit.



2 What nationality are they? What's the name of their country?



William is British.
He's from the UK.
Chang is _____.
He's from _____.
Flores is _____.
She's from _____.
Pedro is _____.
He's from _____.
Janet is _____.
She's from _____.
Eli is _____.
He's from _____.

3 Find in the Wordlist.

- 1 words that go with birthday: cake,
- 2 places: at the park,
- 3 groups of people: neighbors,
family

4 1.29 **PRONUNCIATION** Listen and repeat: /v/ and /b/.



Viv's **b**est friends,
Vincent and **B**rad,
are a **b**ad **b**rown dog
and a **v**ery **b**ig cat!

SELF-CHECK

1 Complete the family words.

- | | |
|-----------------------------|----------------|
| 1 gr <u>a</u> nd <u>m</u> a | 6 d _ _ d |
| 2 gr _ _ d _ a | 7 co _ _ in |
| 3 _ _ un _ | 8 s _ st _ r |
| 4 _ _ n _ l _ | 9 b _ _ t _ er |
| 5 m _ _ m | |

2 Circle the odd one out.

- | | | |
|--------------------|-----------|--------------|
| 1 a <u>Chinese</u> | b Spain | c the UK |
| 2 a the USA | b Mexican | c the UK |
| 3 a France | b Canada | c American |
| 4 a Spanish | b British | c China |
| 5 a French | b the USA | c Portuguese |

3 Look at the pictures. Circle the correct words.



at the park /
at school



at the park /
on vacation



at school /
on vacation



at home /
at school

4 Read and complete Maria's profile with *am*, *are*, or *is*.

My name's Maria. I ¹ am thirteen. I ² _____ from Australia. My best friend ³ _____ Lydia. Lydia's family ⁴ _____ British. We ⁵ _____ classmates. Lydia's two brothers ⁶ _____ my friends, too.



5 Match 1-5 to a-e.

- | | |
|----------------------------|------------------------------|
| 1 <u>b</u> | That's Marcos. |
| 2 <input type="checkbox"/> | Mike and I are cousins. |
| 3 <input type="checkbox"/> | Fred and Nancy are American. |
| 4 <input type="checkbox"/> | You are happy. |
| 5 <input type="checkbox"/> | I'm on vacation. |
- a My family is here, too.
b His brother is in my class.
c It's your birthday today!
d Our grandma's name is Lily.
e Their dad is Brazilian.

6 Write negative sentences. Which sentences are true for you? Tell a classmate.

- | | |
|-----------------------------|--------------------------|
| 1 I'm fifteen. | <u>I am not fifteen.</u> |
| 2 My best friend is my cat. | _____ |
| 3 My brother's name is Ben. | _____ |
| 4 We are at home. | _____ |
| 5 It is my birthday. | _____ |
| 6 My neighbors are Chinese. | _____ |

7 Complete the dialogue with the words below. Then act out the dialogue in groups of three.

Nice this meet this

Jamie: Mom, ¹ this is my friend, David.
David, ² _____ is my mom.

David: Hello, Mrs. Smith. ³ _____ to meet you.

Mom: Nice to ⁴ _____ you, too, David.