

Free Teacher Resourceの取得方法

www.pearson.com/englishへアクセス
Free Teacher Resourcesをクリック



The image is a screenshot of the Pearson English website. At the top, the Pearson logo is on the left, and navigation links for 'Catalogue', 'Samples', 'Resources', 'Our Story', 'Sign in & Help', 'Blog', and 'Contact Us' are on the right. The 'Resources' link is highlighted with a dropdown menu. The dropdown menu contains the following items: 'Back to School', 'Online teaching and learning - COVID-19 support', 'Experiences', 'Webinars', 'Free Classroom Resources', 'Free Student Resources', and 'Free Teacher Resources'. A blue callout bubble with a white border points from the 'Free Teacher Resources' link to a white box containing the Japanese text 'クリック' (Click). The main banner of the website features the text 'Keep teaching Keep learning' in a large, white, serif font on a dark blue background. Below the banner, there is a section titled 'Support for remote teaching and learning' with a light blue background. This section contains two paragraphs of text: 'The Coronavirus pandemic continues to affect learners worldwide, disrupting how educators can teach.' and 'When learning goes online, we're here to help. Check out our guidance, resources and practical online methodology designed to give you the flexibility you need to keep teaching, and keep learning.'

Pearson English

Catalogue ▼ Samples Resources ▲ Our Story ▼ Sign in & Help ▼ Blog Contact Us

Back to School
Online teaching and learning - COVID-19 support
Experiences
Webinars
Free Classroom Resources
Free Student Resources
Free Teacher Resources

Keep teaching
Keep learning

Support for remote teaching and learning

The Coronavirus pandemic continues to affect learners worldwide, disrupting how educators can teach.

When learning goes online, we're here to help. Check out our guidance, resources and practical online methodology designed to give you the flexibility you need to keep teaching, and keep learning.

クリック

Free Teacher Resources

The free teacher resources you can access here are specific to Pearson ELT courses, and are for teacher use only. Students trying to gain access to teacher resources specific to a purchased course risk their request being shared with their institution, and may be subjected to disciplinary processes.

To continue with your request, please confirm *

☒ No, I'm not a student

☐ Yes, I'm a student

Course *

Choose course

Name *

Email *

Institution Name

Country *

We would love you to be part of the Pearson ELT community. Please select how you

☐ Pearson ELT global news, product information and offers

☐ Our weekly ELT blog feed

☐ Local ELT news and events

☐ I do not want to receive marketing emails

Your data will be collected in accordance with our [Pearson Privacy Notice](#).

Access Teacher Resources

Teacher Resources are now
accessed via the **Pearson English
Portal**

Now on
English

No, I'm not a student
にチェックをいれる

必要事項を記入して、
Access Teacher Resources
をクリック

下記内容のメールが届きますので、表示されているURLにアクセスしてください。

Dear [REDACTED]

Thank you for requesting access to the teacher resources for English Firsthand 5th Edition.

Access your resources on the Pearson English Portal at <http://bit.ly/2VJwPGc>.

First time user? (create an account)

1. Use the above link to create an account.
2. Once signed in, the resources will be added to your dashboard.

このURLにアクセス

Returning user (sign in)


1. Sign in using your existing username and password.
2. Once signed in, the resources will be automatically added to your dashboard via the above link.

Best regards,

The Pearson English team

Learn more about the Portal [here](#) or if you need help visit MyPearsonHelp.com/portal.

新規ユーザー登録は、Create an accountをクリック。



The image shows the Pearson login and registration page. At the top right, there are links for "English" and "Help". The Pearson logo is centered. Below it are input fields for "Username" and "Password", each with a green checkmark icon indicating successful input. A blue "SIGN IN" button is below the password field. Below the button are links for "Forgot your password?", "New to Pearson? Create an account", and "By signing in, you accept our Terms of Use". A blue callout bubble points to the "Create an account" link.

English Help

Pearson

Username

Password

SIGN IN

[Forgot your password?](#)

New to Pearson? [Create an account](#)

By signing in, you accept our [Terms of Use](#)

クリック

『成人用アカウント』の『開始する』をクリック



言語を変更したい場合は
ここをクリックして選択し
てください。



ようこそ

どのアカウントを登録しますか？

成人用アカウント



成人の学生および教師用

開始する

子供用アカウント



子供の代理登録を行う親
または保護者用

開始する

クリック

すでにアカウントをお持ちですか？ [サインイン](#)



Pearson

アカウントを作成する

個人情報

名
花子姓
神田母国語
日本語国
日本

アカウント情報

ユーザー名
hanako.kanda電子メールアドレス
hanako.kanda@gmail.comパスワード
*****パスワードの確認

We would like to:

- ☐ Keep you updated with information about our range of products and services, as well as occasional customer surveys. (Don't worry, we won't share information about you with anyone else.)
- ☐ Send you our monthly newsletter.

アカウントの作成

すでにアカウントをお持ちですか？ [サインイン](#)署名することで、[Pearson のサービス利用規約](#)および[プライバシーポリシー](#)に同意したことになります。

個人情報を入力してください
(名前はアルファベット、漢字のどちらでも登録できます。)

ユーザー名には小文字、数字、アンダースコア
()、ダッシュ (-) のみを使用できます。

注意) ユーザー名が使用済みですと登録はできません。

ユーザー名
mygrammarlab
このログイン情報を持つユーザーがすでに存在します

8~32 文字のパスワードを入力してください。1 つ
の数字または特殊文字を含める必要があり、空白、
ご自分の名前またはユーザー名を使用することはで
きません。

注意) 『パスワードの確認』で、上のパスワードと一致しないと
先へ進めません。

パスワードの確認

パスワードが一致しません

全て入力したらクリック

しばらくすると、このような画面に変わります。(ここでは例としてEnglish Firsthandが表示されています)

Well, hello!

Products

ACTIVE EXPIRED

English Firsthand Access 5th Edition
Expires 2 August 2022

English Firsthand Level 1 5th Edition
Expires 2 August 2022

English Firsthand Level 2 5th Edition
Expires 2 August 2022

English Firsthand Success 5th Edition
Expires 2 August 2022

ADD NEW PRODUCT

ご利用のレベルのカバーをクリック

テキストのアイコンをクリックすると、初回のみ、先生用アカウントには所属機関を問う質問が表示されます。ご所属の機関がリストにない場合は、「Other」を選択してください。

The screenshot shows a web interface with a header "Well, hello!" and a "Products" tab. A modal dialog titled "Just one more thing..." is open, asking for more information. It contains a search bar with "Other" entered, a list of suggestions, and a red box highlighting the "Other" option. A blue callout bubble points to the "Other" option with the text "Other を選択".

Well, hello!

Products

ACTIVE EXPIRED

English Firsthand Level 2 5th Edition

Expires 2 August 2022

ADD NEW PRODUCT

Just one more thing...

We need some more information from you. Please search and select your institution from the list below:

Other

Other

OTHERWORDS DI SERENA VALENTINO

ILLUSIONS BEAUTY AND OTHER THINGS

MY OTHER MUM - CHILDCARE & TRAINING

Other を選択

この画面が表示されましたら、Teachers Resourcesを利用できます。

The screenshot shows the Pearson Resources page. At the top, the Pearson logo is on the left, and navigation links for Dashboard, My Account, English, Help, and Sign Out are on the right. Below the navigation bar is a large banner with a green feather pattern and the word "Resources" in white. Underneath the banner is a sub-header "Resources" with a yellow underline. The main content area is titled "All Resources" and contains two large purple buttons: "Student Resources" with an icon of two smiling faces, and "Teaching Resources" with an icon of a person pointing at a screen. A blue callout bubble points to the "Teaching Resources" button, containing the text "Teacher Resources をクリック".

Pearson

Dashboard My Account English Help Sign Out

Resources

Resources

All Resources


Student Resources

Teaching Resources

Teacher Resources
をクリック


2回目以降のログイン方法

<http://English.com/login>へアクセスし、作成したユーザー名とパスワードを入力しサインインしますとご利用いただけます。



The image shows the Pearson login page. At the top right, there are links for "English" (with a globe icon) and "Help" (with a question mark icon). In the center is the Pearson logo, which consists of a blue circle with a white 'P' inside, followed by the word "Pearson" in a serif font. Below the logo are two input fields. The first is labeled "Username" and contains the text "name", with a green checkmark icon to its right. The second is labeled "Password" and has a lock icon to its left and an eye icon to its right. Below these fields is a light blue button with the text "SIGN IN". Under the button are three links: "Forgot your password?", "New to Pearson? Create an account", and "By signing in, you accept our Terms of Use".

English Help


Pearson

Username
name ✓

Password

SIGN IN

[Forgot your password?](#)

[New to Pearson? Create an account](#)

[By signing in, you accept our Terms of Use](#)