


# Master 25: Activity 8 Assessment

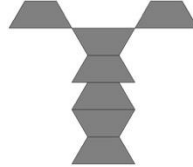
## Creating Pictures and Designs

### Making Pictures and Designs with 2-D Shapes Behaviours/Strategies

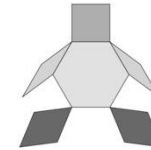
1. Student constructs a composite picture/design with 2-D shapes, but shapes do not touch.



2. Student constructs a composite picture with 2-D shapes, but uses only one shape.

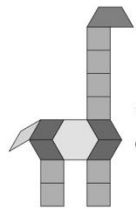


3. Student constructs a composite picture with 2-D shapes, but each shape represents a part of an object (shapes are not combined).




### Observations/Documentation

4. Student constructs a composite picture with 2-D shapes and combines shapes to represent parts of the picture, but cannot identify the shapes used.



"I used lots of orange and blue blocks."

5. Student constructs a composite picture/design with 2-D shapes, but struggles to explain how it was created.



6. Student successfully constructs a composite picture/design with 2-D shapes, explains how it was created, and identifies shapes used.

### Observations/Documentation