


Identity

1



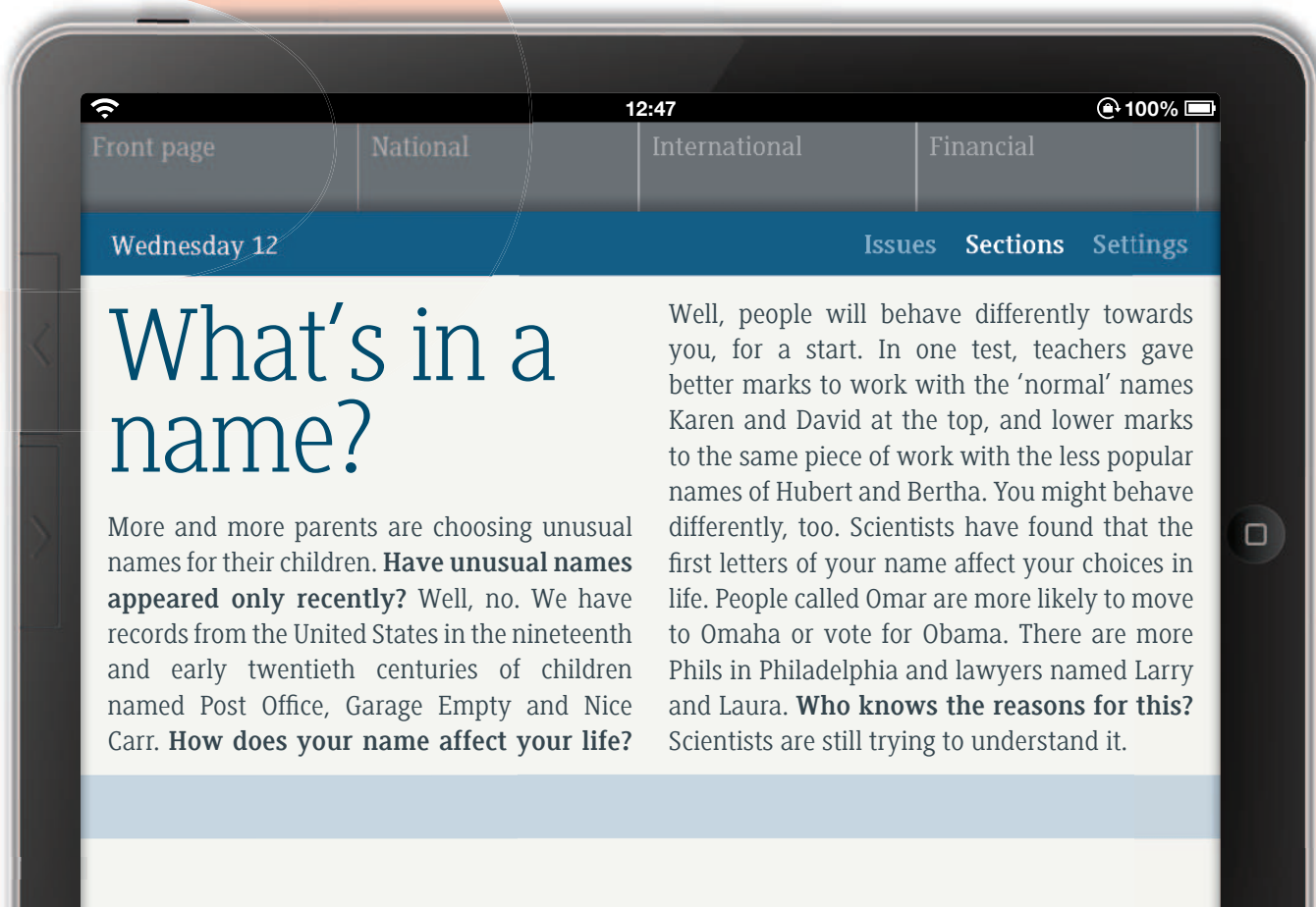
Speaking

1 Work in pairs and discuss the questions.

- 1 What's your name? How did you get that name?
- 2 Does your name have a special meaning in your country?
- 3 Do you like your name? Why/Why not?

Reading

2 You are going to read an article called *What's in a name?* What do you think the question means? Read the text to find out if you are right.





3 Read the text again and answer the questions.

- 1 How can a less popular name affect someone?
- 2 Why are the first letters of your name important?

4 Work in pairs. How might a name change the way we think about a person?

Question forms

► **GRAMMAR** REFERENCE p. 124

5 Look at the bold questions in the article *What's in a name?* and write them in the correct place in the chart.

yes/no questions

auxiliary	subject	main verb + the rest
Do (1)	you (2)	like your name? (3)

wh- object questions

question word	auxiliary	subject	main verb + the rest
How (4)	did (5)	you (6)	get that name? (7)

wh- subject questions

question word	main verb	the rest
Who (8)	gave (9)	you that name? (10)

6 **01** You are going to hear two people meeting for the first time. What's the girl's name? Is it an unusual name everywhere?

7 Look at the answers from the conversation in Activity 6. What were the questions?

- 1 A:
B: D-E-S-T-I-N-Y, just like the word.
- 2 A:
B: Just on vacation.
- 3 A:
B: My mom did.
- 4 A:
B: My mom says she was just really happy when I arrived.
- 5 A:
B: Yeah, it was my grandpa's name.

LANGUAGE TIP

Yes/no questions with *be* and *have got* don't need a main verb.

Is your name unusual? Have you got a middle name?

8 Listen again and check your answers to Activity 7.

9 Work in pairs and discuss the questions.

- 1 Imagine that you had to choose a new name. What would you choose? Why?
- 2 What other things give you a sense of identity?

Speaking

Personal questions (Part 1)

► **FUNCTIONS** BANK p. 152

10 **02** Listen to the two students giving answers to Part 1 of the Speaking test. Who gives better answers? Why?

EXAM TIP

In the first part of the Speaking test, answer the question and try to say one or two more things.

11 Take turns to ask each other questions. Ask at least two questions about

- 1 work or studies.
- 2 free time.
- 3 where you live.
- 4 learning English.

Listening

Multiple choice (Part 1)

1 Work in pairs. Look at the first set of pictures in Activity 4 and answer the questions.

- 1 What does the girl look like in each picture?
- 2 What do the pictures have in common? What makes them different?

2 **03** In Part 1, there are seven questions. For each question, there are three pictures and a short recording. Listen to the first half of the recording for question 1 in Activity 4. What information do you learn about the girl?

3 **04** Now listen to the whole recording.


- 1 Which photo shows the girl's sister?
- 2 What information gives you the answer?

EXAM TIP

In Listening Part 1, the answer may come at the beginning, in the middle or at the end of the recording. Often you need to listen to the whole recording to get the correct answer.


4 **05** Now listen to recordings 2–7. For each question, choose the correct picture.

- 1 What does the girl's sister look like?




A B C

- 2 What's already in the suitcase?



A B C

- 3 What is the woman going to buy?



A B C

- 4 What did the man do on holiday?




A B C

- 5 What will the weather be like tomorrow morning?




A B C

- 6 Who does the boy think should win the competition?



A B C

- 7 Where will the girl go first?



A B C

5 Work in pairs and discuss the questions.

- 1 Where can you find short conversations like these to practise listening to?
- 2 Do you think it's important to understand every word when you listen? Why/Why not?

Reading

1 Work in pairs and discuss the questions.

- 1 What kind of people do you like spending time with? Why?
- 2 What kind of person do you think makes a good work colleague? Why?

2 Read about the big five character types and follow the instructions.

The big five character types

Many scientists now believe that there are only five main types of character. Which one are you? Do our quiz on page 114 to find out.

RESULTS

Open people are **curious** and like art and adventure. They have unusual beliefs which some people think are **strange**.

Conscientious people are **organised** and **ambitious**, but never make quick decisions. They are **reliable** and **punctual**.

Extroverted people are **cheerful** and love doing exciting things. They have energy, talk a lot and are never **shy**.

Anxious people are **sensitive**. They care about details and want to get things right. Sometimes they get a bit **nervous**.

Agreeable people are friendly and **generous**. They believe that everyone is good and **honest**.



3 Work in pairs. Are your strongest character types the same? Do you both agree there are five main character types?

Describing people

4 Complete the email. Choose from the adjectives in bold from Activity 2.

To: Jo@aol-online.com
From: Jemma@hotmail.com

Anyway, you asked to see a photo of my family so here it is. Mum and Dad are both middle-aged now but Dad's the overweight, bald one! He used to have a beard that I hated. We're very different from each other. He's (1) I'm always late. He plans everything and is (2) I'm not! He loves talking to people but I'm (3) Mum's always smartly dressed and (4) – she always has a smile on her face. She's (5) so always does what she promises to do. She's also really (6) and will tell you exactly what she thinks! My brother Ryan's in his teens. He's only medium-height but he's well-built for his age and good-looking. He's (7) and wants to be a Formula 1 engineer one day. He's (8) too, so he always knows when I'm feeling a bit sad. Girls love him!



5 Look at the underlined words/phrases in the email. Do they describe age, looks or size?

Speaking

6 Work in pairs and discuss the questions.

- 1 Which family member and friend are you most similar to?
- 2 Which family member and friend are you most different from?

Speaking

1 Work in pairs and discuss the questions.

- 1 Do you have a social networking profile photo? Why/Why not?
- 2 How important do you think a person's profile photo is? Why?
- 3 What kind of person do you think the man in the photo is?



Phil Stevens

- Studied at the University of Exeter
- Works at AWC engineering
- Lives in Torbay
- Single
- Born on 17 April

Phil Stevens is now friends with **Charlotte Hawkins**.
An hour ago

Phil Stevens: On my way to the beach. Can't wait!
20 May

Phil Stevens wants to invite **you** to a beach party on 28 May.
20 May

Phil Stevens likes **Carmen Caligari's** status.
19 May

Reading

Matching (Part 2)

2 The people below want to choose a profile photo for a social networking site. Read their profiles and underline the key pieces of information in each.

- 1 Jacob likes moving around the country and learning to do interesting things he's never done before. He is proud of his many artistic and sporting talents.



- 2 Naomi finds her work very stressful. She has a good imagination and spends a lot of time thinking about living in a more relaxing place.



- 3 Laura's active and loves having fun. However, she doesn't like rules and often gets into trouble for breaking them.



- 4 Kasia loves her boyfriend very much. She wants to get married to him in the future. She hopes that they will grow old together.



- 5 Marcus enjoys teaching at a primary school. His students say he always listens to them carefully. He and his wife really want to have their own children one day.



What does your profile photo say about you?

A With an animal

A photo with an animal shows that you can care for people. It is important for you to give these people your full attention so you can help them develop. It can also mean that you enjoy taking care of plants and other living things, or that you have a strong need to be a parent.

B Dancing

Dancing in a photo says you are lively and always looking for pleasure. Dancing is connected with feeling free so you probably don't do what you should do all the time. This might cause problems for you sometimes.

C With a partner

This photo tells everyone that you have found a special person that you care for. It says that you are in a serious relationship with that person, and you want to be together for a long time. You are looking for something deeper in life.

D With a man/ woman who is just a friend

A photo with a friend of the same sex shows that you are a talented storyteller. You love having fun and playing jokes on people. You enjoy relationships with people and always want to know what other people are doing.

E Doing an activity

This photo says that you think your many creative and athletic abilities are important. You care a lot about experiences and often try new and exciting activities. You don't want to stay in the same place for too long and you're possibly not looking for a serious relationship at the moment.

F Looking away from the camera

This photo says you want to be different from other people. You are confident about making your own decisions. You are independent so no one can stop you doing what you want! You like spending time alone in thought.

G On holiday

A holiday photo could say that you are a dreamer. It suggests you worry a lot about things in your job and at home. You probably dream of moving to an area where your worries have gone and your life is carefree.

H On a night out with friends

This image shows that you enjoy your social life very much. You love talking and are at your happiest when other people pay you a lot of attention.

- 3 Read about eight different profile photos and what they say about a person. Which one is most suitable for Jacob? Why?

EXAM TIP

Underline the key information requirements in the people descriptions. Then read the eight texts carefully and underline any information that matches.

- 4 Which type of photograph A–H is most suitable for the other people in Activity 2?

Vocabulary

Deducing words in context

- 5 Look at these words/phrases from the text. Which meaning is correct for each one, A or B?

LANGUAGE TIP

You don't need to understand every word in a text. If you see a word that you don't know, try to guess the meaning by looking at the words around it.

- 1 *connected with* (section B)
A has a relationship with
B is a part of something
- 2 *a serious relationship* (section C)
A involved closely with someone
B a friendship with no laughter
- 3 *talented* (section D)
A not skilled
B very good at
- 4 *independent* (section F)
A do things without any help
B get nervous very easily
- 5 *dreamer* (section G)
A a person that is not real
B a person who has impossible plans and ideas.

Speaking

- 6 Work in pairs and discuss the questions.

- 1 According to the article, which photo would be most suitable for you?
- 2 Is it possible to look at a picture of someone and know what kind of person they are? Why/Why not?

Speaking

1 Work in pairs and discuss the questions.

- 1 When was the last time you met someone new? What did you chat about?
- 2 What information do people usually give about themselves to someone they've just met?

Listening

2 06 Listen to a radio programme about meeting people for the first time. What is the reporter, Melanie, trying to find out? How many people does she speak to?

3 Listen again and answer the questions.

- 1 Which topics are not popular?
- 2 How do the people respond to questions they don't want to answer?

4 Complete the questions with the words in brackets in the correct order. Then listen and check.

- 1 Have you any idea toilet in here? (a / if / there's)
- 2 Could you tell me get a drink? (can / I / where)
- 3 What for a living? (do / do / you)
- 4 Would you mind you earn? (how much / me / telling)
- 5 Do you know for me to sit here? (if / okay / it's)
- 6 a girlfriend or are you single? (got / have / you)

5 Work in pairs and discuss the questions.

- 1 What topics should you never talk about when you first meet someone in your country?
- 2 Are there any situations where it's okay to talk about these topics?

Indirect questions

► GRAMMAR REFERENCE p.124

6 Look at the questions 1–6 in Activity 4 and answer the questions.

- 1 Which of the questions in Activity 4 are direct and which are indirect?
- 2 Are direct questions or indirect questions more polite?
- 3 How is the word order different in an indirect question?
- 4 With indirect questions, do you need an auxiliary such as *do* or *can*?
- 5 When do we use *if* or *whether* in an indirect question?
- 6 Which words do you think are stressed in Activity 4 questions 1–6?

LANGUAGE TIP

Use indirect questions when you're asking difficult questions and want to be more polite, or if you're not sure that the listener knows the answer. *Can I ask if that's your natural hair colour? Could you tell me whether this train stops at Cheltenham?*

7 Complete the indirect questions so they mean the same as the direct questions. Use no more than three words.

- 1 Are you married or single?
Can you tell me married or single?
- 2 Where do you live?
I'd like to know live.
- 3 Do you pay a lot of rent?
Would you mind telling me a lot of rent?
- 4 How much do you weigh?
Do you know weigh?
- 5 How do you spend your weekends?
Can you tell me your weekends?
- 6 How old are you?
I'd like to know how
- 7 What do you do for a living?
Would you mind telling me for a living?
- 8 How much do you earn?
Could you tell me how?

Speaking

8 Work in different pairs. Imagine you are classmates who have just met. What information is your partner happy to give you? Use questions from Activity 4 to help you.



Speaking

1 Look at quotes A–C from the children of rock stars, then discuss the questions.

- 1 Would you like to have a famous parent? Why/Why not?
- 2 Would you prefer to have a sports star, a musician, or an actor for a parent? Why?

A 'Friends, friends' mothers, kids, all different people come up to me pretty much every day to say "Oh we love your dad."

Liv Tyler talking about her dad, Aerosmith singer Steven Tyler.

B 'It wasn't until I was in high school that I realised that not everyone's dad put on makeup and wielded a snake!'

Calico Cooper talking about her dad, Alice Cooper.

C 'So, he's wearing leather pants and a feather boa, but he would be like, "Did you do your chores today?" or, "That dress is too short!"'

Zoe Kravitz talking about her dad, Lenny Kravitz.

Writing

Informal letter (Part 3)

► **WRITING** REFERENCE p.134

► **FUNCTIONS** BANK p.154

2 Look at the exam task and underline what you have to do.

This is part of an email you receive from an English friend, Becky.

So, that's what my family are like. In your next letter, perhaps you could tell me a bit about someone in your family. What are they like?

Now write a letter to Becky, answering her question. Write your **letter** in about **100 words**.

3 Read Eva's reply to Becky and answer the questions. Then compare your answers in pairs.

- 1 What's unusual about Eva's dad?
- 2 What do we learn about Eva's dad from her letter?

search

COMPOSE MESSAGE

< > ⚙

Hi Becky

¹Thanks for your email. Believe me, your dad sounds a lot less strict than mine!

²Because my dad's a big rock star, everybody thinks he must be so cool. They don't have to live with him! I was embarrassed about his long hair and leather trousers when I was younger, but these days I like his style.

³Most people are surprised when I tell them he's very old-fashioned. I still have to be home on time every night, and dress sensibly. Seriously! But, of course, I love him loads.

⁴Anyway, I hope to hear all about your week in your next email!

Love
Eva

4 Look at Eva's letter again. Match paragraphs 1–4 with the main ideas A–D.

- A describing personality
- B talking about what Becky said in her letter
- C talking about future contact with Becky
- D describing looks

EXAM TIP

When you write a longer piece of writing, you **MUST** write complete sentences and organise your work into three or four paragraphs, with one theme per paragraph.

5 Look at the sample answer on page 114. Where should the paragraph breaks be?

6 Write your letter to Becky. Don't forget to write about 100 words and use paragraphs.

