

# This is my room.




## VOCABULARY BUILDING

## Personal Items

1

3-1 **TARGET WORDS**

Listen. Point to the pictures.



pencil



eraser



pen



pencil case



notebook



folder



snacks



water bottle



phone




sunglasses



wallet



gum



lipstick



backpack



purse



watch

2

## CONNECT

Listen again. Say the words.

EXTRA

### PARTNER CONVERSATION

Practice with a partner. Say the words.  
Partner, touch the pictures quickly.



MyMobileWorld

Extra learning activities at  
[pearsonelt.com/englishfirsthand](http://pearsonelt.com/englishfirsthand)



1

3-2 - 3-5

**LISTENING FOR SPECIFIC INFORMATION: PERSONAL ITEMS**

Listen. What do the people have in their bags? Check (✓) the items.

3-2

1



3-3

2



3-4

3



3-5

4



2

**LISTENING FOR EXTRA INFORMATION: DETAILS**

Listen again. Circle T for true or F for false.

- |                         |   |   |                           |   |   |
|-------------------------|---|---|---------------------------|---|---|
| 1. She studies English. | T | F | 3. It's a nice day today. | T | F |
| 2. He likes sports.     | T | F | 4. She is a mother.       | T | F |

3

3-6

**ABOUT YOU**

Listen. First write the questions. Then answer the questions.

- What's in the \_\_\_\_\_ you take to school? \_\_\_\_\_.
- How many \_\_\_\_\_ are in the bag? \_\_\_\_\_.
- How many \_\_\_\_\_ and \_\_\_\_\_ do you have? \_\_\_\_\_.

Ask your partner the questions.



1

3-7

**SET UP** Listen. A student is shopping for office items.



• Pardon me




• a computer  
• a desk

• computers  
• desks



• printer  
• bookshelf

• Printers  
• Shelves



• Thank you

• Sure

2

## PRACTICE

Practice the conversation with a partner.  
Use the blue and orange words.

EXTRA


### 2-MINUTE CONVERSATION TASK

- Make your own conversation.
- Use your own ideas.



### CONVERSATION MODEL

Asking about locations



[pearsonelt.com/englishfirsthand](http://pearsonelt.com/englishfirsthand)





1

### PREPARE

**Grammar Target** → Questions and statements with *there is / there are*  
Write the missing words. Then listen to check.

Is t \_ \_ \_ a computer?

▶ Yes, there's one on the d \_ \_ . / No, no computers.

Is there a \_ eraser?

▶ Yes, it's on the table. / Yes, there a \_ \_ two.

Are there any p \_ \_ \_ ?

▶ Yes, there are t \_ \_ on the desk. / No, there aren't.

2

### COMMUNICATE

#### • THINK TIME

Choose 8 things. Check (✓) them. Then draw or write them on your picture.

☐ backpack

☐ notebook

☐ eraser

☐ sunglasses

☐ lipstick

☐ dictionary

☐ snacks

☐ lamp

☐ phone

☐ printer

☐ folders

☐ computer

☐ pens

☐ bottled water

☐ wallet



Excuse me?

#### • TALK TO B

Ask about B's picture. Add B's things to your picture. Answer B's questions.

#### • OUTCOME

Look at B's page.

Are the things in the same place as yours?

☐ Yes ☐ No

EXTRA

#### CHALLENGE

You added 8 things. B added 8 things.  
Can you remember them all?  
Close your book and try.





1



3-8

### PREPARE

**Grammar Target** → Questions and statements with *there is / there are*  
Write the missing words. Then listen to check.

Is t \_ \_ \_ a computer?

Is there a \_ eraser?

Are there any p \_ \_ ?

▶ Yes, there's one on the d \_ \_ . / No, no computers.

▶ Yes, it's on the table. / Yes, there a \_ \_ two.

▶ Yes, there are t \_ \_ on the desk. / No, there aren't.

2

### COMMUNICATE

#### • THINK TIME

Choose 8 things. Check (✓) them. Then draw or write them on your picture.

☐ backpack

☐ dictionary

☐ folders

☐ notebook

☐ snacks

☐ computer

☐ eraser

☐ lamp

☐ pens

☐ sunglasses

☐ phone

☐ bottled water

☐ lipstick

☐ printer

☐ wallet



Excuse me?

#### • TALK TO A

Ask about A's picture. Add A's things to your picture. Answer A's questions.

#### • OUTCOME

Look at A's page.

Are the things in the same place as yours?

☐ Yes ☐ No

EXTRA

#### CHALLENGE

You added 8 things. A added 8 things.  
Can you remember them all?  
Close your book and try.



1

### GRAMMAR MODEL → There is and there are

<i>There is</i>	+	noun	+ ...
There is		a computer	on the desk.
		an office chair	in my office.
<i>There are</i>	+	noun	+ ...
There are		two computers	on the desk.
		two office chairs	in my office.

#### a or an?

a + consonant (b, c, d, f, g...)

an + vowel (a, e, i, o, u)

2

### GRAMMAR CHECK: IN THE OFFICE (8 points)

 Write *There is* or *There are*.

1. There are four books on the top shelf.
2. \_\_\_\_\_ a laptop in his bag.
3. \_\_\_\_\_ a cell phone on the desk.
4. \_\_\_\_\_ 10 folders in the filing cabinet.
5. \_\_\_\_\_ a lamp on the table.
6. \_\_\_\_\_ two printers on the desk.
7. \_\_\_\_\_ three pens and a pencil in the top drawer.
8. \_\_\_\_\_ a notebook on the filing cabinet.
9. \_\_\_\_\_ three posters on the wall.



3

### VOCABULARY CHECK: PERSONAL ITEMS (4 points)

What is it? Use the items from the box. There are 2 extra.

sunglasses  
 computer  
~~notebook~~  
 wallet  
 lamp  
 lipstick  
 backpack

1. You write in this in English class: notebook.
2. You put your money in this: \_\_\_\_\_.
3. You use the internet with this: \_\_\_\_\_.
4. You carry things in this: \_\_\_\_\_.
5. You wear these on sunny days: \_\_\_\_\_.

 YOUR  
SCORE:


/12

EXTRA

#### PARTNER CONVERSATION

**Work with a partner.** Make hints like in Step 3.  
 Partner, guess the items.





## 1



### PRONUNCIATION MODEL: CONSONANT SOUNDS *r, l, th, t, f, and w*

**Listen.** Repeat silently. Notice the consonant sounds: *r*, *l*, *th*, *t*, *f*, and *w*. Then repeat out loud.

My room is small.

It **faces south.**

There are two windows, so my room is warm and bright.

I **like** the **posters** in my **room**.

## Small?

## Faces south.

It's warm and bright.

**I like** the **posters**, too.

## 2

## PREPARE

**THINK TIME**  Plan how to talk about your room.

## IDEA BOX

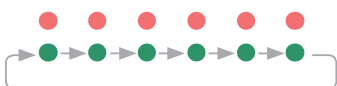
- \* warm / cold
- \* bright / dark
- \* curtains
- \* floor
- \* posters
- \* photos
- \* colors
- \* small / big

## 3

## COMMUNICATE

**Stand up.** Make 2 lines.


- Face your partner. Talk about your room.
- *Shadow* your partner (*repeat what your partner says*).
- Change partners in lines like this:



- 1st time: Talk and shadow for 90 seconds.
- 2nd time: 75 seconds
- 3rd time: 60 seconds

*What does that mean?*

*Could you say  
that again?*



## HOW DID I DO?

- ☐ I did very well!
- ☐ I did well.
- ☐ I did OK.
- ☐ I had trouble.
- ☐ I had BIG trouble!

*Fill out the Group Work chart on page 108.*



1

## READ

Read about Kanari and Emily. Complete the sentences. Use the words from the box. There is 1 extra.

~~mats~~  
carpet

mixture  
walls

on  
desk

there  
popular



This is Kanari from Osaka.  
What style is her room?

My room is a simple Japanese style. There are tatami ① mats on the floor. Tatami mats are thick straw mats. They are traditional in Japan. There is a bed and a ② \_\_\_\_\_ in my room. My room is a ③ \_\_\_\_\_ of Western and Japanese styles. I like it!



This is Emily from San Francisco.  
Do you like the colors?

This is my room. It is Western style. My room has pink and white ④ \_\_\_\_\_, and there is a red ⑤ \_\_\_\_\_ on the floor. ⑥ \_\_\_\_\_ is a computer on my desk and lots of books ⑦ \_\_\_\_\_ the shelves. It's bright and warm. I like it!

2

3-10

## CHECK

Listen and check your answers.

3


## YOUR STORY

What style is your room? What is in your room? Think about it. Write about your room. Use these words: *there is, there are, on, in*. Share your story.



## PRESENTATION MODEL

Talking about your room



[pearsonelt.com/englishfirsthand](http://pearsonelt.com/englishfirsthand)

EXTRA

Try the *Extra Listening for Unit 3, page 115*.