

That's a great shirt!



VOCABULARY BUILDING

Describing Clothing


1

6-1

TARGET WORDS

Listen. Point to the pictures.

COLORS



red



orange



yellow



green




blue



brown



gray




white



black


PATTERNS




solid



striped




checked




flowered


MATERIALS



wool



cotton



polyester

2

CONNECT

Listen again. Say the words.

EXTRA

PARTNER CONVERSATION

Practice with a partner. Say the words.
Partner, touch the pictures quickly.



MyMobileWorld

Extra learning activities at
pearsonelt.com/englishfirsthand



1

6-2-6-5

LISTENING FOR INFERENCE: CLOTHING

Listen. What are they talking about? Number the pictures 1–4. There is 1 extra.

1



T-shirt

1



dress

1



shoes

1



jeans

1



hoodie

2

LISTENING FOR SPECIFIC INFORMATION: DESCRIPTIONS

Listen again. What does the clothing look like? Check (✓) the words.

1. ____ yellow
 ____ blue
 ____ white

2. ____ silver
 ____ striped
 ____ purple

3. ____ solid
 ____ striped
 ____ red

4. ____ white
 ____ red
 ____ black

3

6-6

ABOUT YOU

Listen. First write the questions. Then answer the questions.

- What color is _____?
- What is your _____?
- What does your favorite piece of clothing _____?

Ask your partner the questions.



1

6-7

SET UP Listen. Two friends are in a department store.



- sweaters
- T-shirts



- sweater
- T-shirt



- cheap
- a bargain



- One hundred
- One hundred twenty-five
- One hundred
- One hundred twenty-five
- sweater
- T-shirt

2

PRACTICE

Practice the conversation with a partner.
Use the blue, orange, and green words.

EXTRA


2-MINUTE CONVERSATION TASK

- Make your own conversation.
- Use your own ideas.



CONVERSATION MODEL

Asking about prices



pearsonelt.com/englishfirsthand



1

PREPARE

Grammar Target ➔ Shopping routines with *some* and *any*
Write the missing words. Then listen to check.

Do you have a__ jackets?

A leather o__?

How m__ is it?

OK. I'll t__ it.

We have s___. What kind would you like?

H___ you are.

F_____ dollars.

Use the money of the country you're in!

2

COMMUNICATE

- THINK TIME** 💡 You work in a used clothing store. You have these clothes. You have only 1 type of each. Check (✓) the type you have. How much does it cost? Write the prices.



JACKET

- ☐ denim
- ☐ leather

PRICE: _____



JEANS

- ☐ dark blue
- ☐ light blue

PRICE: _____



SHIRT

- ☐ solid
- ☐ flowered

PRICE: _____



T-SHIRT

- ☐ striped
- ☐ solid

PRICE: _____



SWEATSHIRT

- ☐ hooded
- ☐ regular

PRICE: _____



SHORTS

- ☐ white
- ☐ blue

PRICE: _____



SWEATER

- ☐ cotton
- ☐ wool

PRICE: _____



SHOES

- ☐ sports
- ☐ leather

PRICE: _____



BELT

- ☐ black
- ☐ brown

PRICE: _____



BAG

- ☐ large
- ☐ small

PRICE: _____

TALK TO B

B is a shopper at your store.
Ask, *May I help you?*
Do you have the things **B** wants? Circle the things you sell.

Now you are the shopper. B is the clerk.
Shop for things you did NOT check (✓). What did you buy?
Write the clothes and the prices.

CLOTHES

PRICE

OUTCOME

How much money did you make? How much money did you spend?

Did you say 50 or 15?

EXTRA

CHALLENGE

Close your book. How many kinds of clothing can you name in English?



1

6-8

PREPARE

Grammar Target → Shopping routines with *some* and *any*
Write the missing words. Then listen to check.

Do you have a __ jackets?
A leather o __ ?
How m __ is it?
OK. I'll t __ it.

We have s __. What kind would you like?
H __ you are.
F __ dollars.

*Use the money
of the country
you're in!*

2

COMMUNICATE

• **THINK TIME** 💡 You work in a used clothing store. You have these clothes.
You have only 1 type of each. Check (✓) the type you have. How much does it cost? Write the prices.



JACKET

- ☐ denim
☐ leather

PRICE: _____



JEANS

- ☐ dark blue
☐ light blue

PRICE: _____



SHIRT

- ☐ solid
☐ flowered

PRICE: _____



T-SHIRT

- ☐ striped
☐ solid

PRICE: _____



SWEATSHIRT

- ☐ hooded
☐ regular

PRICE: _____



SHORTS

- ☐ white
☐ blue

PRICE: _____



SWEATER

- ☐ cotton
☐ wool

PRICE: _____



SHOES

- ☐ sports
☐ leather

PRICE: _____



BELT

- ☐ black
☐ brown

PRICE: _____



BAG

- ☐ large
☐ small

PRICE: _____

TALK TO A

A is a shopper at your store.
Ask, *May I help you?*
Do you have the things
A wants? Circle the
things you sell.

Now you are the shopper. A is the clerk.

Shop for things you did NOT check (✓). What did you buy?
Write the clothes and the prices.

CLOTHES

PRICE

_____	_____
_____	_____
_____	_____
_____	_____

OUTCOME

How much money did
you make? How much
money did you spend?

*Did you say
50 or 15?*

EXTRA

CHALLENGE

Close your book. How many
kinds of clothing can you
name in English?



1

GRAMMAR MODEL → Some and any with plural nouns

QUESTIONS: use <i>any</i>	Positive: <i>some</i>	Negative: <i>any</i>
Do you have any sweatshirts?	Yes, we have some .	No, we don't have any .
STATEMENTS: use <i>some</i>		
I am looking for some T-shirts.	We have some T-shirts.	Sorry, we don't have any T-shirts.

2

GRAMMAR CHECK: ASKING FOR HELP AT A CLOTHING STORE (8 points)

Circle the correct word.

- A: Do you have (any / a) black leather jackets?
 B: Yes, we have (it / **some**) over here. What's your size?
- A: I'm looking for (**some** / any) blue jeans.
 B: We have (any / **some**) over there.
- A: Do you have (**any** / the) striped shirts?
 B: Yes, we do. There are (any / **some**) right here. What color would you like?
- A: I'm looking for (**any** / **some**) blue cotton shorts. Do you have (any / **this**)?
 B: Blue cotton shorts? No, we don't have (any / **some**).

3

VOCABULARY CHECK: CLOTHES (4 points)

Write the clothing name. Use the words from the box. There is 1 extra word.

sweater
 shoes
 bags
 shorts
~~jeans~~
 belt

- These are made of denim and you wear them on your legs. jeans
- You wear this around the top of your pants. _____
- You wear these on your feet. _____
- In the summer, you work out in these. _____
- You wear this to stay warm in the winter. _____

EXTRA

PARTNER CONVERSATION

Look at your partner's clothes for 1 minute.

Then sit back-to-back. Ask questions.

How much can your partner remember?

What color are my shoes? How many buttons are on my shirt?

 YOUR
SCORE:


/12



1 PRONUNCIATION MODEL: JOINED WORDS

6-9

Listen. Repeat silently. Notice the joined words. Then repeat out loud.

What clothes do you like?

Do you like jeans?

OK. What kind of clothes don't you like?

I'm not sure.

Yes, I guess so.

I don't like short skirts.

2

PREPARE

THINK TIME What clothes do you like? Plan your questions.

LIKE

DON'T LIKE

IDEA BOX

- * designer clothes
- * used clothing
- * my mother's clothes
- * too expensive
- * too common
- * not comfortable
- * uncool
- * baggy

Excuse me?

3 COMMUNICATE

Stand up. Interview someone. Check (✓) a box.

Interview someone else. Interview 4 (or more) people.

- ☐ 1st interview
- ☐ 2nd interview
- ☐ 3rd interview

- ☐ 4th interview
- ☐ 5th interview
- ☐ 6th interview

- ☐ 7th interview
- ☐ 8th interview

HOW DID I DO?

- ☐ I did very well!
- ☐ I did well.
- ☐ I did OK.
- ☐ I had trouble.
- ☐ I had BIG trouble!

Fill out the Group Work chart on page 108.



1

READ

Read about Man-yi and Jason. Complete the sentences. Use the words from the box. There is 1 extra.

500
great

any
center

some
five

easy
~~good~~



This is Man-yi from China.
Where does she shop?

The shops in my small town aren't so ① good.
They don't have ② _____ nice things,
so I like shopping on the internet. I have a credit
card, and shopping online is so ③ _____.!
Look at this purse. It's only ④ _____
dollars. Let's buy it. Click!



This is Jason from Taiwan.
Where does he like shopping?

I like shopping at the Shin Kong Mitsukoshi
Department Store. It is in the ⑤ _____
of Taipei. There is a movie theater in this store.
There are ⑥ _____ nice restaurants,
too. So you can shop, eat, then watch a movie.
It's a ⑦ _____ day out.

2

6-10

CHECK

Listen and check your answers.

3

YOUR STORY

Where do you shop? Who with? What do you buy? Think about it.
Write about it. Use these words: *some, any*.
Share your story.

Try this
REVIEW GAME:
Let's Talk 1,
page 111



PRESENTATION MODEL

Talking about shopping



pearsonelt.com/englishfirsthand

EXTRA

Try the **Extra Listening for Unit 6, page 118**.

Check your progress. Go to **Assessment for Learning for Units 5 + 6, page 135**.