



# hello



WHERE ARE YOU FROM? p8



ARRIVALS p11



HOW DO YOU SPELL ...? p14



AROUND THE WORLD p16


**SPEAKING** 1.1 Introduce yourself 1.2 Ask questions about people 1.3 Give personal information 1.4 Speak about yourself and your country

**LISTENING** 1.1 Listen to people say hello 1.3 Listen to people give personal information 1.4 Watch a BBC programme about people around the world

**READING** 1.2 Read descriptions of people arriving at an airport

**WRITING** 1.1 Learn to use capital letters 1.4 Write a personal introduction

## BBC INTERVIEWS

 Where are you from?



# 1.1 WHERE ARE YOU FROM?

- G** be: I/you
- P** sentence stress; word stress
- V** countries

**A**



**B**



**C**



## LISTENING

**1 A** **1.1** Listen and match conversations 1–3 with photos A–C.

1 \_\_\_\_\_ 2 \_\_\_\_\_ 3 \_\_\_\_\_

**B** Listen again and match the person with the country and city.

1	Carmen	Australia Ireland Spain	Dublin Cork
2	Katie		Madrid Barcelona
3	Steve		Sydney Melbourne

## GRAMMAR

### BE: I/YOU

**2 A** Complete the tables with *'m* and *are*. Use the audio script on page 154 to help you.

I	<u>'m</u>	Carmen.
		from Spain.

Where	_____	you	from?
	_____	you	from Sydney?

Yes,	I	am.
No,		_____ not.

**B** **1.2** **SENTENCE STRESS** Listen and underline the stressed words.

*I'm Carmen.*

**C** Listen again and repeat the sentences.

▶ page 118 **LANGUAGEBANK**

**3 A** Complete the conversations with *'m* or *are*.

#### Conversation 1

**A:** Hello, I <sup>1</sup> 'm Janet.

**B:** Hi, I <sup>2</sup> \_\_\_\_\_ Oscar. Nice to meet you.

**A:** You too. Where <sup>3</sup> \_\_\_\_\_ you from?

**B:** I <sup>4</sup> \_\_\_\_\_ from Colombia.

**A:** Oh, where in Colombia?

**B:** From Bogotá.

#### Conversation 2

**A:** Hello, I <sup>5</sup> \_\_\_\_\_ Kasia.

**B:** Hi, I <sup>6</sup> \_\_\_\_\_ Peter.

**A:** Nice to meet you.

**B:** You too. Where <sup>7</sup> \_\_\_\_\_ you from?

**A:** I <sup>8</sup> \_\_\_\_\_ from Poland.

**B:** <sup>9</sup> \_\_\_\_\_ you from Warsaw?

**A:** No, I'm not. I'm from Gdańsk.

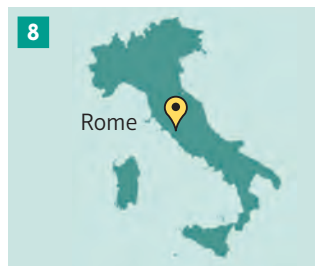
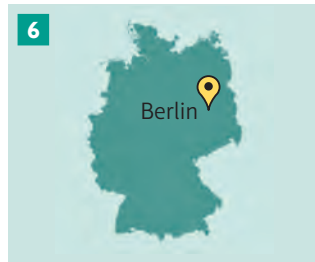
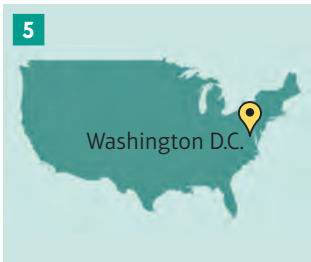
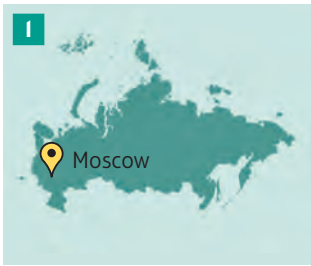
**B** **1.3** Listen and check.

**C** Work in pairs and practise the conversations.

**D** Work in pairs and talk about your name, country and town/city.

**A:** Hello, I'm ...

**B:** Hi, I'm ...



## VOCABULARY

### COUNTRIES

**4 A** Match the countries in the box with pictures 1–8 above.

Brazil 4 Italy the USA China Russia Turkey  
the UK Germany

**B** 1.4 Listen and check.

**C WORD STRESS** Listen again and underline the stress in the countries. Then listen and repeat.

Russia

**D** Work in pairs. Student A: ask *Where's ... ?*  
Student B: say the country.

**A:** *Where's Berlin?*

**B:** *It's in Germany.*

### speakout TIP

Write new words in your phrasebook and underline the stress, e.g. China, the USA.

## WRITING

### CAPITAL LETTERS

**5 A** Underline the capital letters in sentences a)–f) in the conversation.

- a) I'm Karin.
- b) Hi, I'm Tony Ferrari.
- c) Are you from Italy?
- d) No, I'm American. I'm from Washington D.C.
- e) Are you a student?
- f) Yes, I am.

**B** Match rules 1–6 with sentences a)–f) above.

#### RULES

Use capital letters for:

- 1 the name of a person *a, b*
- 2 a country
- 3 a city
- 4 *I*
- 5 the first word in a sentence
- 6 nationalities

**C** Find and correct the mistakes with capitals in messages below.

- 1 hi, i'm bao, and i'm a teacher in china.
- 2 hi, i'm sylvia. i'm russian. are You from beijing?
- 3 no, i'm from shanghai. are you from moscow ?
- 4 yes, i am. i'm a student.

**6 A** Work in pairs. Write a chat message to your partner.

*Hi, I'm ...*

**B** Swap messages. Answer the message.

**A:** *Hi, I'm ...*

**B:** *Hi, I'm ...*

## SPEAKING

**7 A** Write a country and a city from the country.

*Italy – Venice*

**B** Work in groups and take turns. Guess the cities.

**A:** *Where are you from?*

**B:** *I'm from Italy.*

**C:** *Oh, you're Italian. Are you from Rome?*

**B:** *No, I'm not.*









**A:** *Are you from ... ?*

## VOCABULARY

### JOBS

**1 A** Write the jobs in the box under pictures 1–8.

a teacher a doctor a taxi driver a waiter  
 an actor a businessman/businesswoman  
 a singer an engineer

<b>1</b> 	<b>2</b> 
<b>3</b> 	<b>4</b> 
<b>5</b> 	<b>6</b> 
<b>7</b> 	<b>8</b> 

**B**  1.5 Listen and check.

**C WORD STRESS** Listen again and underline the stressed syllable. Then listen and repeat.

**2 A** Look at the conversation. Underline the correct alternative in the rules.

**A:** Are you a teacher?

**B:** No, I'm a student, an English student. Are you an actor?

**A:** No, I'm a singer, an Italian singer.

**RULES**  
**1** Use *a/an* with words starting with vowels (a, e, i, o, u).  
**2** Use *a/an* with words starting with consonants (b, c, d ...).

**B** Work in pairs and take turns. Student A: say a job and a nationality. Student B: say *a* or *an*.

**A:** *doctor, Spanish*

**B:** *a Spanish doctor*

**C** Work with other students. Student A: mime a job. Other students: guess the job.

**B:** *Are you an engineer?*

**A:** *No, I'm not.*

**C:** *Are you a doctor?*

**A:** *Yes, I am.*

 page 139 **PHOTOBANK**

welcome to  
**JFK**  
 AIRPORT



**Sonia Conti** is a student from Italy. 'I'm a business student at Columbia University.'  
 'Is it a good university?'  
 'Yes, it is. It's very good for my English too. I love it.'

## READING

**3 A** Work in pairs. Look at the photos of people at JFK airport, New York. Who is a tourist?

**B** Read the texts and check your answer.

**C** Complete the table with the correct information.

Name	Job	Country	First time in New York
<i>Wei Zhang</i>			
	<i>actor/waiter</i>		
		<i>Brazil</i>	
			<i>no</i>