

8 Our world

How can I create a nature scrapbook?

1 Look, choose, and write.

bridge down up



2 Choose and write.

CODE CRACKER



bat bird owl porcupine river rock snake sun

I look up!

I look down!

I can see a / an / the ...

3 Choose and complete. Then listen and check.

The trees are g_____.

Don't look d_____.

The sky is b_____.

Look, look at the sky!

I'm having fun in the trees with
y_____!

The t_____ are high.

The s_____ is, too.

Climb up, climb u_____.

I'm having f_____ in the

Climb up, climb very high!

trees with y_____!

Are you up in a tree?

VOCABULARY

I will learn nature and direction words.

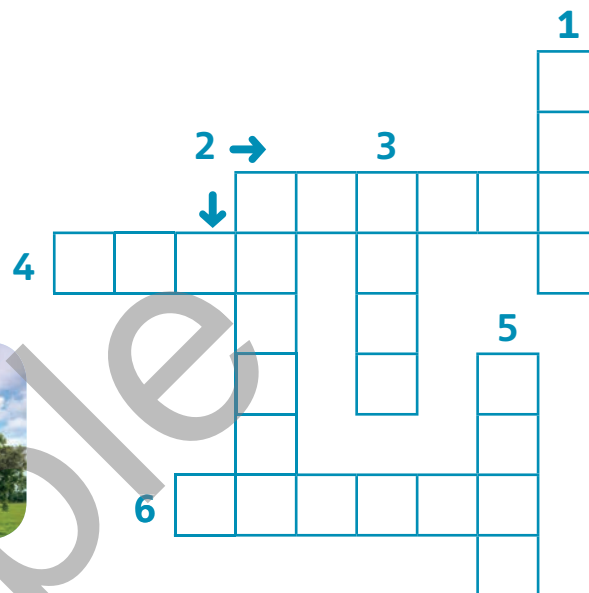
1 Do the crossword.

bridge flower forest hill path rock tree

Across →



Down ↓




EXTRA VOCABULARY

2 Look, listen, and say. Then match.




waterfall



lake




island



I can

use nature and direction words.



Language lab 1

GRAMMAR 1: WALK / DON'T WALK

*I will understand
and give
instructions.*

1 Choose and write.

Don't turn left Don't turn right Go straight Turn left Turn right



1 _____

2 _____

3 _____

4 _____

5 _____


2 Follow, find, and write.

CODE CRACKER

- | | |
|-----------------|--------------|
| a farm | b school |
| c store | d museum |
| e library | f playground |
| g swimming pool | h café |

Where are you?

- Go straight 5 blocks. _____
- Go straight 7 blocks, turn left, go straight 3 blocks. _____
- Go straight 6 blocks, turn right, go straight 2 blocks. _____
- Go straight 8 blocks, turn right, go straight 4 blocks. _____



X
You are here



3 How do you get there? Look at 2. Circle and write.

Go straight Turn

1 The swimming pool

Go _____ for blocks.
Turn left / right . _____
straight for blocks.

2 The museum

Go _____ for blocks.
_____ left / right .
_____ straight for blocks.

4 Now add more letters to 2 and tell a partner where to go.

Go straight for ... blocks.
Turn Where are you?

5 Make a stop sign. Then play the *Dance! Stop!* game.



Dance, jump, turn
left, dance ... STOP!



I can

understand and give instructions.



Story lab

READING

I will read a story about helping others.

Up and down!

1 Look, choose, and complete.

bridge forest that This

1

Wow! _____ is an amazing _____!



Look at _____!

2

I'm _____ the _____!



I'm _____ up!

_____!

castle fantastic farm our school

3

It's _____ here!



I can see _____!

And the _____ and the _____!

2 Which words are in the story? Check ☒ or cross ☒.

goat	<input type="checkbox"/>	house	<input type="checkbox"/>
down	<input type="checkbox"/>	fantastic	<input type="checkbox"/>
forest	<input type="checkbox"/>	up	<input type="checkbox"/>
trampoline	<input type="checkbox"/>	amazing	<input type="checkbox"/>
cake	<input type="checkbox"/>	farm	<input type="checkbox"/>

3 Order and write.

1 Milly! , done Well

2 now down ! Come

3 ! the Get trampoline

4 jump with Let's Milly!

4 Read and check ☒.

Who ...	The children	Milly	Miss Kelly	Mrs. Hay	Mr. Mud
likes the forest?					
climbs up?					
climbs down?					
has lots of food?					
jumps down?					
jumps on the trampoline?					
helps Milly?					

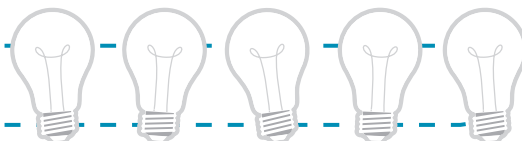
5 Look, read, and circle.

Milly / Mrs. Hay has lots of food.
 She has bread / rice and apples /
 cheese and cookies / ice cream .
 The children are very happy / sad .



6 What happens next? ➔ page 128

I can read a story about helping others.



Phonics lab

S, SH, J, AND CH

I will learn the s, sh, j, and ch sounds.

1  Say the words. Then circle.

1



2



3



4



j ch s sh sh ch s j s j ch sh s sh j ch

2 Write **ch**, **sh**, **s**, or **j** and match.

1 ____ icken

2 ____ op

3 ____ ell

4 ____ eese

5 ____ uice

6 ____ oup



3  Choose and write. Then listen and chant.

jump (x4) shoes sun

I have new ____ !

I can ____ !


____ , ____ , ____

in the ____ !



106

I can use the s, sh, j, and ch sounds.



Experiment lab

SCIENCE: LANDFORMS

I will learn about landforms.

1 Circle T (True) or F (False).

- | | |
|--|-------|
| 1 Our world has water and land. | T / F |
| 2 Land is made of rocks. | T / F |
| 3 Rocks are always the same color. | T / F |
| 4 Hills and mountains are made of water. | T / F |
| 5 Tectonic plates are rocks. | T / F |
| 6 Tectonic plates are above the earth. | T / F |



EXPERIMENT TIME

Report

1 Answer for you. Write and circle.

- | | |
|--------------------------------|----------|
| 1 How many towels do you have? | _____ |
| 2 Do you push the towels? | Yes / No |
| 3 Do the towels go up? | Yes / No |

2 Draw your towel mountains. Then choose for you and write.

don't look like don't move
look like move

I think the towels _____ mountains.

Tectonic plates _____ .



I know about landforms.



Language lab 2

GRAMMAR 2: ON, IN, UNDER, NEXT TO, BEHIND ...

I will use words to describe where things are.

1 Choose and write.


behind in next to on under



1 _____ 2 _____ 3 _____ 4 _____ 5 _____

2 Where are they? Do the math. Then choose and write.

**MATH
ZONE**




$35 + 35 =$ _____ $25 \times 4 =$ _____ $8 \times 5 =$ _____ $15 \times 2 =$ _____

behind bridge in on rock tree under

- 1 The rabbit is _____ the _____.
- 2 The cat is _____ the _____.
- 3 The lizard is _____ the _____.
- 4 The bird is _____ the _____.

108

I can use words to describe where things are.



Draw a forest!


COMMUNICATION

I will understand and give instructions to play a game.

1  Listen, draw, and match.

CODE CRACKER 



2  Work with a partner. Choose and tell them where to draw four more things.

a river

a fish

a donkey

a girl

a boy

a bridge

a hill

a path

Draw a donkey!

Okay. Where?

Next to the big tree.


3  Now play the *True or false game* with your partner.

In my picture, the fish is in the small tree!

False!

I can

understand and give instructions to play a game.



109

PROJECT

AND

REVIEW

UNIT 8



Make a nature scrapbook

Project report

1 Write and check ☒ or cross ☒ for your scrapbook.

	What's it called?	A photo	A drawing	A real thing
flower				
tree				
bird				
animal				

2 Read and circle for you.

I like / don't like taking photos.

I like / don't like drawing animals / birds / flowers.

I like / don't like learning the names of trees.

3 Draw your favorite thing.
Then write and circle.



It's a sunflower.

It's yellow.

It's near my school.

It's beautiful!



What is it? _____

What color is it? _____

Where is it? _____

I think it's fantastic / beautiful /
amazing / wonderful.



4 Circle 8 words. Then find and underline them in 5.

bridge jumping down up tree hill river mountain



5 Look, read, and match.

My name's Alicia. I'm having fun with my family and friends.



- 1 Look at me! I'm in a tree! I'm climbing up the tree.
- 2 I'm walking on a bridge with my family. The bridge is an old tree! It's above the river.
- 3 I'm jumping with my friends. We're on a hill. Jump, jump, jump!
- 4 Look at my sister! She's going down a mountain! She's very happy!



6 Read and complete to describe pictures in 5. Use words from 4.

- a The _____ is above the _____.
- b Alicia and her friends are _____ on a _____.
- c Alicia is climbing _____ the _____.
- d Alicia's sister is going _____ a _____.

Now go to your progress chart on page 4.

4 Checkpoint

UNITS 7 AND 8



1 Find the words and complete.

ucjie

nurt

eetr

ngimka

kngindir

flte

xten

- 1 Is he drinking _____? No, he's _____ water.
- 2 Is she _____ a cake? Yes, she is.
- 3 Don't _____ right! Turn _____.
- 4 Is the bird _____ to the tree? No, it's above the _____.

2 Draw a path.



3 Look at 2. Circle and write. Then ask and answer.

- 1 Who is it? It's _____.
- 2 Where is **he** / **she**? **He's** / **She's** _____.
- 3 What's **he** / **she** doing? **He's** / **She's** _____.
- 4 Where is the house? It's _____.

Beautiful gardens

CULTURE

1 Choose, complete, and match.

beautiful city garden
giants rock walls



- 1 Some people grow flowers on roofs and _____.
- 2 This _____ is in England.
- 3 There are _____ in this garden.
- 4 This garden is in a big _____, Singapore.
- 5 Plants make cities look _____.
- 6 The giants are made of _____.

2 Read and check ☒ T (True) or F (False).

- 1 The giants have hair made of leaves and grass.
- 2 The Lost Gardens of Heligan are not old.
- 3 There are no gardens in Singapore.
- 4 Plants, trees, and flowers make oxygen.

T	F
<input type="checkbox"/>	<input type="checkbox"/>
<input type="checkbox"/>	<input type="checkbox"/>
<input type="checkbox"/>	<input type="checkbox"/>
<input type="checkbox"/>	<input type="checkbox"/>

