


# 7


# Under the sea

How can I make a diving game?

*I will learn sea animal words.*


**1**  Match and say.




**2**  What's missing from **1**?  
Draw and say.




**3**  Listen and sing. Colour the fish in order.







**4**  Which animals are not a pair? Circle.

## CODE CRACKER



**5** Look and say. Write the first letter.

My picture dictionary!

			
___ rab	___ hark	___ hrimp	___ ellyfish

### EXTRA VOCABULARY

**6**  Listen, point and say.



**I can** use sea animal words.





# Story lab


ENJOYING A STORY

I will listen to  
a story about  
sea animals.


Can you see **teeth?**

**1** Remember the story. Number in order.




**2**  Listen and check your  
answers.

3  Listen and tick ☒.



4  Listen and draw.



5  Draw a fish tank in your notebook.  
Ask and answer with a partner.

I can

listen to a story about sea animals.






# Sound lab

I AND U

I will learn the  
i and u sounds.

**1** Write, trace and match. Then listen, point and say.

\_\_\_\_\_nsect      \_\_\_\_\_mbrella      \_\_\_\_\_gloo



**2** Which two match? Circle.

CODE  
CRACKER



**3** Listen, point and say.

I can use the i and u sounds.




# Experiment lab


SCIENCE: ANIMALS WITH SHELLS

I will learn about animals with shells.

**1**  Tick ☒ the animals with shells.



**2**  Look, sort and draw lines.



**3**  Draw more animals for each section in **2**.

**4**  Make a shell crab.



**I know** about animals with shells.





# It's windy!

## COMMUNICATION

I will talk about the weather.

**1** Listen and tick ☒.

1



b



2

a




b




3

a



b



4

a




b



**2** Continue the sequence. Then say.

CODE CRACKER





**Values** Wear suitable clothes.

**3**  Are the children wearing the correct clothes?  
Look and tick ☒ or cross ☐. Then say.



**4**  Make dressing-up dolls.



**5**  Play with your dolls and say.

It's hot!



**I can** talk about the weather.





# PROJECT AND REVIEW UNIT 7



Make a diving game

Project report

**1** What does your diving game have? Tick ☒.



**2** Complete your project report.  
Then draw.



My diving tank has \_\_\_\_\_

\_\_\_\_\_.

**3** Listen and say.  
Play your game  
with friends and  
family.



**1**  Listen. What's on the tray? Tick ☒ or cross ☐.

1


☐

2


☐

3


☐

4


☐

5


☐

**2**  Draw your favourite sea animals. Then say.

My favourite  
sea animals!

Now go to your Progress Chart on page 2.