

MY TOYS



1 LISTEN AND CHANT. 1.36 1.37

2 READ, LISTEN AND STICK. THEN FIND AND CHECK (✓). 1.38

<input type="checkbox"/>	<input type="checkbox"/>	<input type="checkbox"/>	<input type="checkbox"/>	<input type="checkbox"/>	<input type="checkbox"/>
--------------------------	--------------------------	--------------------------	--------------------------	--------------------------	--------------------------

BALL CAR DOLL COWBOY SPACEMAN DINOSAUR

VOCABULARY I: BALL, CAR, COWBOY, DINOSAUR, DOLL, SPACEMAN. IT'S A (BALL).

3 LOOK AND MATCH. THEN LISTEN AND ANSWER. 1.39



TEDDY BEAR KITE TRAIN YO-YO BOAT

4 LOOK AT ACTIVITY 3 AND WRITE.



VOCABULARY II: BOAT, KITE, TEDDY BEAR, TRAIN, YO-YO. WHAT IS IT? TOYS. IT'S A (BALL).

5 LISTEN AND CHANT. THEN MATCH.    **KARAOKE**
CD 1.40 CD 1.41

6

SIX

7

SEVEN

8


EIGHT



9

NINE

10

TEN



7 LISTEN AND CIRCLE.   **KARAOKE**
CD 1.44

1



6 / 7

2




5 / 8

3



9 / 10

8 COUNT THE TOYS. WRITE. 





+





+


=

6 LISTEN AND SING.   **KARAOKE**
CD 1.42 CD 1.43

SONG: 6-10; CLAP, STAMP, TOUCH THE GROUND, TURN AROUND. NUMBERS. TOYS.

PRACTICE: NUMBERS. TOYS. (TEN) (BALLS). IT'S A (BALL).

9 LISTEN AND ANSWER.  



10 NOW ACT THE STORY OUT. 


11 LISTEN AND MATCH.  



12 GO TO PAGE 77. CUT OUT AND COLOR. THEN LISTEN AND PLAY.   



13 READ, LISTEN AND SAY. THEN LISTEN AND COLOR. 1.48




CIRCLE

SQUARE

TRIANGLE

RECTANGLE

14 LISTEN AND NUMBER. THEN SAY. 1.49




15 NOW MAKE A SHAPE PICTURE.

CLIL: CIRCLE, RECTANGLE, SQUARE, TRIANGLE. IT'S A (CIRCLE). IT'S (BLUE).

1 COUNT AND WRITE. THEN COLOR AND SAY.

REVIEW
3



2 DRAW AND WRITE.

