


UNIT

2

WHAT PARTS OF YOUR BODY HELP YOU FEEL?

DRAW THE BODY PART YOU USE FOR EACH SENSE. 



Presentation

 Learning to Know




DAVID'S NEW DOG




DAVID IS **SAD** / **HAPPY** WITH HIS NEW DOG.


READ AND COLOR THE D.



DAD



DOG



DINOSAUR

GLUE THE SHAPES TO COMPLETE THE PATTERNS.



Row 1: A red triangle, a blue square, a red triangle, a red triangle, a blue square, a blank line, a red triangle, a blue square, a blank line.

Row 2: A yellow diamond, an orange square, an orange square, a yellow diamond, a blank line, a blank line, a yellow diamond, a blank line, an orange square.

GLUE SHAPES TO CREATE A PATTERN.



LOOK, LISTEN, AND SAY.



Language Instruction and Communication

Learning to Know

A green parrot is perched on a brown branch. A speech bubble next to it says "Hi!".

I SEE YELLOW FLOWERS.



I SEE A LITTLE ANT.



I SEE PLANTS.

DRAW A SPECIAL THING OR PERSON YOU SEE WITH YOUR EYES. A yellow pencil icon.

A large, empty rectangular box with a decorative border of alternating blue and green squares. It is intended for a drawing.

LOOK AND SAY. WHAT IS
THE STORY ABOUT?  



DAVID, DASHER, AND LILY




LISTEN AND CIRCLE THE CORRECT ANSWER.  

WHO IS LILY?

SHE IS DAVID'S NEW **DOG** / **CAT**.

THINK!
WHAT ANIMALS HAVE TWO
EYES, A NOSE, AND A MOUTH?



LOOK, LISTEN, AND SAY.



LOLLIPOP



LOOK



LICK

LISTEN AND CIRCLE THE LETTER L.




THIS LOLLIPOP LOOKS GOOD!
THIS LOLLIPOP SMELLS SWEET!
LET'S LICK THE LOLLIPOP
AND EAT, EAT, EAT!



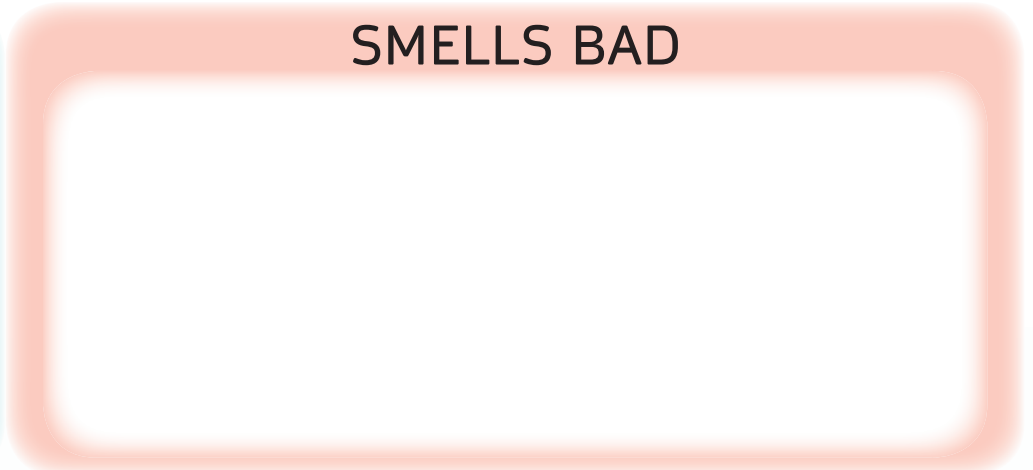
SMELL AND TASTE THE FOOD. DRAW.



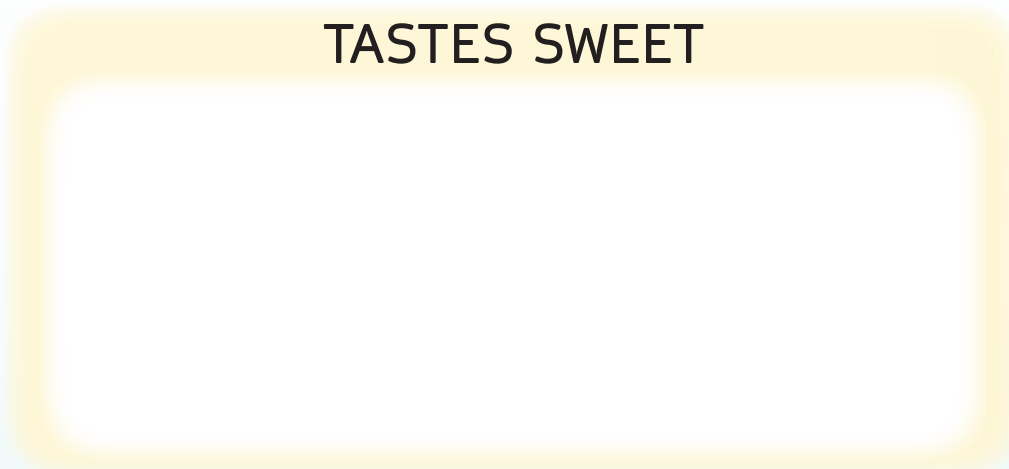
SMELLS GOOD




SMELLS BAD



TASTES SWEET



TASTES SOUR



TALK ABOUT YOUR FAVORITE FOOD.