










# Scope and Sequence

## My Little Island 2

Unit	New Vocabulary	New Structures	TPR Actions	Reviewed Language (vocabulary and structures)	Values	Cross-Curricular Project	Phonics Lesson & Prewriting	Math
 <b>Welcome</b>	Billy, Lilly; black, gray, white	<i>What's your name? My name is [Billy].</i>	clap ("Good-bye Song"), climb, color, jump, look around, look up, make a circle, point, run, show [3] fingers, touch knee, wave ("Hello Song")	<i>Hello. Hi. I'm [Billy].</i> 1–5; animals, classroom objects, colors, family members, food items, parts of the face, prepositions ( <i>in, on, under</i> ), room objects, shapes, toys				
 <b>My School</b>	backpack, computer, markers, notebook, pen, scissors	<i>This is my [computer]. Is it [a] [pen]? Is it [an] animal? No, it isn't. Yes, it is. It's [Sammy].</i>	carry, clap, cut, draw, stamp, stretch arms, trace a rectangle in the air, type, wiggle hands, write, write letters in the air	classroom objects, colors, shapes, toys; circle, pencil, tree, turtle	Put things away.	Art: Decorated notebook	Phonics: initial <i>p</i> and <i>t</i> sounds  Prewriting: directionality, letter-writing practice	Counting 1–5 (rectangles)
 <b>Family</b>	aunt, cousin, grandma, grandpa, pet, uncle	<i>Who's [she]? [She]'s my [grandma]. Who's [the baby]? It's [me].</i>	clap, dance, giggle, hop, stamp, stop, stretch arms, tap, trace a star in the air, wiggle, wiggle hands, write letters in the air	colors, shapes; mom, sun	Help your family.	Art: Star badge to honor a family member	Phonics: initial <i>m</i> and <i>s</i> sounds  Prewriting: directionality, letter-writing practice	Counting 1–5 (stars)
 <b>Play Time!</b>	bike, boat, car, paints, puppet, train	<i>Is it [yellow]? Yes, it is. No, it isn't.</i>	clap, kick, painting action, show [3] fingers, stamp, stretch arms, talk with hands, touch a knee, wave, wiggle hands, write letters in the air	<i>What is it? It's [yellow].</i> colors, book, toys; rain	Please share.	Science: A boat that floats	Phonics: initial <i>r</i> and <i>b</i> sounds  Prewriting: directionality, letter-writing practice	Counting 1–6

Unit	New Vocabulary	New Structures	TPR Actions	Reviewed Language (vocabulary and structures)	Values	Cross-Curricular Project	Phonics Lesson & Prewriting	Math
 <b>5</b> <b>My House</b>	bathroom, bedroom, dining room, house, kitchen, living room, with	<i>Where's [the dog]?</i> <i>[He]'s in the [kitchen].</i> <i>[He]'s in [your bedroom].</i>	kick, play piano, point, pretend to clap, show [3] fingers, stamp, stretch arms, touch a knee, wiggle hands, write letters in the air	family members, food items; bird, book, cake, chair, dog, doll, in, kite, lamp, puppet, teddy bear, turtle, under	Be careful.	Social Studies: Houses poster	Phonics: initial <i>l</i> and <i>k</i> sounds  Prewriting: directionality, letter-writing practice	Counting 1–7
 <b>6</b> <b>My Body</b>	arms, body, feet, hands, head, legs	<i>Where's your [head]?</i> <i>Where are your [arms]?</i> <i>Where are your [legs]?</i> <i>These are my [arms].</i>	clap, dance, kick, nod, pull strings, shake arms, show [3] fingers, stamp, straighten leg, stretch arms, tap, touch a knee, wiggle, wiggle hands, write letters in the air	<i>This is my [head].</i> <i>Thank you.</i> <i>They're [blue].</i> colors, parts of the face; cat, flower, nest, nose	Wash your hands.	Science: Fitness poster	Phonics: initial <i>n</i> and <i>f</i> sounds  Prewriting: directionality, letter-writing practice	Counting 1–8
 <b>7</b> <b>Time to Eat!</b>	apples, bread, chicken, cookies, pasta, salad	<i>Do you like [pasta]?</i> <i>Do you like [cookies]?</i> <i>Yes, I do.</i> <i>No, I don't.</i>	clap, hand on heart, kick, point to tummy, rub tummy, show [3] fingers, stamp, stretch arms, thumbs up, touch a knee, wiggle hands, write letters in the air	<i>Thank you.</i> <i>I don't like [cookies].</i> cake, cheese, water, yellow, yogurt	Eat properly.	Science: Healthy-foods poster	Phonics: initial <i>w</i> and <i>y</i> sounds  Prewriting: directionality, letter-writing practice	Counting 1–9
 <b>8</b> <b>On the Farm</b>	cow, duck, goat, hen, horse, sheep	<i>Can you see the [horse]?</i> <i>Can you see the [duck]?</i> <i>Yes, I can.</i> <i>No, I can't.</i>	animal actions, clap, kick, show [3] fingers, stamp, stretch arms, thumbs up, touch a knee, wiggle hands, write letters in the air	ball, cat, dog, doll, grass, turtle	Do your chores.	Science: Poster about what animals eat	Phonics: initial <i>d</i> and <i>g</i> sounds  Prewriting: directionality, letter-writing practice	Counting 1–10
 <b>9</b> <b>The Weather</b>	cold, hot, rainy, snowy, sunny, windy	<i>How's the weather?</i> <i>It's [windy].</i> <i>It's [sunny].</i>	clap, fan yourself, flap arms, fly kite, hold umbrella, shiver, trace shapes in the air, write letters in the air	kite, lamp, tree	Dress for the weather.	Math: Snowflakes made out of circle and triangle shapes	Phonics: initial sounds <i>b</i> , <i>d</i> , <i>g</i> , <i>k</i> , <i>l</i> , <i>p</i> , <i>t</i>  Prewriting: letter-writing practice	Counting 1–10