

# 1

# My birthday

1



Listen.



2

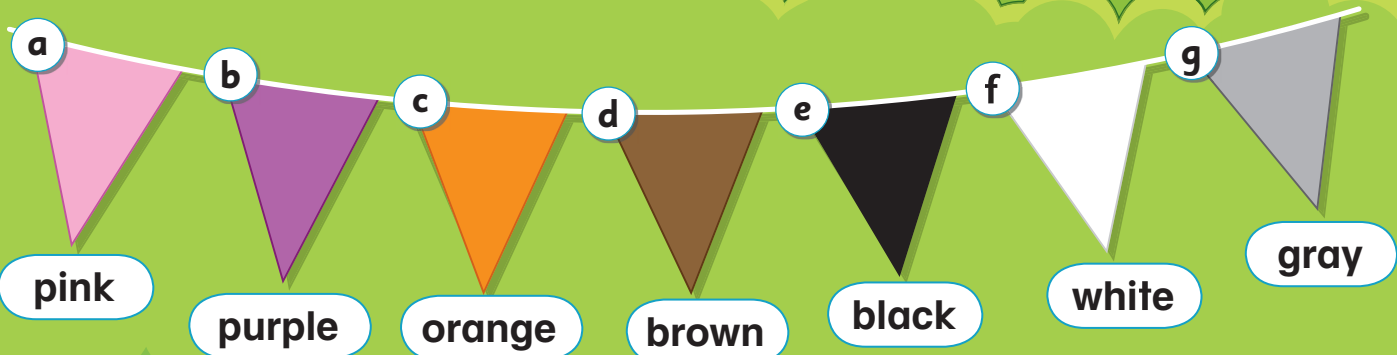


Listen and say.

3



Listen and number.



4



**Listen and chant.**

(See page 108.)



**LOOK!**

What's your name?

My name is Millie.

How old are you?

I'm seven.

What's = What is

5



**Write.**

1 What's your name? My name is \_\_\_\_\_.

2 How old are you? I'm \_\_\_\_\_.



6  Listen and say.

**11**  
eleven

**12**  
twelve

**13**  
thirteen

**14**  
fourteen

**15**  
fifteen

## VOCABULARY

7  Listen and write.  
Then sing and act.

## SONG

Happy Birthday!



It's my birthday!  
Hip hip hooray! Happy birthday!  
Clap, clap, clap!

I'm seven today!

It's my birthday!  
Hip hip hooray! Happy birthday!  
Stamp, stamp, stamp!

I'm twelve today!

It's my birthday!  
Hip hip hooray! Happy birthday!  
Jump, jump, jump!

I'm eleven today!  
Happy birthday! Happy birthday!



8



Listen and stick.  
Then look and  
circle.



# LOOK!

Is it purple?

Yes, it is. / No, it isn't.

What color is it?

It's pink.

isn't = is not    It's = It is

1



2




3



4

Is it yellow?



Yes, it is. / No, it isn't.



9



Look and play.

# SKILLS

1




2



3



4



Is it red?

Number 1!

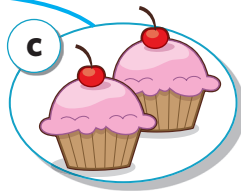

Yes, it is.








11  Look and match.



12  Role-play the story.

13  Show how to share. Look and stick.

**VALUES**

 It's good to share.



**HOME-SCHOOL LINK**

Draw a picture of sharing.  
Show your family.



14



Listen and point. Then say.

# SCIENCE

1



bird

2



fish

3



flower

4



leaf

5



butterfly



15



Complete the pictures. Then say.


1



2




3



4



5



## MINI-PROJECT

Make a poster.  
Draw animals  
and plants.

16  Listen.

1 a

2 p

3 s

4 t

17  Listen, point, and say.


18  Listen and blend the sounds.

1 a - t at


2 p - a - t pat

3 s - a - t sat

4 t - a - p tap

19  Underline *a*, *p*, and *t*. Read the words aloud.

1 pat



2 tap





20



Listen. Then play.

# HAVE FUN!



21



Listen and move.

# PROGRESS CHECK

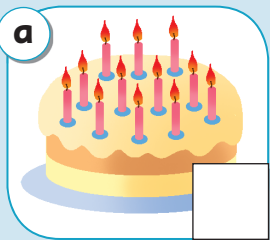
22



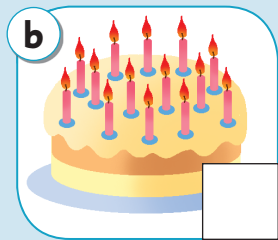
Listen and check (✓).

1

a




b




2

a




b




3

a




b




4

a



b



23



Write and color.

1

pink

2

brown

3

blue

4

green

5

purple

6

yellow

7

white

8

red

9

black

10

orange

## I CAN

I can say my name and age.

I can count to 15 and talk about colors.

☐  
☐


Now go to Family Island.