

2

All kinds of families

Lesson 1



What can you see?

1



2.01 Listen and explore.

1 uncle

2 aunt

3 mom

6 sister

Tell me!

Is your family big or small?

2



2.02 Listen, point, and say.

3

Stick and say.

4



Watch and listen.



4 grandma

5 grandpa

8 dad

7 brother

Lesson 2

1

2.03

Sing and act.



2

2.05

Listen and number.



Who's this?
This is my dad.



I can shine!

3



Ask and answer for Dexter.

Who's this?

This is my
sister.

I can ask about family.



Lesson 3

1 Who's in the story? Check (✓).



2

2.07



Listen or watch.






Let's imagine!

Draw a family
for Kiki.



I can shine!

3 Check (✓) Elena's family.



4 Role-play the story.

**I can understand a story
about different families.**



Lesson 4

1



Listen and find.

2



Listen and match. Then say.

fish

cat



bird

hamster

3



Listen and say.



Chant

*I have a doll. I have a train.
I have a tablet, too.*


*I have a brother. I have a fish.
I have a friend. And you?*

I have
a bird.



4

Follow and find. Then say.



Lesson 5

1  Listen and check (✓).



2




2  Look and play.


I have two brothers and a cat.

1!

Yes!

3  Listen to the sounds and say.

My sounds



Grandma and Grandpa
have a **colorful cat**.

I can shine!

4 Cut out and say.

I have a sister.

I have a mom and a bird.

I can describe my family and pets.





Lesson 6

1 2.15 Listen, look, and find.



2 2.16 Listen, point, and say.



3 Who do you do these things with? Look, think, and check (✓).

	eat	go to school	play
cousin			
neighbor			
friend			
pet			



4 Watch and listen.

Lesson 7

Thanking people

1 Who's the card for? Read and check (✓).

2.17

Then listen and check.



2 Read and complete.

best friend dad
grandpa grandma mom

For my

.....

From

.....

I can shine!

3 Let's thank someone!

This is for you.

Thank you!

I can thank people.



Let's make a family circle!

Step 1

Review

1 Read and number. Then trace.



1 uncle

2 dad

3 grandpa

4 brother

5 sister

6 mom

7 grandma

8 aunt

2 Who's in your family? Circle.

3 Tell a friend.

*I have two
sisters and a pet.
It's a bird!*

4 Think! Check (✓) who is important to you.

neighbor ☐

cousin ☐

friend ☐

pet ☐

Step 2

Create

5 Who are your special people? Draw and write.




6 Make your family circle.



Time to shine!

7 Show your family circle to the class.



This is my mom.
I have a sister.
I have a cat. This is
my friend.



I can appreciate all kinds of families!

Review 1 Important to me

1

2.18

Listen and find the toys.



2



Read and match. Then trace.

I have
an elephant.

I have
a plane.

I have
a car.

3



Look and point. Then ask and answer about toys.

What's this?

It's a ball.
It's old.

Time to shine!

mini-project

- 4 Draw or make a label.

For my _____

Think about my progress

- 5 Read and complete.

I know ☐ toy words.

I know ☐ family words.

My favorite story is in Unit ☐.

My favorite song is in Unit ☐.

- 6  Read and check (✓).

1 I can name my toys and family.

☐

2 I can ask and answer about toys and family.

☐

3 I can ask friends to play.

☐

4 I can thank someone.

☐