

1

Let's explore together

Lesson 1

Where are the children?

1 ^{1.01} Listen and explore.

1 coat

2 sneakers

3 scarf

6 cap

4 backpack

5 watch

8 glasses

Tell me!

What do you have in your classroom?



2 ^{1.02} Listen, stick, and say.

3 Trace and read.

4 Watch and listen.

I have a cap.

Lesson 2

1  1.03 Sing and act.*Do you have a backpack and a watch?**Yes, I do. Yes, I do.**Do you have sneakers and a coat?**Yes, I do. Yes, I do.**Do you have glasses and a scarf?**Yes, I do. Yes, I do.**Do you have a belt and a cap?**No, I don't. No, I don't.*2  1.05 Listen and check (✓) or put an X. Then say.Do you have a scarf?
Yes, I do. / No, I don't.

7 belt


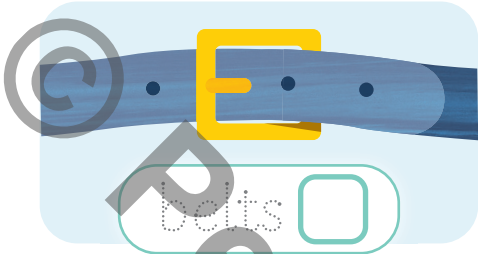
**I can shine!**3  Ask and answer.Do you have
a watch?

Yes, I do!

I can name my things.

Lesson 3

1 How many? Look at the story. Count and write the number.



2 1.07 Listen or watch.




Explorers Club






I can shine!

3 Circle the club mascot.



a frog



a cat



a butterfly



a rabbit

4 Role-play the story.

I can understand a story
about choosing a
club mascot.



Let's imagine!

What does the club have?
Is Peanut happy?

Lesson 4

1 1.08 Listen and find.

2 1.09 Listen and number. Then say.



3 1.10 Listen, read, and say.



Chant

*She has long hair.
He has short hair.
She has dark hair.
He has blond hair.*

She has long hair.



4 Read and match. Then say.



a She has long, blond hair.

b He has short, blond hair.


c He has short, dark hair.

d She has long, dark hair.

Lesson 5

1  Listen and match.




2  Look and play.
Add one more.

She has a short coat and new glasses.

She has a long belt, too. Blue backpack!

3  Listen, write, and say.

My sounds



It's windy! Look at your yellow watch!

I can shine!

4   Cut out and choose. Then play.

Do you have glasses?

She has glasses.

Yes, I do.

I can describe my friends and talk about what they have.





Lesson 6

1 **1.15** Listen, look, and find.

2 **1.16** Listen, point, and say.



builder



chef




teacher



explorer

3 Find and circle the one that doesn't belong.



Think and share!
Who's a hero in your community?



4 Watch and listen.

Lesson 7

Commenting on a picture

1 Listen and write. Then read and number.

1 He's a _____.

2 She's a _____.

3 He's an _____.

4 She's a _____.


What a great picture!



2 Read and write.

Back Likes 21 Comments 1

posted by Oscar123
This is me and my neighbors.
It's our street party.



posted by ClaraT

What a _____
_____!

Comments

I can shine!

3 Take a picture. Then say.

Look at this!

Oh, what a great picture!



I can comment on a picture.



Let's make a club book!

Step 1

Review

- Find and write.
- Look, think, and check (✓) for you. Ask and answer.

backpack belt cap coat glasses scarf sneakers watch



1	_____	<input type="checkbox"/>
2	_____	<input type="checkbox"/>
3	_____	<input type="checkbox"/>
4	_____	<input type="checkbox"/>
5	_____	<input type="checkbox"/>
6	_____	<input type="checkbox"/>
7	_____	<input type="checkbox"/>
8	_____	<input type="checkbox"/>

Do you have glasses?

Yes, I do.

- Look. Then play.

She has long, blond hair. She has a big, yellow watch. Who is it?

It's Anna!

- Think! Who's in your club? Write and say.

_____ is in my club.

Step 2

Create

- 5 Think about your friends. What do they have? Check (✓).




- 6  Make a club book. Draw or take pictures. Write.



- 7  Describe your friend.

Time to shine!

- 8  Share your club book with the class.

What a great picture!



Look! This is Zana.

That's my best friend. She has long hair.



I appreciate my friends and community.

1