

1

Old toys, new toys

Lesson 1

What can you see?

1 ^{1.01} Listen and explore.

4



5



6



7



1



Tell me!

2 ^{1.02} Listen, point, and say.

3 Stick and say. 4 Watch and listen.



Lesson 2

1  1.03 Sing and act. **Song**2  1.05 Listen and circle.

1



2




3



What's this?
It's a car.

I can shine!

3  Ask and answer about toys.

Lesson 3

1 Which toys can you see in the story? Point and say Yes or No.



2

1.07



Listen or watch.

Rise
and
Shine

Towers



12

Story value A story about caring for and recycling toys



Let's imagine!



I can shine!

3 Circle Dexter's favorite toy.



4 Role-play the story.



Lesson 4

1



Listen and find.

2



Listen, point, and say.



3



Listen and say.



Chant

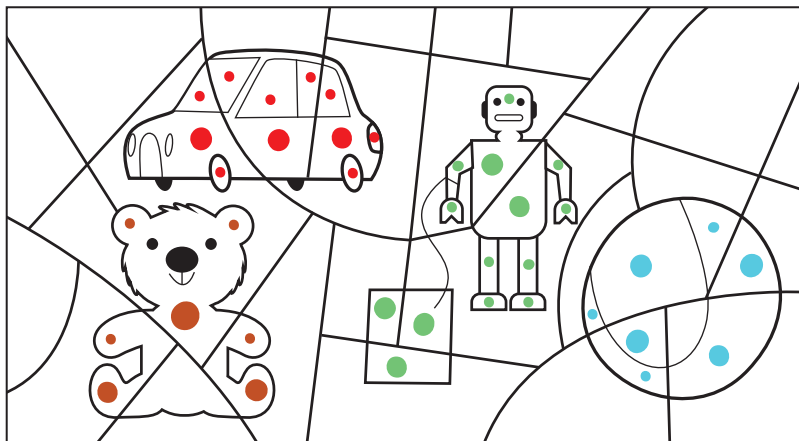


It's new.
It's blue.
It's old.
It's small.

4



Find and color. Then say.



14

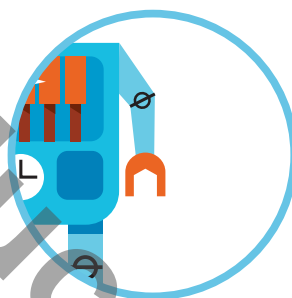
Vocabulary and structures Adjectives; *It's a (train). It's (old).*

Lesson 5

1  Listen and point.



2  Look and play.



3  Listen to the sounds and say.

My sounds

t



d



I can shine!

4

 Cut out and guess the toys.





Lesson 6

1





Listen, look, and find.

2



Listen, point, and say.



3

Circle old toys in blue. Circle new toys in green.



Think and share!



4



Watch and listen.

Lesson 7

Playing with friends

1 Look and match. Find.



2  Listen and circle.



I can shine!

3  Choose a toy. Let's play!



Let's have a class toy swap!


Step 1

Review

1

1.17a


Listen and circle.



2



Choose a toy. Draw and color.




3

Describe the toy.

4

Think! Choose a toy for the box. Then circle.



Step 2

Create

- 5 Draw your toy for the class toy swap.



- 6 Add your toy to a class toy swap poster.

- 7 Describe your toy.

- 8 Talk with your friend. Guess your friend's toy.



Time to shine!

- 9 Share your toy with the class.

