




Portal improvements- Dashboard Reorganisation | August 2021



English





Help






Pearson

Sign In

Username

goldilocks 

Password

.....  

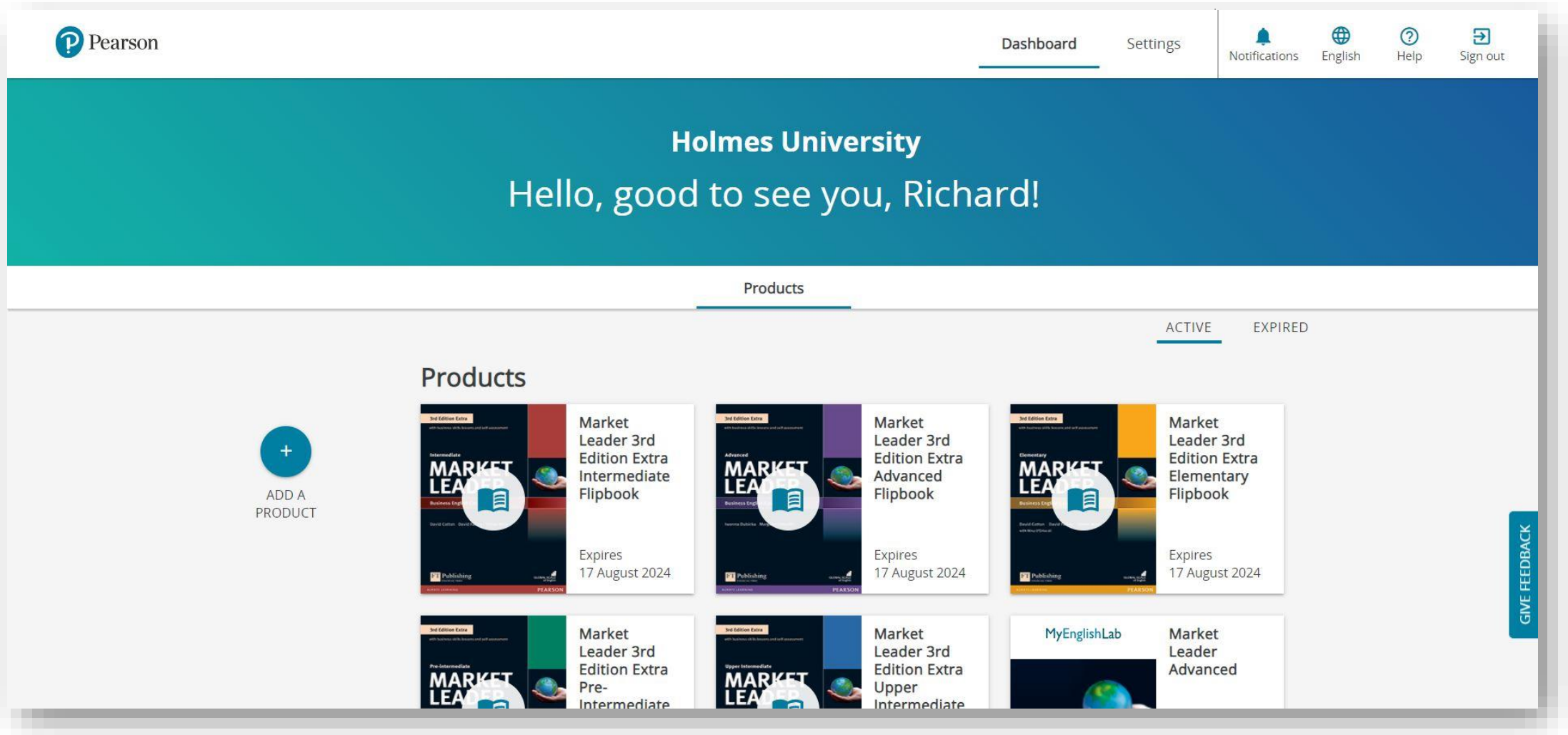
SIGN IN

[Forgot your password or username?](#)

[New to Pearson? Create an account](#)

By signing in, you accept our [Terms of Use](#)

Dashboard reorganisation



Current layout of the dashboard

Dashboard reorganisation

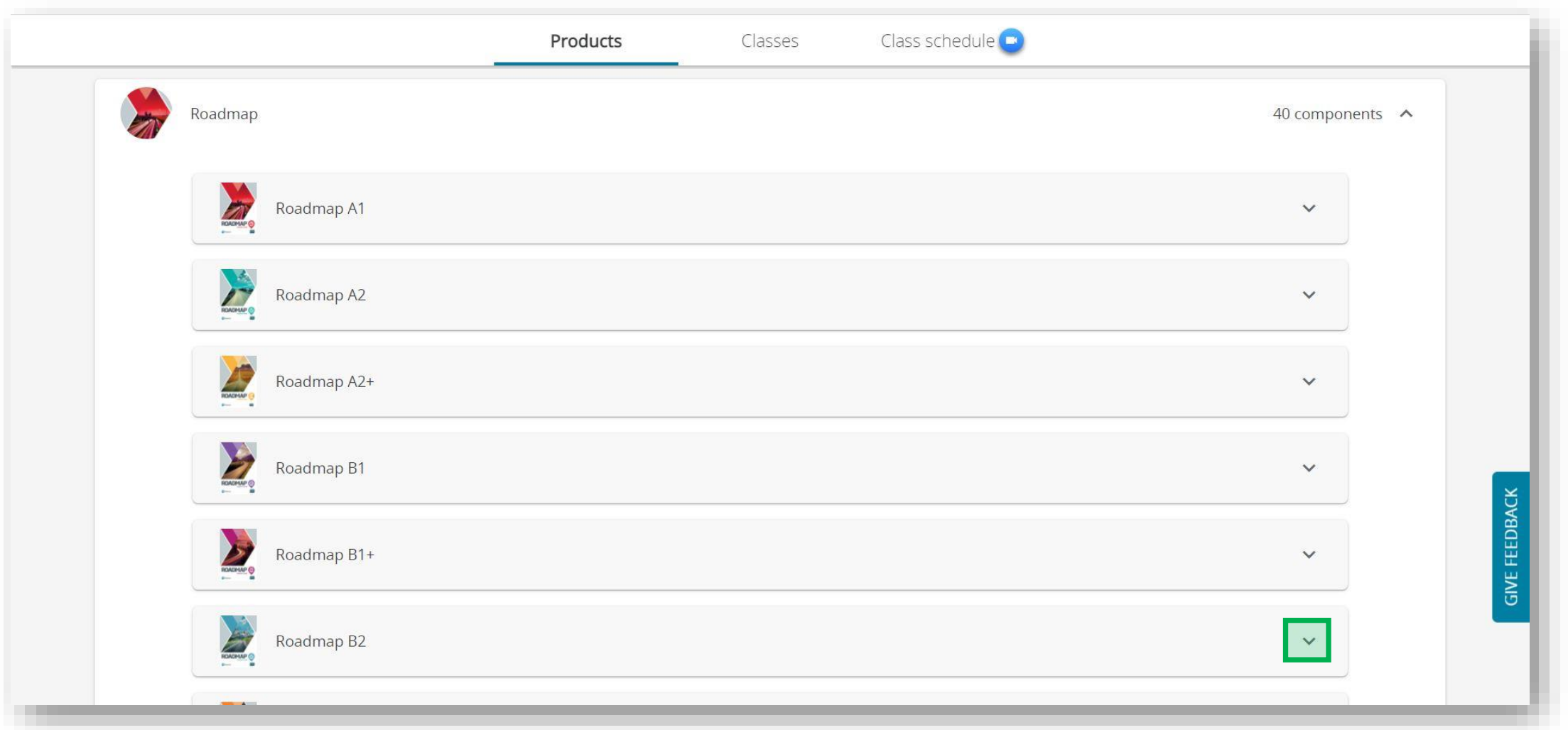
The screenshot shows the Pearson Holmes University dashboard. At the top, the Pearson logo is on the left, and navigation links for Dashboard, Settings, Notifications, English, Help, and Sign out are on the right. Below this is a large teal banner with the text "Holmes University" and "Hi, Richard. What would you like to do?". Under the banner, there are tabs for Products, Classes, and Class schedule. The Products tab is active, showing a list of products: Market Leader, Practice Tests Plus, and Roadmap. Each product entry includes an icon, the product name, and a "components" count with a dropdown arrow. The "Roadmap" entry shows "40 components" and has a green box highlighting an upward arrow icon. A vertical "GIVE FEEDBACK" button is on the right side of the products list.

Products	ACTIVE
Market Leader	15 components
Practice Tests Plus	15 components
Roadmap	40 components

New layout of the dashboard: course components are now grouped together

Click on the arrow in the course area to show levels (see next page)

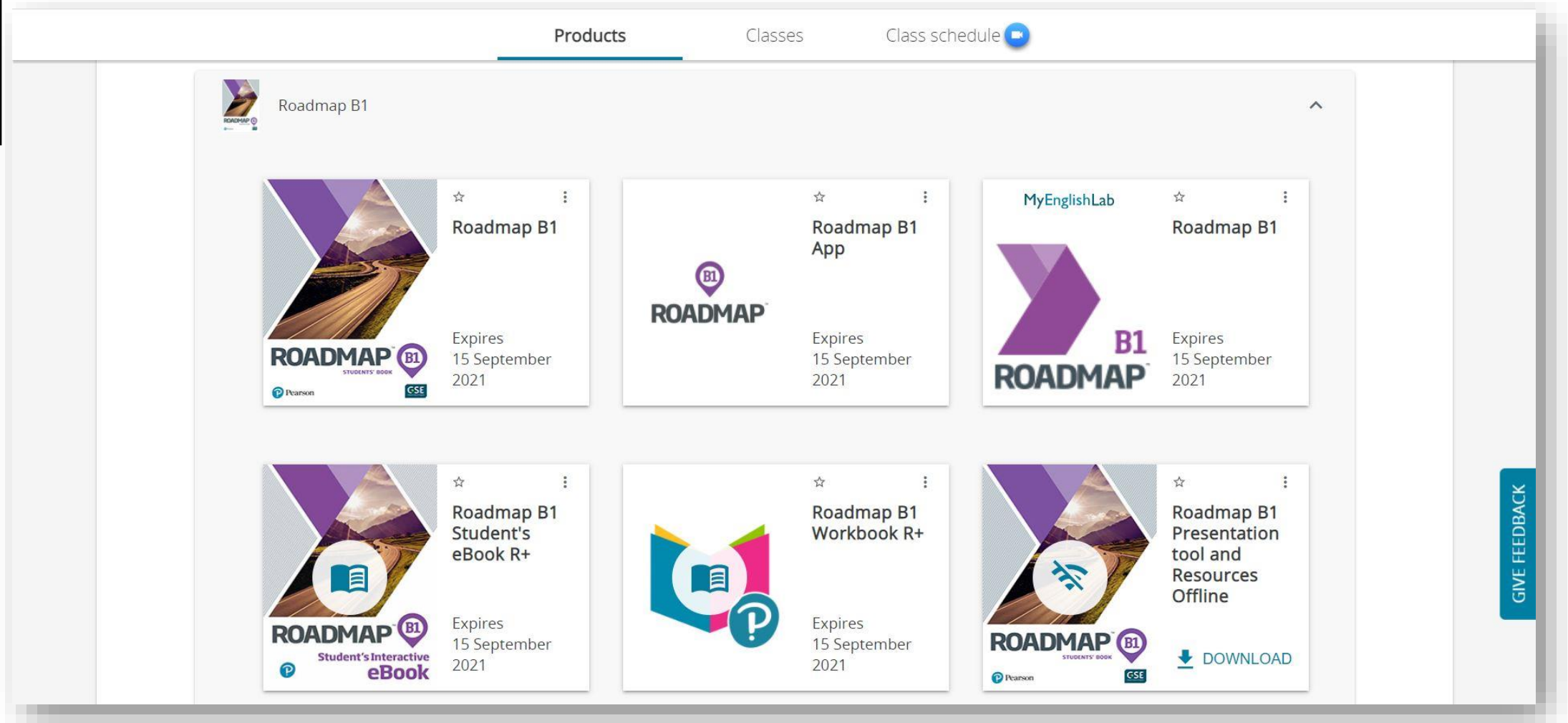
Dashboard reorganisation



Each course shows the components grouped by level

 Click on an arrow beside a level to view the components for that level (see next page)

Dashboard reorganisation



The level view shows all the components for that level that you have access to.

Add to favourites | Dashboard reorganisation


The screenshot shows a dashboard with a navigation bar at the top containing 'Products', 'Classes', and 'Class schedule'. The main content area displays a grid of product cards. A green box highlights a dropdown menu that appears when clicking the three dots on a card. The menu contains two options: 'Add to favourites' (with a star icon) and 'Hide from view' (with an eye icon). The cards shown include 'Roadmap B1' (with a star icon), 'Roadmap B1 App', 'MyEnglishLab Roadmap B1', 'Roadmap B1 Student's eBook R+', 'Roadmap B1 Workbook R+', and 'Roadmap B1 Presentation tool and Resources Offline'. Each card also shows an expiration date of 'Expires 15 September 2021'. A 'GIVE FEEDBACK' button is visible on the right side of the dashboard.

You can organise the components you see.

 Click on the three dots beside a component to *Add to favourites* or *Hide from view*

The screenshot shows a dashboard interface with a top navigation bar containing 'Products', 'Classes', and 'Class schedule'. The 'Products' section is active, displaying a 'Favourites' list. Three product cards are shown, each with a yellow star icon in its top right corner. The first card is 'Market Leader Intermediate Extra 3rd Edition', the second is 'Practice Tests Plus B1 Preliminary - With Key', and the third is 'Roadmap B1'. Below these cards, there are two summary rows: 'Market Leader' with 15 components and 'Practice Tests Plus' with 15 components. A vertical 'GIVE FEEDBACK' button is located on the right side of the dashboard.

Components you add to favourites appear at the top of the dashboard for easy navigation


-  Favourite components are marked with a yellow star. You can click the star as a short cut to favourite/unfavourite a component

Hide from view | Dashboard reorganisation

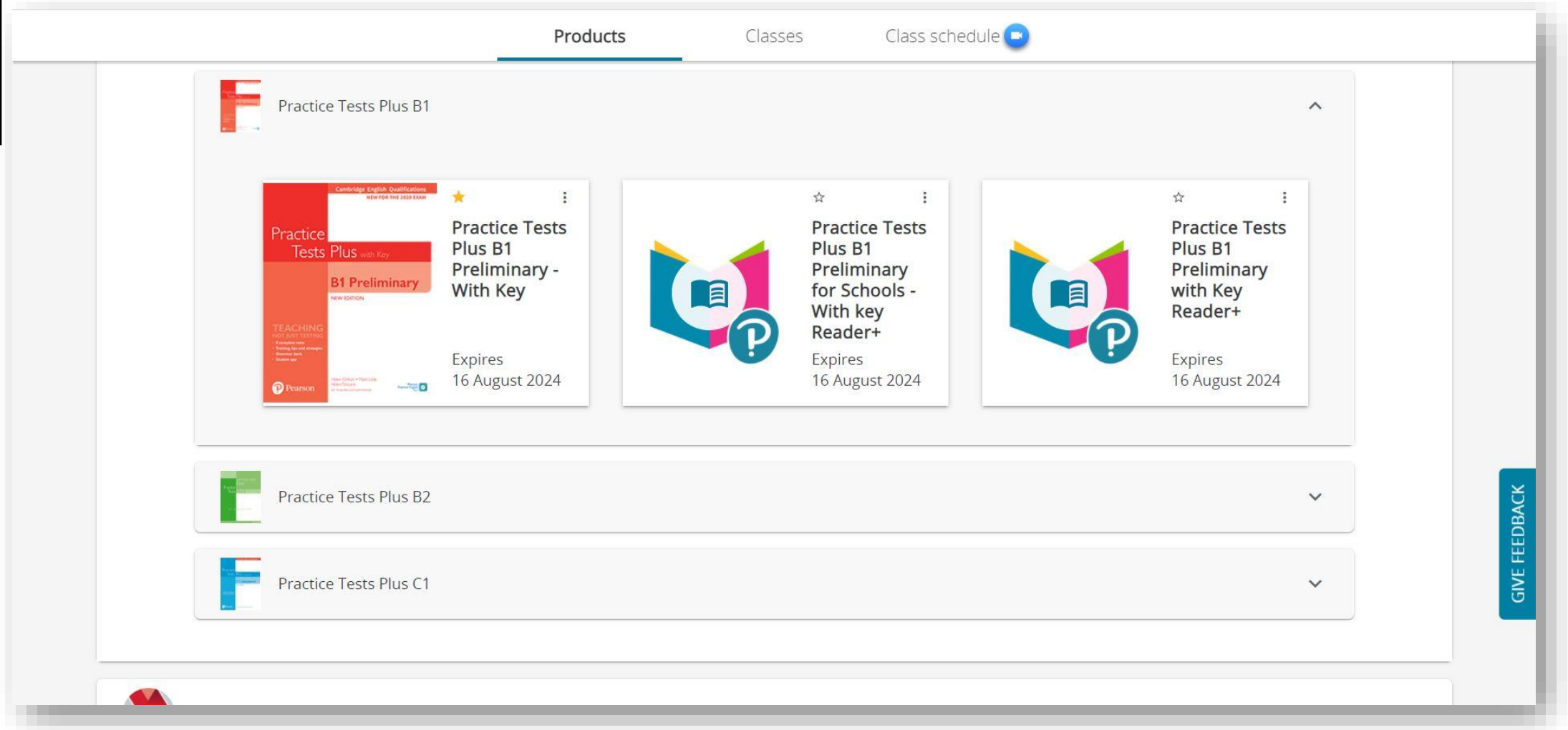
The screenshot displays a dashboard interface with a top navigation bar containing 'Products', 'Classes', and 'Class schedule' (with a blue notification bubble). The main content area is titled 'Practice Tests Plus B1' and contains six course component cards arranged in a 2x3 grid. Each card features a book cover image, a title, and an expiration date of 'Expires 16 August 2024'. Green boxes highlight the three-dot menu icon in the top right corner of each card. The components are:

- Practice Tests Plus B1 Preliminary - With Key
- Practice Tests Plus B1 Preliminary App
- Practice Tests Plus B1 Preliminary for schools - With key
- Practice Tests Plus B1 Preliminary (MyEnglishLab)
- Practice Tests Plus B1 Preliminary for Schools - With key Reader+
- Practice Tests Plus B1 Preliminary with Key Reader+

A vertical blue button labeled 'GIVE FEEDBACK' is located on the right side of the dashboard.

 Open a course, a level and click on the three dots beside a component to Hide the component

Hide from view | Dashboard reorganisation



Hidden components no longer show in the Active list of components

The screenshot shows the Pearson Holmes University dashboard. At the top, there's a navigation bar with the Pearson logo, 'Dashboard' (selected), 'Settings', 'Notifications', 'English', 'Help', and 'Sign out'. Below this is a large teal banner with 'Holmes University' and 'Hi, Richard. What would you like to do?'. Under the banner are tabs for 'Products', 'Classes', and 'Class schedule'. The 'Products' tab is active, showing a 'Favourites' section with three items: 'Market Leader Intermediate Extra 3rd Edition', 'Practice Tests Plus B1 Preliminary - With Key', and 'Roadmap B1'. A green box highlights a menu on the right with 'ACTIVE', 'EXPIRED', and 'HIDDEN' options. A 'GIVE FEEDBACK' button is also visible on the right.

- ☐ You can view the components you have hidden by clicking the menu on the right below the top navigation to access the Hidden view.

The screenshot shows a dashboard interface with a top navigation bar containing 'Products', 'Classes', and 'Class schedule'. The 'Products' tab is selected. Below the navigation bar, the 'Products' section is displayed with a 'HIDDEN' filter dropdown. A container labeled 'Practice Tests Plus' with a '3 components' indicator shows three product cards. Each card has a green box highlighting a three-dot menu icon in the top right corner. The cards are: 'Practice Tests Plus B1 Preliminary App' (expires 16 August 2024), 'Practice Tests Plus B1 Preliminary for schools - With key' (expires 16 August 2024), and 'Practice Tests Plus B1 Preliminary' (expires 16 August 2024). At the bottom of the products section is a '+ ADD A PRODUCT' button. A vertical 'GIVE FEEDBACK' button is on the right side of the dashboard.

The Hidden view shows the components you have hidden.

 You can un-hide your components by clicking on the three dots and making them active



Pearson