

Global Scale of English Teacher Toolkit

USER GUIDE

CONTENTS

What is the GSE Teacher Toolkit?	1
HOW TO SEARCH	2
Searching for GSE Learning Objectives	2
Searching for job roles linked to GSE Learning Objectives	3
Searching for GSE Grammar	4
Searching for GSE Vocabulary	5
UNDERSTANDING & DOWNLOADING THE RESULTS	7

What is the GSE Teacher Toolkit?

The GSE Teacher Toolkit gives you fast access to GSE Learning Objectives, grammar and vocabulary to help you plan lessons at the right level for your students. It contains:

- Over 1,800 GSE Learning Objectives: search by learner type, skill or CEFR/GSE level
- Over 450 GSE Grammar Objectives: search by grammatical category, structure or CEFR/GSE level
- Over 36,000 Vocabulary word meanings: search by topic, grammatical category or CEFR/GSE level
- Over 200 jobs linked to GSE Learning Objectives: search by job family or occupation

The GSE Teacher Toolkit can help you:

- Plan your curriculum
- Plan lessons
- Create assessments and learning materials that are at the right level
- Understand what your students should be learning at each CEFR/GSE level
- Align your existing materials to the GSE Learning Objectives
- Create admin reports
- Give feedback to students and parents

Want advice on how the Teacher Toolkit can help you audit your curriculum? Try our interactive guide:english.com/gse-teacher-toolkit-guide

HOW TO SEARCH

Searching for GSE Learning Objectives

Use one or more of the search fields to find what you are looking for.

Who (obligatory): First select who you are teaching:

- Adult learners of general English
- Learners of Academic English
- Learners of Professional English
- Young Learners (age 6-14)


Skill (optional): Select the skill you are interested in

- Language Skills (all audiences)
 - Reading, Writing, *etc.*
- Communicative Categories (Adult learners only)
 - Comprehension, Strategies, *etc.*
- Business Skills (Profession learners only)
 - Meetings, Presentations, *etc.*

Leave these fields blank to search within all the skills.

Level (optional): Select the ability level of your class using the slider. The slider shows both the CEFR (at the top) and the Global Scale of English (at the bottom)

Choose GSE / CEFR Level



Drag the arrows to select a specific range, or leave the default setting to search across all the levels.

Open-search (optional): You can also enter a specific search term into the text field. For example, if you want to see all the GSE Learning Objectives about emails, type **email** into the box.



Use Boolean search terms (AND, OR, "...", NOT) in the text field to create advanced searches, e.g. **email OR letter**.

Show results

Click [Show results](#). You can change the search criteria at any point, but remember to click again to update the results.

Who are you teaching?

Choose Learner

Academic Learner

Adult Learner

Professional Learner

Young Learner

Choose Skill

Language Skills

Listening

Communicative Categories

Reading

Business Skills

Speaking

Writing

Searching for job roles linked to GSE Learning Objectives

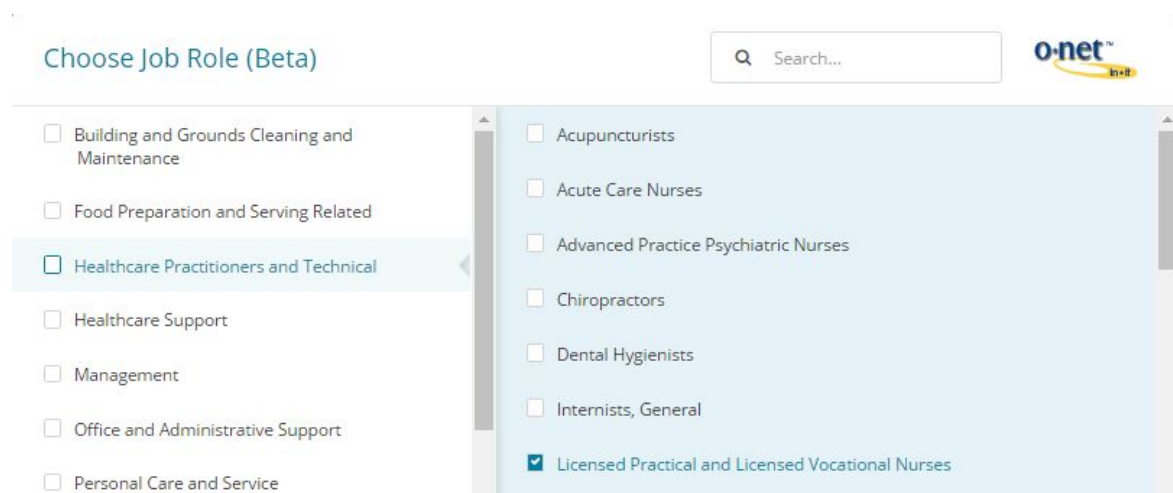
GSE Learning Objectives for Professional Learners have been matched to job descriptions from the O*NET¹ database to identify the language skills needed for specific professions and job roles.

- Select Learners of Professional English from the 'Choose Learner' drop-down
- Click on 'Choose Job Role'
- Browse the list of job families and jobs to find the one you are looking for
- You can also search for a job by typing in the search box


Who are you teaching? 

Professional Learners 

 Choose Job Role 



- You can search for a whole job family, e.g. 'Management' or you can narrow down your search to look at specific jobs, e.g. 'Chief Executive' and 'Finance manager'
- You can select two or more categories at the same level, (e.g. Management + Legal [job families] or Chief Executive + Finance manager [jobs])
- When you've chosen a job family or job role click 'Choose'

- Click  to see all the GSE Learning Objectives relevant for that job family/job role. You can change the search criteria at any point, but remember to click again to update the results.

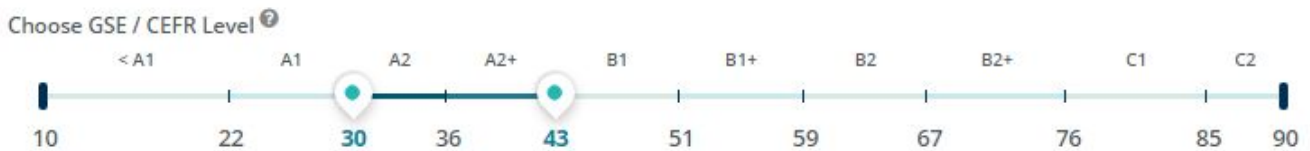
¹ O*NET™ is a trademark of the U.S. Department of Labor, Employment and Training Administration. For more information visit www.onetonline.org

Searching for GSE Grammar

Use one or more of the search fields to find what you are looking for.

Who: Only General Adult is available at the moment.

Level (optional): Select the ability level of your class using the slider. The slider shows both the CEFR (at the top) and the Global Scale of English (at the bottom)



You can select a specific range, or leave the default setting to search across all the levels.

Grammatical Category (optional): Select the specific grammatical category you are looking for.

There are two levels of category to choose from. For example, you can select all of the category *Adjectives* or you could drill down to the specific sub-category *Comparison*.

You can select more than one category at the same level (e.g. *Adjectives* and *Adverbs* [categories] or *Order* and *Position* [sub-categories]).

Or you can leave this field blank to search within all categories.

Choose Grammatical Category(s)

Open-search (optional): You can also enter a specific search term into the text field. For example if you want to see GSE Learning Objectives about the future perfect tense, type **future perfect** into the box.



Use Boolean search terms (AND, OR, "...", NOT) in the text field to create advanced searches, e.g. **irregular AND superlative**.

Show results

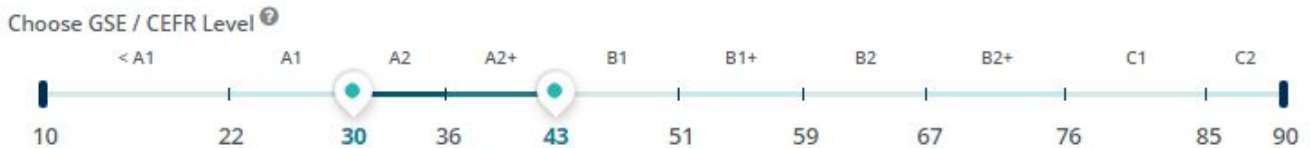
Click [Show results](#). You can change the search criteria at any point, but remember to click again to update the results.

Searching for GSE Vocabulary

Use one or more of the search fields to find what you are looking for.

Who: Only General Adult is available at the moment.

Level (optional): Select the ability level of your class using the slider. The slider shows both the CEFR (at the top) and the Global Scale of English (at the bottom)




You can select a specific range, or leave the default setting to search across all the levels.

Topic (optional): Select the topic you are looking for. There are 2 or 3 levels of topic and sub-topic. For example, you could select all of the topic *Business, industry and the economy* or you can drill down to select a specific sub-topic, such as *Banking* and then *Borrowing & lending*.

Choose Topic Q Search...

- Body and health
- Business, industry, and the economy
- Clothes, fashion, and beauty
- Countries, cities, towns, and public places
- Cultures, customs, religion, and traditions


- Advertising and branding
- Banking ^
 - Banking people and places
 - Borrowing and lending
 - Investment

 If you can't find what you're looking for, type a topic into the search box.

Choose Topic Q clothes

Exit Search Mode Matches found: 9

- Clothes, fashion, and beauty
- Clothes, fashion, and beauty > Describing clothes
- Clothes, fashion, and beauty > Describing clothes > Design and features of clothes
- Clothes, fashion, and beauty > Care of clothes

 You can select two or more categories at the same level, (e.g. *Business, industry & the economy* + *Clothes, fashion, and beauty* [topics] or *Describing clothes* + *Care of clothes* [subtopics]).



Look at Topics starting with "Ways of" to find functional phrases.

<input type="checkbox"/> Shopping, money, and personal finance	<input type="checkbox"/> Adding something
<input type="checkbox"/> Space and location	<input type="checkbox"/> Answering a call
<input type="checkbox"/> Sports, hobbies, and interests	<input type="checkbox"/> Asking for clarification, repetition
<input type="checkbox"/> Time and speed	<input type="checkbox"/> Asking for confirmation
<input checked="" type="checkbox"/> Ways of expressing feelings, wishes, attitudes, and opinions	<input type="checkbox"/> Changing the subject
<input checked="" type="checkbox"/> Ways of expressing obligation, necessity and probability	<input type="checkbox"/> Checking understanding
<input checked="" type="checkbox"/> Ways of interacting with other people	<input type="checkbox"/> Comparing and contrasting
<input checked="" type="checkbox"/> Ways of organizing discourse	<input type="checkbox"/> Conceding
<input type="checkbox"/> Workplace and jobs	<input type="checkbox"/> Correcting yourself
	<input type="checkbox"/> Emphasizing

Choose Grammatical Category(s)

- adjective
- adverb
- conjunction
- determiner
- interjection

Grammatical Category (optional): Select a specific part of speech you want to find, e.g. Nouns.

You can select more than one, or you can leave this field blank to search within all parts of speech.

Open-search (optional): You can also enter a specific word or phrase into the text field. For example, if you want to find the CEFR/GSE level for the different meanings of the word 'ball' then type **ball** in the text field.



Use Boolean search terms (AND, OR, "...", NOT) in the text field to create advanced searches, e.g. **"ball"** to get an exact match (rather than all words starting with the letters 'ball' such as 'ballroom' or 'ballerina')



Click . You can change the search criteria at any point, but remember to click again to update the results.

UNDERSTANDING & DOWNLOADING THE RESULTS

After you click search, you'll see how many results were found.

Search results 19



At the bottom, you'll see page numbering to move between pages of results.

Your search results are shown in a table format.

Search results 103 Download results as PDF

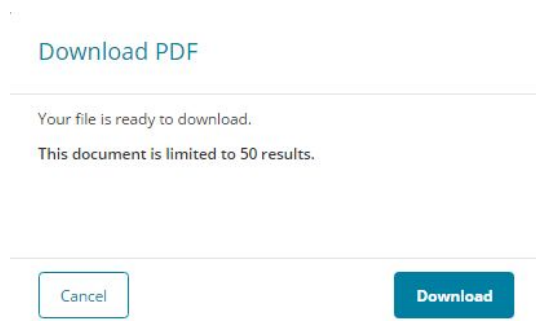
LEARNING OBJECTIVES	SKILL	GSE ▲	CEFR	
Can end a simple phone call to family or friends using basic informal fixed expressions. ©	Speaking	30	A2 (30-35)	▼
Can describe a person's hobbies and activities using simple language. ©	Speaking	30	A2 (30-35)	▼
Can make requests related to immediate needs using basic fixed expressions. ©	Speaking	30	A2 (30-35)	▼
Can give a short description of their home, family and job, given some help with vocabulary. ©	Speaking	30	A2 (30-35)	▼
Can ask for repetition and clarification when they don't understand, using basic fixed expressions. ©	Speaking	30	A2 (30-35)	▼
Can initiate and respond to simple statements on very familiar topics. ©	Speaking	30	A2 (30-35)	▼

Order: Your results are ordered by GSE value from the highest to the lowest. Click on the column heading to re-order from highest to lowest. You can also click on the column heading for Learning Objectives to order them alphabetically.

Additional information: Click on the down arrow  to reveal additional information, including:


- Learning Objectives - linked Grammar objectives
- Grammar - structure, examples, linked learning objectives
- Vocabulary - definition, example sentence, full topic information, collocations.

Download your results: Click on the 'Download results' button. When the file is ready, click on download. The pdf file contains your search results in the same order they appeared onscreen. You'll also see a QR code - use this with a QR scanner app and it will bring up the full list of search results on your mobile device.



Note that if your search is large, only the first 50 results will be exported.

Links between Learning Objectives and Grammar: Once you have found the Learning

Objective you want to teach, click on the additional information arrow . There you can also see any related Grammar points that learners might need to perform that particular language function.






Can make requests related to immediate needs using basic fixed expressions. © Speaking 30 A2 (30-35)

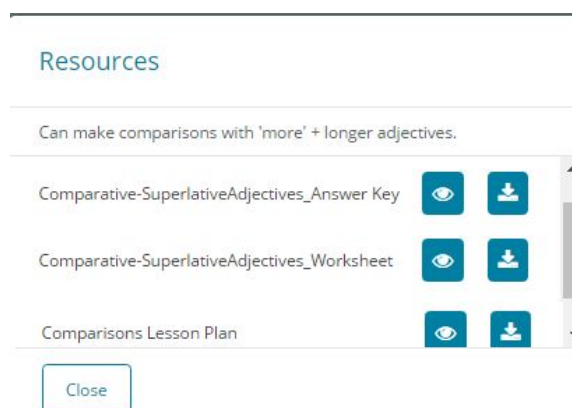
RELATED GRAMMAR
Can make basic polite requests with 'could'.
Can make polite requests with 'would you' + verbs in the infinitive.

[Show more](#)

Similarly in the Grammar section, you can see which Learning Objectives are associated with a particular grammar point.







Grammar resources: An icon  is displayed when there are teaching resources available. Click on the icon to show the list. You can view each resource in a new

webpage by clicking on the  symbol, or you can download  the resource.



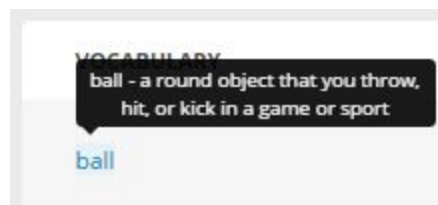
Resources

Can make comparisons with 'more' + longer adjectives.

Comparative-SuperlativeAdjectives_Answer Key		
Comparative-SuperlativeAdjectives_Worksheet		
Comparisons Lesson Plan		

[Close](#)

Vocabulary definitions: To find the definition of a word, hover over the word.



VOCABULARY

ball - a round object that you throw, hit, or kick in a game or sport

ball



Each meaning of a word has been given a GSE value. For example, 'ball' - *a round object that you throw, hit, or kick in a game or sport* is introduced early on and given a GSE value of 24, whereas 'ball' meaning *the rounded part at the base of the toes or at the base of the thumb* is much higher and given a GSE value of 73.

Collocations: These appear in order of frequency, from most frequent to least frequent. Click 'show more' to reveal the full list.



ball Sports, hobbies, and interests noun 18 <A1

DEFINITION
a round object that you throw, hit, or kick in a game or sport

COLLOCATIONS
get the ball
hit a ball
throw a ball
kick a ball
[Show more](#)

Need more help? Visit the GSE Teacher Toolkit help-centre for videos, tips and more!
english.com/GSE/teacher-toolkit