

## Getting Acquainted

## COMMUNICATION GOALS

- 1 Meet someone new.
- 2 Identify and describe people.
- 3 Provide personal information.
- 4 Introduce someone to a group.

## PREVIEW

## English and You!

Why are you learning English?
☐ for business

☐ for travel

☐ for my studies

☐ to get to know people who don't speak my language

☐ other: .....

## Did You Know?

There are 2 billion (2,000,000,000) English speakers around the world. Fewer than twenty percent (20%) are native speakers of English.

Please complete the form.

Title: ☐ Mr. ☐ Mrs. ☐ Ms. ☐ Miss

Last/Family Name

First/Given Name

Nationality

Occupation

**A PAIR WORK** Why are you learning English? Compare reasons with a partner.

**B CLASS SURVEY** How many students in your class are studying English . . .

..... for business?

..... for their studies?

..... (other reasons)

..... for travel?

..... to get to know people?

**C** ▶ 1:02 **PHOTO STORY** Read and listen to people getting acquainted.



**Susan:** I'll bet this is your dad.

**Cara:** Yes, it is. Dad, I'd like you to meet my friend, Susan Grant.

**Sam:** It's a pleasure to meet you, Susan. Samuel Pike.

**Susan:** Great to meet you, too. But please, everyone calls me by my nickname, Suzy.



**Sam:** And just call me Sam. So, what do you do, Suzy?

**Susan:** I'm a photographer . . . Oh, I'm sorry. There's my husband . . . Ted, over here!



**Ted:** Sorry I'm late.

**Susan:** Ted, this is Cara's dad.

**Ted:** Oh, how nice to meet you, Mr. Pike!

**Sam:** Likewise. But please call me Sam.

**D FOCUS ON LANGUAGE** Look at the underlined expressions in the Photo Story. With a partner, find:

- 1 two ways to introduce people.
- 2 three ways to greet new people.
- 3 three ways to tell others they can be informal.

▶ 1:03 **Formal titles**

Men	Women
Mr.	Ms. (married or single)
	Mrs. (married)
	Miss (single)

Use titles with family names, not given names.

Ms. Grant NOT ~~Ms. Suzy~~

**Marital status**

married =

single =

**SPEAKING**

**A** Complete your response to each person. Write the correct formal titles.

Nice to meet you.



GIVEN NAME Marc  
FAMILY NAME Anthony  
OCCUPATION singer

- 1 Good to meet you, too, ..... !  
(Mr. Marc / Mr. Anthony / Ms. Anthony)

Good to meet you.



GIVEN NAME Jennifer  
FAMILY NAME Lawrence  
OCCUPATION actor

- 2 Nice to meet you, too, ..... !  
(Ms. Lawrence / Ms. Jennifer / Mr. Lawrence)

**B ROLE PLAY** Imagine your partner is a famous person. Introduce your partner to the class. Use formal titles.

“ I'd like you to meet Bradley Cooper. Mr. Cooper is an actor. ”

## CONVERSATION MODEL

**A** ▶ 1:04 Read and listen to people meeting someone new.

A: Who's that?

B: Over there? I think she's new.

A: Well, let's say hello.

...

B: Good morning. I'm Alex, and this is Lauren.

C: Hi. My name's Kathryn Gao. But everyone calls me Kate.

A: Great to meet you, Kate. Where are you from?

C: New York.

**B** ▶ 1:05 RHYTHM AND INTONATION

Listen again and repeat. Then practice the Conversation Model with a partner.

GRAMMAR Information questions with be: Review

**Who's** Ms. Nieto?

**Who are** they?

**Where's** she from?

**What city are** you from?

**What's** your occupation?

**What's** his e-mail address?

**What are** their names?

**How old is** your brother?

**How old are** they?

She's my teacher.

They're my classmates.

She's from Seoul, Korea.

We're from Los Angeles.

I'm an engineer.

It's ted@kr.com [say "ted at k-r-dot-com"].

Andrea and Steven.

He's twenty-six.

She's twelve, and her little sister is eight.

**Who's** = Who is  
**Where's** = Where is  
**What's** = What is

## Contractions

**I'm** = I am

**he's** = he is

**she's** = she is

**it's** = it is

**you're** = you are

**we're** = we are

**they're** = they are

## GRAMMAR BOOSTER p. 123

- Information questions with be: usage and form
- Possessive nouns and adjectives

**A GRAMMAR PRACTICE** Complete the conversations. Use contractions of the verb be when possible.

1 A: ..... that over there?

B: Oh, that's Hasna. .... from Lebanon.

A: ..... she? She looks very young.

B: I think ..... twenty-five.

2 A: Your new neighbor's good-looking!

..... his name?

B: His name's Francisco.

A: ..... he from?

B: El Salvador.



3 A: ..... they?  
 B: I think ..... new students.  
 A: ..... their names?  
 B: Evan and Kim.

4 A: It was nice to meet your brothers.  
 ..... they?  
 B: Greg's only fourteen. But my older brother,  
 David, is twenty-eight.  
 A: ..... David's occupation?  
 B: ..... a lawyer.

5 A: I'll call you sometime. .... your  
 phone number?  
 B: ..... 555-0296. .... yours?  
 A: 555-8747.

6 A: ..... your e-mail address?  
 I'll send you a note.  
 B: ..... choi23@kr.com.  
 A: K - r - dot - com? That's interesting.  
 ..... you from?  
 B: Busan, Korea. I'm here on business.

**B GRAMMAR PRACTICE** Write at least four information questions for your partner.  
 Begin each question with a capital letter and end with a question mark.

#### Ideas

Who ... ?  
 What ... ?  
 Where ... ?  
 How old ... ?

What's your phone number?

**C PAIR WORK** Now ask your questions, and answer your partner's questions.



## NOW YOU CAN Meet someone new

**A CONVERSATION ACTIVATOR** With two partners, personalize the Conversation Model. Imagine one of you is new to your school, office, or neighborhood. Meet that person. Then change roles.

A: Who ..... ?  
 B: Over there? I think ..... new.  
 A: Well, let's say hello.  
 ...

B: ..... I'm ..... , and this is .....

C: ..... My name's .....

A: ..... Where are you from?

C: .....

### DON'T STOP!

#### Ask more questions.

What city are you from?  
 What's your occupation?  
 Who's your teacher?



### RECYCLE THIS LANGUAGE.

#### Introduce people

This is \_\_\_\_.  
 I'd like you to meet \_\_\_\_.

#### Greet new people

Great to meet you.  
 How nice to meet you!  
 It's a pleasure to meet you.

#### Shift to informality

Everyone calls me \_\_\_\_.  
 Please call me \_\_\_\_.  
 Just call me \_\_\_\_.

**B CHANGE PARTNERS** Practice the conversation again.  
 Meet other people.



**GRAMMAR** Modification with adjectives: Review

Adjectives describe nouns and pronouns. They can go after the verb **be** or before a noun.

Usain Bolt is **terrific**. He's a **terrific athlete** from Jamaica.

Tony Leung and Gong Li are **famous**. They're **famous actors** from China. They're **wonderful**.

Use an article before an adjective that modifies a singular noun.

He's **a** great musician. NOT ~~He's great musician.~~

## ▶ 1:06 Positive adjectives

beautiful  
famous  
fantastic  
great

handsome  
terrific  
wonderful

**A GRAMMAR PRACTICE** Combine each pair of sentences.

- Chris Pine is an actor from the U.S. He's handsome.
- Emeli Sandé is a singer from the U.K. She's fantastic.
- Cheng Fei and Yao Jinnan are athletes from China. They're terrific.
- Sebastião Salgado is a photographer from Brazil. He's great.
- Alice Munro is a writer from Canada. She's famous.

*Chris Pine is a handsome actor from the U.S.*

**B** Now write three sentences about other famous people. Use an adjective before a noun.**CONVERSATION MODEL****A** ▶ 1:07 Read and listen to someone identify and describe a person.

A: Hey. Who's Lucia Micarelli?

B: You don't know? For real?

A: No. Is she famous?

B: She sure is. She's a great musician.

A: Where's she from?

B: The United States.

**B** ▶ 1:08 **RHYTHM AND INTONATION** Listen again and repeat. Then practice the Conversation Model with a partner.**GRAMMAR** Yes / no questions and short answers with be: Review

**Are** you our teacher?

Yes, I **am**.

No, I **'m not**.

**Is** she Chinese?

Yes, she **is**.

No, she **isn't**. [No, she's **not**.]

**Is** your nickname Josh?

Yes, it **is**.

No, it **isn't**. [No, it's **not**.]

**Are** you and Tom students?

Yes, we **are**.

No, we **aren't**. [No, we're **not**.]

**Are** they famous?

Yes, they **are**.

No, they **aren't**. [No, they're **not**.]

**Be careful!**

Yes, I am. NOT ~~Yes, I'm.~~

Yes, she is. NOT ~~Yes, she's.~~

**GRAMMAR BOOSTER** p. 124

- Verb **be**: usage and form
- Short answers with **be**: common errors

**A FIND THE GRAMMAR** Find and underline two information questions and one yes / no question with be in the Conversation Model on page 6.

**B GRAMMAR PRACTICE** Complete the questions and answers. Use contractions when possible.

1 A: ..... your father a teacher?

B: Yes, .....

2 A: ..... your son an athlete?

B: No, ..... an artist.

3 A: ..... this your new address?

B: Yes, .....

4 A: Who ..... those new students?

..... from Canada?

B: No, ..... I think .....  
from the U.K.

5 A: That's a nice hat! ..... new?

B: No, .....

6 A: ..... you a musician?

B: Yes, ..... a violinist.

DIGITAL  
MORE  
EXERCISES

DIGITAL  
VIDEO  
COACH

**PRONUNCIATION** *Intonation of questions*

**A** ▶ 1:09 Use rising intonation in yes / no questions. Use falling intonation in information questions. Read and listen. Then listen again and repeat.

**Yes / no questions**

Is she an architect?

Are they from Canada?

**Information questions**

What's her occupation?

Where are they from?

**B PAIR WORK** Write three yes / no questions and three information questions with be. Begin each question with a capital letter and end with a question mark. Then take turns practicing question intonation.

## NOW YOU CAN Identify and describe people

**A** Look at the famous people. Add information about a famous person you know.

**B CONVERSATION ACTIVATOR** With a partner, change the Conversation Model. Practice identifying and describing famous people. Use an adjective from the Grammar on page 6. Then change roles.

A: Hey. Who's ..... ?

B: You don't know? For real?

A: No. Is ..... famous?

B: ..... sure is. ....'s a .....

A: Where ..... from?

B: .....

**C CHANGE PARTNERS** Practice the conversation again. Talk about other famous people. Use other adjectives.



**Javier Bardem**  
actor (Spain)



**Jeanne Gang**  
architect (U.S.)



**Angélique Kidjo**  
singer (Benin)

**Your own famous person**

first name .....

last name .....

occupation .....

country .....

adjective to describe the person .....

DIGITAL  
VIDEO

## BEFORE YOU LISTEN

DIGITAL  
FLASH  
CARDS

## A ▶ 1:10 VOCABULARY • Personal information

Read and listen. Then listen again and repeat.

**nationality** He's originally from India, but his **nationality** is Canadian. He has a Canadian passport.

**birthplace** I'm from Mexico City, but it isn't my **birthplace**. I was born in a beautiful small town called Patzcuaro.

**hometown** She was born in Seoul, but her **hometown** is Busan. She grew up there.

## ▶ 1:11 Countries and nationalities

Country	Nationality
I'm from <b>Japan</b> .	I'm <b>Japanese</b> .
She's from <b>China</b> .	She's <b>Chinese</b> .
She's from <b>Canada</b> .	She's <b>Canadian</b> .
They're from <b>Argentina</b> .	They're <b>Argentinean</b> .
He's from the <b>U.K.</b>	He's <b>British</b> .
We're from <b>Turkey</b> .	We're <b>Turkish</b> .

See page 122 for a more complete list.

## B PAIR WORK Ask your partner questions, using the Vocabulary.

“ What's your birthplace? ”

## LISTENING COMPREHENSION

A ▶ 1:12 LISTEN FOR DETAILS Listen to each conversation and write each person's nationality and occupation. Then check yes or no to indicate whether the person has a nickname.

	Nationality	Occupation	Nickname?	
1			<input type="checkbox"/> yes	<input type="checkbox"/> no
2			<input type="checkbox"/> yes	<input type="checkbox"/> no
3			<input type="checkbox"/> yes	<input type="checkbox"/> no
4			<input type="checkbox"/> yes	<input type="checkbox"/> no



a computer programmer



an interpreter



a graphic designer



a salesperson

## B ▶ 1:13 LISTEN TO INFER Now listen to each conversation again and complete each statement.

- He grew up in .....  
a Ankara   b London   c Izmir
- Her birthplace is .....  
a Osaka   b Tokyo   c Seoul
- She's originally from .....  
a Buenos Aires   b Montevideo   c Santiago
- His hometown is .....  
a Chicago   b Toronto   c New York



## NOW YOU CAN Provide personal information

### INFORMATION GAP

**Partner A:** Look at the top of the page.

**Partner B:** Turn your book and look at the bottom of the page.


Ask information questions with be and write the missing personal information.

### PARTNER A

If you don't understand, ask:  
Could you repeat that?  
How do you spell that?



**Name:** Gordon Graham  
**Nickname:** Gordy  
**Occupation:** .....  
**Nationality:** Australian  
**Hometown:** Canberra  
**Birthplace:** .....  
**Age:** .....  
**E-mail:** gordyg@umail.com.au



**Name:** .....  
**Nickname:** .....  
**Occupation:** salesperson  
**Nationality:** .....  
**Age:** 36  
**Hometown:** .....  
**E-mail:** beto.wilson@vmail.com.cl




**Name:** .....  
**Occupation:** scientist  
**Age:** .....  
**Nationality:** Japanese  
**Hometown:** Osaka  
**E-mail:** .....




**Name:** Claire Beti  
**Occupation:** .....  
**Age:** 24  
**Nationality:** .....  
**Hometown:** .....  
**Birthplace:** Cameroon  
**E-mail:** claire.pokou@inet.com.fr




**Name:** .....  
**Occupation:** writer  
**Age:** .....  
**Nationality:** French  
**Hometown:** Paris  
**Birthplace:** .....  
**E-mail:** .....



**Name:** Miya Kato  
**Occupation:** .....  
**Age:** 30  
**Nationality:** .....  
**Hometown:** .....  
**E-mail:** mkato@unet.com.jp



**Name:** Alberto Wilson  
**Nickname:** Beto  
**Occupation:** .....  
**Nationality:** Chilean  
**Age:** .....  
**Hometown:** Santiago  
**E-mail:** .....



**Name:** .....  
**Nickname:** architect  
**Nationality:** .....  
**Hometown:** .....  
**Birthplace:** Sydney  
**Age:** 24  
**E-mail:** .....

### PARTNER B

If you don't understand, ask:  
Could you repeat that?  
How do you spell that?

**BEFORE YOU READ**

- A WARM-UP** In your life, where do you see or hear English?
- B PREVIEW** Before you read, search for the word English in the article. Then answer this question: How does each person use English?

**READING** ▶ 1:14

## Who Uses English?



**THIS IS MITSUHIRO TANAKA**, a computer programmer at an international publishing company in Japan. He is originally from Sendai, but he works at his company's offices in Tokyo now, where he lives with his wife, Tomiko, and their young son, Hiro. "English is very important in our work. We use it to communicate with colleagues who speak many different languages at our offices all over the world," says Mr. Tanaka. "We also get visitors several times each year, so we use English for our meetings." At home, Mr. Tanaka gets new ideas about computing from websites in English on the Internet. He also uses his English in social media to keep in touch with friends all over the world.



**MEET LETICIA MARQUES**. She works as a financial manager for a Swedish automotive company in Curitiba, Brazil, where she was born and raised. She is single and lives with her parents. "I use English every day," Ms. Marques says. "We use it in most of our e-mails and meetings and for calls to Sweden, the U.S., and France." In her free time, she likes to watch movies in English. "It's good for my pronunciation," she says.



**THIS IS HAMZA ITANI**, an executive assistant at a four-star hotel in Dubai, in the United Arab Emirates. Mr. Itani lives in Dubai now, but his hometown is the city of Beirut, in Lebanon. At his job in Dubai, he uses English every day. Business travelers and tourists from many different countries stay at the hotel, and English is the most common language they communicate in. "Sometimes our guests need a tour guide, and, if I'm not too busy, I use the opportunity to practice my English." When he's not at work, Mr. Itani enjoys watching English-language TV. "It helps me a lot!" he says. Mr. Itani is married and has a one-year-old son.

**Source:** Authentic interviews of real people



**A INFER INFORMATION** Check all possible answers, according to the article.


- 1 Mr. Tanaka uses English . . .
  - ☐ to teach classes.
  - ☐ to watch TV.
  - ☐ with colleagues.
  - ☐ to use the Internet.
- 2 Ms. Marques uses English at work . . .
  - ☐ in e-mails.
  - ☐ in international phone calls.
  - ☐ in meetings.
  - ☐ in phone calls to other cities in Brazil.
- 3 Mr. Itani probably uses English with hotel guests from . . .
  - ☐ Canada.
  - ☐ Lebanon.
  - ☐ Brazil.
  - ☐ China.

**B SCAN FOR FACTS** Complete the information about the people.

	Mr. Tanaka	Ms. Marques	Mr. Itani
Occupation			
Lives in . . .			
Hometown			
Married?	<input type="checkbox"/> yes <input type="checkbox"/> no	<input type="checkbox"/> yes <input type="checkbox"/> no	<input type="checkbox"/> yes <input type="checkbox"/> no

## NOW YOU CAN Introduce someone to a group

**A** Read the information about each person. Then complete the two introductions.



**Name:** Victoria Wang  
**Nickname:** Vicky  
**Occupation:** photographer  
**Hometown:** Wuhan, China  
**Birthplace:** (same)  
**Age:** 22  
**Favorite actor:** Will Smith  
**Favorite sport:** tennis  
**Other:** lives in Shanghai

This is \_\_\_\_\_, but everyone calls her \_\_\_\_\_ . She's \_\_\_\_\_ years old, and she's a \_\_\_\_\_ . Ms. \_\_\_\_\_ lives in \_\_\_\_\_, but she is originally from a city called \_\_\_\_\_ . Her favorite actor is \_\_\_\_\_, and her favorite sport is \_\_\_\_\_ .



**Name:** Enrique Cruz  
**Nickname:** Kiki  
**Occupation:** pilot  
**Hometown:** Veracruz, Mexico  
**Birthplace:** Granada, Spain  
**Age:** 41  
**Favorite actor:** Matt Damon  
**Favorite sport:** soccer  
**Other:** lives in Monterrey, Mexico

Meet \_\_\_\_\_. He's a \_\_\_\_\_, and he lives in \_\_\_\_\_. Everyone calls him \_\_\_\_\_. His hometown is \_\_\_\_\_, but actually he was born in \_\_\_\_\_. His favorite actor is \_\_\_\_\_, and his favorite sport is \_\_\_\_\_. Mr. Cruz is \_\_\_\_\_ years old.

**B NOTEPADDING** Interview a classmate. Write his or her personal information on the notepad.

Name: \_\_\_\_\_

Nickname: \_\_\_\_\_

Occupation: \_\_\_\_\_

Hometown: \_\_\_\_\_

Birthplace: \_\_\_\_\_

Age: \_\_\_\_\_

Favorite actor: \_\_\_\_\_

Favorite sport: \_\_\_\_\_

Other: \_\_\_\_\_

**C GROUP WORK** Introduce your partner to your classmates. Use the introductions in Exercise A for support.



### RECYCLE THIS LANGUAGE.

This is \_\_\_\_\_.  
 I'd like you to meet \_\_\_\_\_.  
 Everyone calls [him / her] \_\_\_\_\_.  
 [His / Her] nickname is \_\_\_\_\_.  
 [His / Her] hometown is \_\_\_\_\_.  
 [His / Her] favorite \_\_\_\_\_ is \_\_\_\_\_.

#### Text-mining (optional)

Find and underline three words or phrases in the Reading that were new to you. Use them in your Group Work.  
 For example: "is originally from."



# REVIEW

- A** ▶ 1:15 Listen to the conversations. Then listen again and write each person's occupation and nationality.

Name	Occupation	Nationality
1 George Detcheverry		
2 Sonia Pereira		
3 Mark Zaleski		
4 Marjorie Baxter		

Australian  
Brazilian

French  
Polish

- B** Complete each statement. Circle the correct word.

- We're from (China / Chinese).
- He's (Australia / Australian).
- She's from (Italy / Italian).
- My friend is (Uruguay / Uruguayan).
- We're from (Japan / Japanese).
- They're (Chile / Chilean).
- My neighbors are from (Korea / Korean).
- We're (Mexico / Mexican).

- C** Complete each conversation in your own way. (You don't need to give real information.)

- "What city are you from?"  
YOU .....
- "What's your e-mail address?"  
YOU .....
- "Are you a teacher?"  
YOU .....
- YOU ..... ?  
"I'm from Canada."
- YOU ..... ?  
"I'm a graphic designer."
- YOU .....  
"Great to meet you, too."



## WRITING

Write a short description of the classmate you interviewed on page 11. Include the following information.

- first and last name
- age
- occupation
- hometown
- birthplace
- favorite actor / sport

My partner's first name is Peter. His  
last name is Hughes. He is twenty ...

**WRITING BOOSTER** p. 142

- Capitalization
- Guidance for this writing exercise

For additional language practice ...

**TOP NOTCH POP** • Lyrics p. 149  
"It's Nice to Meet You"

DIGITAL  
SONG

DIGITAL  
KARAOKE

## ORAL REVIEW

**CONTEST** Form teams. Create questions for another team about Will Smith, using the verb be. (A team gets one point for each correct question and one point for each correct answer.) For example:

*What's his nickname?*

### PAIR WORK

- 1 Create a conversation for the people in Picture 1. Start like this:

*Who's Will Smith?*

- 2 With a partner, invent personal information for the people in Picture 2. Then create a conversation.

## Celebrity Screens

Web page of the rich and famous

### Who is the real Will Smith?



#### Biography

**real name:** Willard Christopher Smith, Jr.

**occupation:** singer and actor

**marital status:** married

**birth date:** September 25, 1968

**birthplace:** Philadelphia, U.S.

#### Other information

**favorite colors:** red and black

**favorite food:** sweets

**favorite actor:** Harrison Ford



### NOW I CAN

- ☐ Meet someone new.
- ☐ Identify and describe people.
- ☐ Provide personal information.
- ☐ Introduce someone to a group.