

Sandy Zervas, Catherine Bright

BBC

# Wider World NL



Pearson

STUDENTS' BOOK



# 2



2.1

## VOCABULARY Clothes

I can talk about clothes.

1 Find these clothes the picture. Which are you wearing today?

coat jeans shoes skirt T-shirt trousers

## My things

### VOCABULARY

Clothes | Adjectives | My things | Shapes

### GRAMMAR

this / that / these / those | too big / small | to be questions and short answers

**Grammar:** That's my T-shirt!



**Grammar animations**

this, that, these, those  
to be questions and short answers



**Communication:**

What's your name?









## 2.2 GRAMMAR *this, that, these, those*

I can use *this, these, that, those* and adjectives.

### 🎧 That's my T-shirt!

**1**

Mum: Jen, put these clothes away, please.  
Jen: OK, Mum.  
Oh, hi! What's up?  
What? No!

**2** Ten minutes later ...

Jen: Bye, Holly! ... Hang on, what are these? These aren't my jeans. They're too long! These are Mum's jeans! Yep ... and this is Mum's top!

**3**

Mum: Jen, these are your jeans. They're too small for me!  
Jen: Oops! Sorry, Mum!  
Mum: And that's my top over there.  
Jen: Yes, it is. Here you are!

**4**

Alex: Jen? ... Jen, where's my new T-shirt?  
Jen: It's over there with your old T-shirts!  
Alex: No, those are Dad's T-shirts!  
Jen: Oh, then your T-shirt is ...

**1** 🎧 **8** 🎧 **1.37** Watch or listen and read. Are the clothes in the right place?

**2** Look at the photos and read the story again. Whose clothes are they? Circle the correct answer.

- 1 Photo 2 The jeans are Jen's / Mum's
- 2 Photo 3 The jeans are Jen's / Mum's.
- 3 Photo 3 The top is Jen's / Mum's.
- 4 Photo 4 The T-shirts are Dad's / Alex's.

**3** 🎧 **1.38** Listen and repeat. Find these expressions in the story.

What's up? Hang on!  
Here you are. Over there.

**OUT of class**

**4** **CLASS VOTE** Guess who's got Alex's new T-shirt?

- a Mum      b Dad      c Jen

**5** 🎧 **9** 🎧 **1.39** Watch or listen and check.



## Grammar

this, that, these, those

This is Jen's top.  
This top is Jen's.




That is Alex's T-shirt.  
That T-shirt is Alex's.



These are Jen's trainers.  
These trainers are Jen's.



Those are Alex's trainers.  
Those trainers are Alex's.



## 10 Get Grammar!



### 6 Circle the correct answer.

- 1 This / These are your trainers.
- 2 This / These isn't Alex's shirt.
- 3 This / These shoes aren't Jen's.
- 4 That / Those T-shirts are Dad's.
- 5 That / Those is my coat.
- 6 That / Those jeans are Mum's.

### 7 Complete with this, that, these or those.

- 1 That is Alex's cap.
- 2 \_\_\_\_\_ are Jen's trousers.
- 3 \_\_\_\_\_ are Dad's jeans.
- 4 \_\_\_\_\_ is Mum's top.
- 5 \_\_\_\_\_ is Alex's jacket.

### 8 1.40 Listen and repeat.

#### Vocabulary

#### Adjectives

big boring cool long new old short small

### 9 Look at the words in the Vocabulary box. Match them with their opposites.

big — old  
boring — short  
new — small  
long — cool

### 10 In pairs, talk about the clothes. Use adjectives in the Vocabulary box and this, that, these or those.



A: How about the T-shirts?

B: This T-shirt is cool. That T-shirt is boring.

These shoes are **too big**!  
This shirt is **too small**!

**Watch OUT!**

### 11 Play a drawing dictation game. Use adjectives with too.

Draw a boy. The boy's T-shirt is too small. ...

**And YOU**



2.3

## GRAMMAR *to be* questions and short answers

I can ask and answer questions with the verb *to be*.

### The Terrific Two – Dug's new suit

**1**

Girl: Are they OK?  
 Superdug: Yes, they are.  
 Girl: Thank you!  
 Boy: Is he a superhero?  
 Kit: Yes, he is. He's Superdug!

**2**

Kit: Dug! Your suit is too small!

**3**

Dug: This suit is cool! Size M? No. Size XL!  
 Kit: Are you sure, Dug?  
 Dug: Yes, I am.  
 Kit: XL is too big for you.  
 Dug: No, I'm a superhero! I'm big!

**4** Two days later ...

Kit: Thank you.  
 Dug: Is this box for me?  
 Kit: Yes, it is. What is it?  
 Dug: It's my new suit!

**5**

Dug: Ready! Am I cool in this suit?  
 Kit: No, you aren't. The suit is too big!  
 Hm ... Hang on!

**6**

Dug: Fantastic. You're a clever cat, Kit!

**1** Look at the cartoon. Where does Dug buy his superhero suits from?

**2** **1.41** Listen and read. What size is Dug's new suit?



## Grammar

## to be questions

?	Short answers
Am I OK?	Yes, I <b>am</b> . / No, I'm <b>not</b> .
Are you OK?	Yes, you <b>are</b> . / No, you <b>aren't</b> .
Is he/she/it OK?	Yes, he/she/it <b>is</b> . / No, he/she/it <b>isn't</b> .
Are we OK?	Yes, we <b>are</b> . / No, we <b>aren't</b> .
Are you OK?	Yes, you <b>are</b> . / No, you <b>aren't</b> .
Are they OK?	Yes, they <b>are</b> . / No, they <b>aren't</b> .
What <b>is</b> it?	It's my new suit.

## 11 Get Grammar!



### 3 Read the sentences. Circle T (true) or F (false).

- The dogs are OK. ☒ T / ☐ F
- The girl is a superhero. ☐ T / ☐ F
- Dug's new suit is in the box. ☐ T / ☐ F
- Dug's new suit is cool. ☐ T / ☐ F

### 4 Find the questions in the cartoon. Write the missing word.

- Are** they OK?
- Is \_\_\_\_\_ a superhero?
- \_\_\_\_\_ you sure?
- \_\_\_\_\_ this box for me?
- What is \_\_\_\_\_?
- Am \_\_\_\_\_ cool?

### 5 Look at the cartoon. Answer the questions in Exercise 4.

- Yes, they are.**

### 6 Complete the questions and the short answers.

- Boy: **Are** you a superhero?  
Kit: No, I'm **not**.
- Kit: \_\_\_\_\_ we best friends?  
Dug: Yes, we \_\_\_\_\_.
- Dug: \_\_\_\_\_ my new suit cool?  
Kit: No, it \_\_\_\_\_.
- Kit: \_\_\_\_\_ I clever?  
Dug: Yes, you \_\_\_\_\_.
- Girl: \_\_\_\_\_ Superdug your brother?  
Kit: No, he \_\_\_\_\_.
- Kit: \_\_\_\_\_ they your dogs?  
Girl: Yes, they \_\_\_\_\_.

### 7 1.42 Listen to the questions and circle the correct answer.

- Yes, it is. / No, they aren't.
- Yes, you are. / No, they aren't.
- Yes, I am. / No, you aren't.
- Yes, they are. / No, he isn't.
- Yes, they are. / No, you aren't.
- Yes, we are. / No, they aren't.

### 8 Write questions in your notebook. Then ask the questions and give true answers in pairs.

- you / twelve years old?  
**Are you twelve years old?**
- you / happy?
- we / friends?
- Superdug and Kit / cool?
- you / clever?
- I / a superhero?

A: **Are you twelve years old?**

B: **Yes, I am. / No, I'm not.**

### 9 1.43 1.44 Go to page 130. Listen and chant Kit's Rap.

And  
you?





2.4

**COMMUNICATION** Asking for personal information

I can ask for and give personal information.

**G** What's your name?

Mr Wood: What's your name?  
 Lucas: Lucas Ortiz. That's O-R-T-I-Z.  
 Mr Wood: Good. And how old are you, Lucas?  
 Lucas: I'm eleven years old.  
 Mr Wood: Welcome to the school band.



Lian: Where are you from, Lucas?  
 Lucas: I'm from Madrid, Spain.  
 Lian: What's your favourite music?  
 Lucas: Good question. Rock, I think.  
 Lian: Who's your favourite singer?  
 Lucas: Erm ... Ed Sheeran.  
 Lian: High five! He's my favourite, too!

**1** **12** **1.45** Watch or listen. Then read the extract from the video. Where is Lucas from?

**2** **1.46** Listen and repeat.

**Communication** Asking for personal information

What's your name?  
 How old are you?  
 Where are you from?  
 What's your favourite *music/sport/film*?  
 Who's your favourite *actor/singer/sports person*?

**3** **1.47** Listen to the short dialogues. Circle the correct answer.

- 1 *Star Wars* / Superman
- 2 Nick Carr. That's C-A-double R. / Carl Neal. That's N-E-A-L.
- 3 Portsmouth, UK / Paris, France
- 4 I'm twelve / I'm thirteen
- 5 Alicia Keys / Taylor Swift

**4** Complete the dialogues with questions in the Communication box.

- 1 A: What's your favourite music?  
B: Pop, I think.
- 2 A: \_\_\_\_\_ ?  
B: I'm twelve years old.
- 3 A: \_\_\_\_\_ ?  
B: My name's Fred Allen. That's A- double L-E-N.
- 4 A: \_\_\_\_\_ ?  
B: Football.
- 5 A: \_\_\_\_\_ ?  
B: I'm from Glasgow, Scotland.

**5** In pairs, ask and answer questions in the Communication box. Give crazy answers!

- A: What's your name?  
 B: My name's Queen Coco!  
 A: Where are you from?  
 B: I'm from Chocolateland.

**And  
YOU**





2.5


## READING and VOCABULARY My things

I can understand a short text about a gadget.


- 1 1.48 Listen and repeat. Then label pictures 1–4 with the words in the Vocabulary box.

## Vocabulary My things

backpack laptop computer mobile phone  
mountain bike

1 backpack

2 \_\_\_\_\_



3 \_\_\_\_\_



4 \_\_\_\_\_

- 2 1.49 Read and listen to the article. Why is the backpack a super backpack?

- 3 Read the sentences. Circle T (true) or F (false).

- Jamie is from London in the UK. T / ☒ F
- Super backpack is a jacket too. T / F
- Super backpack is too small for a laptop computer. T / F
- Fiona is a cat. T / F

- 4 Look at the picture in the text and answer the questions.

- What colour is the super backpack? It's red.
- What colour is the mountain bike? \_\_\_\_\_
- Is the jacket red or blue? \_\_\_\_\_
- Is the cat big or small? \_\_\_\_\_

- 5 Work in groups. Invent a supergadget! Draw it and present it to the class.

*It's a schoolbag. It isn't boring. It's a laptop, too.*

Jamie Cooper's 13.  
He's from Liverpool in the UK.  
Jamie's super backpack is our gadget of the week.  
Why? Read on.

**CONGRATULATIONS JAMIE!**

# Super backpack!

This is my super backpack! It's very, very cool. My super backpack is also a mountain bike. It's small, but it isn't too small. It's fantastic! And that's not all. If I'm cold and my jacket is at home, no problem. This super backpack is a big jacket, too. My super backpack is just right for my laptop computer, my mobile phone and even my cat, Fiona. How cool is that?





## 2.6

## LISTENING and WRITING Punctuation

I can understand and write short texts about favourite things.

- 1 Work in pairs. Name the clothes of the people in the picture in exercise 2. What objects have they got?
- 2 1.50 Look at the picture again. Listen and write numbers next to the four names. There's one extra child in the picture.

Sam \_\_\_\_\_ Monica \_\_\_\_\_ Janet \_\_\_\_\_ Ben \_\_\_\_\_



- 3 1.50 Listen again. Circle T (true) or F (false).

- |  |   |
|--|---|
| 1 Sam's cap is too small.                  | <input type="radio"/> T / <input type="radio"/> F |
| 2 Janet is Monica's sister.                | <input type="radio"/> T / <input type="radio"/> F |
| 3 Janet's favourite thing is a skateboard. | <input type="radio"/> T / <input type="radio"/> F |
| 4 Ben's trainers are red.                  | <input type="radio"/> T / <input type="radio"/> F |
| 5 Monica's skirt is too short.             | <input type="radio"/> T / <input type="radio"/> F |

- 4 What are your favourite things? Tell a friend.

- 5 Read Alex's blog post. Underline his favourite things.

### What are my favourite things?

My number one favourite thing is my old, blue mountain bike. I love my bike! My new comic book is number two. It isn't boring. It's fantastic! What's number three? That's easy. My red and white trainers. They're really cool! Write a post and tell me about your favourite things.

## Writing

## Punctuation

Remember to use punctuation marks!

What are your favourite things?

They're my backpack, my phone and my computer.

They are cool!

- 6 Find and circle the punctuation marks in Alex's blog.

## Writing Time

- 7 Write about your favourite things.

- 1 Find ideas

Make a list of your favourite things.  
Think of adjectives to describe them.

- 2 Draft

Write about your favourite things.  
Give your text a title.  
What are my favourite things?  
My number one/two/three favourite thing is my ... It's ...

- 3 Check and write

Check your punctuation and write the final version of your text.





I can talk and write about different shapes.

- 1 1.51 Listen and repeat. Look at the pictures and number the words in the Vocabulary box.

Vocabulary	Shapes
circle <input type="checkbox"/>	line <input type="checkbox"/>
square <input type="checkbox"/>	rectangle <input type="checkbox"/>
	triangle <input type="checkbox"/>

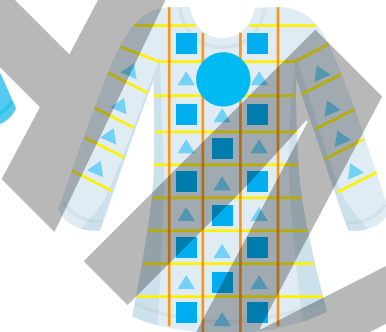


- 2 Read and match texts 1–3 to pictures A–D. There is one extra picture.

A



B



C



D



- ☐ Look! This is my new top. It's cool. It's blue with squares, triangles, and orange and yellow lines. Oh, and a small circle, too.
- ☐ My favourite top is old but it isn't boring. It's yellow with red squares, green lines and triangles. No rectangles and no circles!
- ☐ My T-shirts are one colour. My favourite T-shirt is blue with one big square, small triangles and a circle. No squares or lines!

- 3 Read the texts in Exercise 2 again. Complete the table.

Top	Colours	Shapes
A	blue	rectangle, triangle, circle
B		
C		

- 4 Read the sentences and circle T (true) or F (false).

- The square on T-shirt A is small. T / ☒ F
- T-shirt A is one colour. T / F
- Top C is yellow with one square and one triangle. T / F
- The squares on top C are green. T / F
- The circle on top B is blue. T / F
- The lines on top B are black and blue. T / F

- 5 Design a T-shirt or a top with shapes. Then complete the sentences.



This is my \_\_\_\_\_  
It's (colour) \_\_\_\_\_ with (colours and/or shapes) \_\_\_\_\_.

## WORDLIST Clothes | Adjectives | My things | Shapes

**backpack** /'bækpæk/  
**big** /bɪg/  
**boring** /'bɔːrɪŋ/  
**cap** /kæp/  
**cardboard** /'kɑːdˌbɔːd/  
**circle** /'sɜːkl/  
**coat** /kəʊt/  
**cool** /kuːl/  
**dress** /dres/  
**glass** /glɑːs/  
**jacket** /'dʒækət/  
**jeans** /dʒiːnz/  
**laptop computer** /ˌlæptɒp kəm'pjʊtə/  
**line** /laɪn/  
**long** /lɒŋ/  
**metal** /'met(ə)l/  
**mobile phone** /məʊbaɪl 'fəʊn/  
**mountain bike** /'maʊntən baɪk/  
**new** /njuː/  
**old** /əʊld/  
**paper** /'peɪpə/  
**rectangle** /'rekˌtæŋgl/  
**shoes** /ʃuːz/

**short** /ʃɔːt/  
**skateboard** /'skeɪtbɔːd/  
**skirt** /skɜːt/  
**small** /smɔːl/  
**square** /skweə/  
**T-shirt** /'tiː ʃɜːt/  
**top** /tɒp/  
**trainers** /'treɪnəz/  
**triangle** /'traɪæŋgl/  
**trousers** /'traʊzəz/  
**wooden** /wʊdn/  
**EXTRA**  
**Are you sure?** /ɑː juː ʃʊə/  
**at the weekend** /æt ðə 'wiːk'end/  
**box** /bɒks/  
**boy** /bɔɪ/  
**clever cat** /'kleɪv kæt/  
**Congratulations!** /kənˌgrætʃʊ'leɪʃənz/  
**Don't worry!** /dəʊnt 'wʌri/  
**fantastic** /fæn'tæstɪk/  
**favourites** /'feɪvərɪts/  
**gadget** /'gædʒɪt/

**Good question.** /ɡʊd 'kwɛstʃən/  
**girl** /ɡɜːl/  
**Hang on!** /ˌhæŋ 'ɒn/  
**Here you are.** /ˈhɪə jə ˌɑː/  
**High five!** /haɪ faɪv/  
**How cool is that!** /haʊ kuːl ɪz ðæt/  
**No problem.** /nəʊ 'prɒbləm/  
**Over there.** /ˌəʊvə 'ðeə/  
**pet** /pet/  
**pocket** /'pɒkɪt/  
**put away** /put ə'weɪ/  
**right size** /raɪt saɪz/  
**rock** /rɒk/  
**school band** /skuːl bænd/  
**size** /saɪz/  
**suit** /sjuːt/  
**That's easy.** /ðætʃ 'iːzi/  
**That's not all.** /ðætʃ nɒt ɔːl/  
**That's right.** /ðætʃ raɪt/  
**too (small)** /tuː (smɔːl)/  
**What's up?** /ˌwɒts 'ʌp/  
**You're cold.** /jʊə kəʊld/

## VOCABULARY IN ACTION

### 1 Use the wordlist to find words for clothes. Use each word only once.

Find:

1 two things for your



2 three things for



only.

3 one thing for



4 three things for



and



5 two things for when it's



6 one thing for your



### 2 Re-write the sentences. Use the opposite word from the one in bold.

cool small old short

1 Your T-shirt is **big**.

*Your T-shirt isn't \_\_\_\_\_.*

2 These trousers aren't **long**.

3 My tracksuit is **new**.

4 Those trainers are **boring**.

### 3 Complete the words.

My favourite things!

1. My m \_ \_ i \_ \_ e ph \_ \_ e
2. My m \_ \_ u \_ \_ ai \_ \_ b \_ \_ k \_
3. My l \_ \_ p \_ \_ op c \_ mp \_ \_ er
4. My new \_ \_ ck \_ \_ ack

### 4 1.52 PRONUNCIATION Listen and repeat: /ð/ or /d/?



**This** old T-shirt is my brother Dan's.

**That** new dress is my mother Anne's.



# Revision

## VOCABULARY

- 1 Look at the pictures and complete the words. In pairs, say four more clothes words.



- |                 |                                 |
|-----------------|---------------------------------|
| 1 shoe <u>s</u> | 5 tr <u>i</u> <u>e</u> <u>s</u> |
| 2 co <u>t</u>   | 6 je <u>s</u>                   |
| 3 t <u>p</u>    | 7 T- sh <u>t</u>                |
| 4 ca <u>t</u>   | 8 ja <u>s</u>                   |

- 2 Which picture a–c matches sentences 1–2? Describe the extra picture with a friend.



a



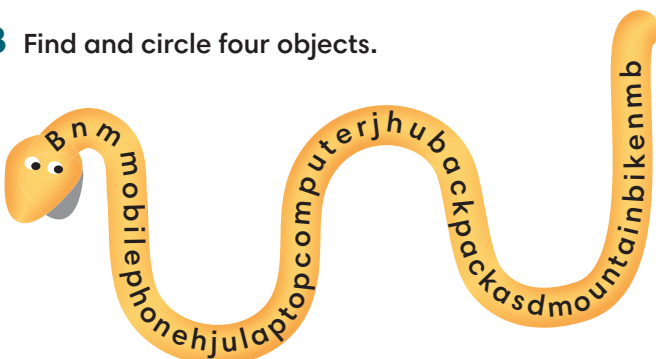
b



c

- 1 ☐ It's old but it isn't boring. It's green.  
 2 ☐ It's new. It isn't small and it isn't big. It's red. It's cool!

- 3 Find and circle four objects.



- 4 In pairs, play a game.

A: Say an adjective and a clothes word.

*A cool T-shirt!*

B: Say an adjective and a different clothes word.

*New trousers!*

**Continue!**

You can't repeat the clothes words. You can repeat the adjectives.

## GRAMMAR

- 5 Look at the pictures in Exercise 1 again. In pairs, say sentences with too.

*Maggie's coat is too big.*

- 6 Match sentence halves 1–5 to a–e.

- |                          |                               |
|--------------------------|-------------------------------|
| 1 These are my favourite | a old and boring.             |
| 2 Those trousers         | b Nick and Timmy's backpacks. |
| 3 Those aren't           | c brown bike.                 |
| 4 That phone is          | d trainers.                   |
| 5 This is my old         | e are too long.               |

- 7 Write questions in your notebook. Answer yes (✓) or no (X). Use short answers.

- |   |   |
|---|---|
| 1 your / backpack / blue?                 | ✓ |
| <i>Is your backpack blue? Yes, it is.</i> |   |
| 2 those / your / books?                   | X |
| 3 he / at school?                         | ✓ |
| 4 she / Italian?                          | X |
| 5 you / my best friend?                   | ✓ |

## COMMUNICATION

- 8 Complete the questions. Then work in pairs. Student A: You are your favourite star. Student B: Ask Student A questions 1–5. Then swap roles.

- 1 *What's* your name?  
 2 How old \_\_\_\_\_ you?  
 3 Where are \_\_\_\_\_ from?  
 4 What \_\_\_\_\_ your favourite music?  
 5 \_\_\_\_\_'s your favourite actor?

## READING and WRITING



Hi, I'm Cheryl! I'm twelve and my favourite colour is pink. My pink mobile phone is my favourite thing. My clothes are pink, too. Rafs, my dog, isn't pink! He's grey and white.

My family is very big. My sisters' names are Sarah and Daniela. My brothers' names are Rob and Mick. My dad is an actor. Sometimes he's on TV! My mum's a singer. She's cool. My granny and grandad are from Spain. Are we a happy family? Yes, we are!

1 Work in pairs. Say what you can see in the photo.

2 Read the text. Circle the correct title.

- a My new dog.      b Me and my family.

3 Read the sentences. Answer the questions.

- 1 How old is Cheryl?  
*Cheryl is twelve.*
- 2 What's Cheryl's favourite thing?
- 3 Is Cheryl's family small?
- 4 Who are Rob and Mick?
- 5 Is Cheryl's mum boring?
- 6 Where is Cheryl's grandmother from?

4 Look and read. Tick (✓) for yes or put a cross (x) for no.

1 ☒



This is a dog.

2 ☐



This is a skirt.

3 ☐



These are shoes.

4 ☐



These are mountain bikes.

5 ☐



This is a park.

6 ☐



These are jeans.

5 Write 40–50 words about you and your family. Use these questions to help you.

- 1 What's your name?
- 2 How old are you?
- 3 What's your favourite colour?
- 4 What are your favourite things?
- 5 Where is your family from?

*Hi! My name's ...*

## LISTENING



6 1.53 Read the questions. Listen and write a name or a number.



- 1 What's the man's surname?  
*Smith*
- 2 What's the boy's name?
- 3 Who is the boy's best friend?
- 4 How old is the boy?
- 5 What's the number of the boy's house?

## COMMUNICATION

7 Look at the pictures. Match a-h to 1-6. There are two extra sentences.



- a Nice to meet you.
- b Who's your favourite actor?
- c This is my mum.
- d Caz, this is Jack.
- e Hello Caz!
- f He's my neighbour.
- g What's your favourite music?
- h Nice to meet you too, Mrs Smith.

8 Work in pairs. Ask and answer the questions.

- 1 What are your favourite weekend clothes?
- 2 What colour is your T-shirt/top today?
- 3 What's in your schoolbag today? (Don't look!)
- 4 What is your favourite place?

## LANGUAGE BANK

### Family

mother  
mum  
father  
dad  
parents  
grandfather  
grandad  
grandmother  
granny  
son  
daughter  
brother  
sister  
aunt  
uncle  
cousin

### Countries and nationalities

The UK / British  
Spain / Spanish  
Poland / Polish  
The USA / American  
France / French  
China / Chinese  
Turkey / Turkish

### Places

at home  
at school  
in the park  
on holiday

### Clothes

cap  
coat  
dress  
jacket  
jeans  
shoes  
skirt  
T-shirt  
top  
tracksuit  
trainers  
trousers

### Adjectives

big new  
boring old  
cool short  
long small

### My things

backpack  
laptop computer  
mobile phone  
mountain bike  
skateboard

### Introductions

Mum, this is Lucas.  
He's my friend/classmate.  
Lucas, this is my mum.  
Nice to meet you.  
Nice to meet you too.

### Asking questions

What's your name?  
How old are you?  
Where are you from?  
What's your favourite music/sport/film?  
Who's your favourite actor/singer/sports person?




## VOCABULARY

- 1 **R** Look at the pictures. What is the missing object?



1 \_\_\_\_\_



2 \_\_\_\_\_



3 \_\_\_\_\_



4 \_\_\_\_\_

- 2 **R** Go to page 24. Cover page 25. Make a list of Adele and Adam's clothes.

- 1 Adele: a blue jacket, \_\_\_\_\_, \_\_\_\_\_, \_\_\_\_\_, \_\_\_\_\_  
 2 Adam: a green cap, \_\_\_\_\_, \_\_\_\_\_, \_\_\_\_\_, \_\_\_\_\_

- 3 **T1** Look at the pictures in Unit 2. Find examples of something that is:

- 0 too short *page 29: Max's trousers are too short.*  
 1 too small \_\_\_\_\_  
 2 too old \_\_\_\_\_  
 3 too long \_\_\_\_\_  
 4 too big \_\_\_\_\_  
 5 new \_\_\_\_\_  
 6 cool \_\_\_\_\_  
 7 boring \_\_\_\_\_

- 4 **T2** In your notebook, write about your family and your friends' favourite clothes and things. Use adjectives from exercise 3.

- 0 shoes *My favourite shoes are black. They're cool!*  
 00 dress *Mum's favourite dress is old. It's 10 years old.*  
 1 jacket  
 2 trainers  
 3 coat  
 4 laptop  
 5 tracksuit  
 6 trousers  
 7 jeans  
 8 backpack  
 9 T-shirt  
 10 skirt

## GRAMMAR

- 5 **R** Read the sentences. Are the underlined objects near (N) or far (F) from the speakers?

- 0 Jen: 'That coat is new.' **F**  
 1 Alex: 'These T-shirts are really cool!' \_\_\_\_\_  
 2 Mum: 'Hm...These jeans are Jen's.' \_\_\_\_\_  
 3 Dad: 'That painting is very old.' \_\_\_\_\_  
 4 Lian: 'Those boys are my neighbours.' \_\_\_\_\_  
 5 Lucas: 'This backpack is boring.' \_\_\_\_\_  
 6 Jen: 'Those laptops are very old.' \_\_\_\_\_

- 6 **T1** Sort out the things in Fran and Ben's wardrobes. Write *This, That, These* or *Those*.

Fran's laptop Ben's jeans Fran's shoes Ben's jacket Fran's backpack	Ben's laptop Fran's jeans Ben's shoes Fran's jacket Ben's backpack
Fran's wardrobe	Ben's wardrobe

- 0 *This* is Fran's laptop. 5 \_\_\_\_\_ Fran's jacket.  
 00 *That* is Ben's laptop. 6 \_\_\_\_\_ Ben's jacket.  
 1 \_\_\_\_\_ Fran's jeans. 7 \_\_\_\_\_ Fran's  
 2 \_\_\_\_\_ Ben's jeans. backpack.  
 3 \_\_\_\_\_ Fran's shoes. 8 \_\_\_\_\_ Ben's  
 4 \_\_\_\_\_ Ben's shoes. backpack.

- 7 **T2** Write question for the answers.

- 0 Q: *Where are you from?*  
 A: I'm from the Netherlands.  
 1 Q: \_\_\_\_\_  
 A: Yes, she is. Her name is Alice.  
 2 Q: \_\_\_\_\_  
 A: No, I'm not. I'm fourteen years old.  
 3 Q: \_\_\_\_\_  
 A: It's a backpack.  
 4 Q: \_\_\_\_\_  
 A: No they aren't. They're my sister's.

- 8 **I** There's a new girl in your class. Write six questions you would like to ask her.

## STEP IT UP 2

## VOCABULARY

1 **T1** Label the clothes. Use the words below.

beanie boots sandals scarf shirt shorts  
sunglasses jumper

0 shirt

1 \_\_\_\_\_

2 \_\_\_\_\_

3 \_\_\_\_\_



4 \_\_\_\_\_

5 \_\_\_\_\_

6 \_\_\_\_\_

7 \_\_\_\_\_

2 **R** Look at the emojis and the adjectives that describe clothes. What do you think they mean?

1 😍 lovely

4 🧐 smart

2 😬 horrible

5 🧔 trendy

3 🧐 scruffy

3 **T1** Describe the clothes in exercise 1 using the adjectives in exercise 2.

0 a smart shirt

1 \_\_\_\_\_

2 \_\_\_\_\_

3 \_\_\_\_\_

4 \_\_\_\_\_

5 \_\_\_\_\_

6 \_\_\_\_\_

7 \_\_\_\_\_

4 **T2** Describe the clothes you wear on different occasions. Use words from Unit 1 and exercises 1 and 2.

a friend's birthday party

*My new black jeans, my favourite black and blue T-shirt, my new black boots, a scarf and my dad's coat. The coat is too big for me but it's very cool!*

1 a family celebration at a smart restaurant

2 at home, doing housework

3 a summer holiday

4 a very cold winter day

## GRAMMAR

5 **R** Look at the vocabulary boxes on page 25 and in exercise 1. Write the words in the correct list.

Singular, a / an: cap, \_\_\_\_\_Plural, a pair of: jeans, \_\_\_\_\_**Watch Out!**

Those jeans are cool!  
That pair of jeans is cool!

6 **T2** Write affirmative (✓) or negative (X) sentences or questions. Choose between *this / these* and *that / those* and use the correct form of *to be*.

0 that / those sunglasses – new?

Are those sunglasses new?

1 that / those shoes – too old ✓

2 this / these – your beanie?

3 this / these pair of trousers – Mike's X

4 that / those sandals – lovely! ✓

5 that / those boots – too small for you?

## WRITING

7 **T1** Look at the table. Use the words to write descriptions. Add any other words you need.

a / an / a pair of	adjective	colour	noun	with ...
--------------------	-----------	--------	------	----------



zip



pocket



button



sleeve

0 trousers / trendy / five pockets / black

a pair of trendy black trousers with five pockets

1 with a zip / boots / brown / long

2 red / smart / with long sleeves / dress

3 jacket / trendy / with yellow buttons / green

8 **I** Imagine you want to sell some clothes or things you don't want anymore. Describe them. Give as much information as you can. Look up any new words you need.

## Exam Strategies

## Vorbereiding

- 1** Activeer algemene kennis: lees de tekst vluchtig door en bekijk de plaatjes (als die er zijn). Bedenk waar je dit type tekst in je dagelijkse leven eerder hebt gezien. Dit zal je helpen om de tekst beter te begrijpen tijdens het lezen.

Gebruik de strategie: waar zou je de borden in Part A kunnen tegenkomen?

## Tijdens het lezen

- 2** Gebruik de juiste leesteknik

**A skimmen:** deze techniek en strategie 1 gaan goed samen. Wanneer je een tekst skimt, lees je deze niet om de tekst te begrijpen of om informatie te krijgen. Je bekijkt de tekst vluchtig om een idee te krijgen wat voor soort tekst het is, wat het onderwerp is en wat de invalshoek is.

Gebruik de skimtechniek: ga naar Part A, nr 3. Skim de tekst. Waar gaat deze over?

**B scannen:** je hoeft niet elk woord in de tekst te lezen om specifieke informatie te vinden. Concentreer je op het type informatie dat je zoekt (bijvoorbeeld een naam, een datum, een plaats) en scan de tekst om de woorden te vinden die jou die informatie geven. Bijvoorbeeld als je zoekt naar hoe oud iemand is, dan scan je de tekst op nummers en data: *14, fourteen, born on 20.04.2006* enz.

Gebruik de scanteknik: ga naar Part B, nr 4. Scan de tekst en zoek het e-mailadres. Gebruik een timer. Hoeveel seconden heb je erover gedaan?

- 3** Maak slim gebruik van je woordenboek: woorden opzoeken kost tijd. Gebruik het woordenboek daarom alleen als je de betekenis van een woord moet kennen om de tekst te begrijpen. Als een woord meerdere betekenissen heeft, kies dan het woord dat het beste past in de context.

Gebruik de strategie: je ziet dit bord in een winkel: *Buy one pen, get 50% off the second one.*

Welk woord moet je echt opzoeken? Heeft het meer dan één betekenis? Welke vertaling is de juiste in deze context?



## Exam Practice

## Part A Signs and notices

- 1 **TODAY'S OFFER**  
Granny Smith Apples  
70p for 1  
£2.20 for 4  
£3.10 for 6
- 2
- 3 **FRIDAY SPECIALS**  
Tomato and mozzarella pizza £5.50  
Walnut and banana cake £3.50  
Almond milkshake £4.00  
Fresh orange juice £3.50  
Coffee/Tea £2.50

- 1 No 1: Hoeveel zal je moeten betalen als je 5 appels koopt?  
A £2.90  
B £3.50  
C £3.80
- 2 No 2: Wat moeten automobilisten doen als ze willen stoppen om het stadje te bezoeken?  
A naar links gaan  
B rechtdoor gaan  
C naar rechts gaan
- 3 No 3: Wat kan iemand die allergisch is voor noten bestellen van dit menu?  
A the pizza and the milkshake  
B orange juice and the pizza  
C the cake and tea

## Part B Advertisements

- 4 **A CIRCLE OF FRIENDS**  
New works by  
**Elspeth George and Jan Bates**  
Opening: 6.30 p.m. 21 February  
until 6 March  
Hours: from 9.30 a.m. to  
10:00 p.m.  
Coates and Dean Art  
c&d\_art@c&d.co.uk  
25 Prince Albert Close, A10VFG
- 5 **Wonderful Siamese kittens**  
We have four kittens, one boy and three girls, for loving homes. You can see the parents on our Instagram (Agnes\_cattery) and at home now.  
Age: 5 weeks  
Ready to leave in 4 weeks
- 6 **GOnow!** ★★★★★  
**Jade Women's Running /Gym /Sport**  
Price: **£26.99**  
Women's sizes: 3-6.5  
Available colours: grey, black, blue, red, purple  
- Jade trainers have our special **GOnow!** air soles  
- Sizes 3-4 have additional colours: pink, white

- 4 Zoek de advertentie (4, 5, 6) bij het product waar ze reclame voor maken.  
A katten te koop: No \_\_\_\_\_  
B een kunsttentoonstelling: No \_\_\_\_\_  
C schoenen: No \_\_\_\_\_
- 5 No 4: Wat is de naam van de kunstgalerie?  
A A Circle of Friends  
B Coates and Dean  
C Elspeth George and Jan Bates
- 6 No 4: Wat is de laatste dag waarop je de tentoonstelling kunt bekijken?  
\_\_\_\_\_
- 7 No 5: When can the new owners take the kittens home?  
A now  
B in 4 weeks  
C in 9 weeks
- 8 No 6: Welke combinatie is niet beschikbaar?  
A size 3 purple  
B size 5.5 grey  
C size 6 pink

## 2.2 this, that, these, those

With *there is / there are*, before plural and uncountable nouns, we use:

- *some* in affirmative sentences.
- *any* in negative sentences and questions.

<b>This</b> is a blue T-shirt.	<b>That</b> is my dad's coat.
<b>This</b> T-shirt is blue.	<b>That</b> coat is my dad's.
<b>These</b> are Jenny's jeans.	<b>Those</b> are new shoes.
<b>These</b> jeans are Jenny's.	<b>Those</b> shoes are new.

Use *this/these* to talk about someone or something that is near.

Use *that/those* to talk about someone or something that is further away.

*This/That* = singular. *These/Those* = plural.

When we say that something is *here*, it is *near* us.

When we say that something is *there* or *over there*, it is *away* from us.

### 1 Re-write the sentences.

- These are Mum's trainers.  
*These trainers are Mum's.*
- That is a lovely dress!  
That \_\_\_\_\_
- This is a cool top.  
This \_\_\_\_\_
- Those are Mark's trousers.  
Those \_\_\_\_\_
- These are Sam's clothes.  
These \_\_\_\_\_

### 2 Write sentences. Use *This/That* and *These/Those* and the words in the order they appear.

Here	There
long / skirt	short / skirt
jeans / blue	jeans / black
new / shoes	old / shoes
jacket / big	jacket / small
tracksuits / boring	tracksuits / cool

- This is a long skirt. That is a short skirt.*
- \_\_\_\_\_
- \_\_\_\_\_
- \_\_\_\_\_
- \_\_\_\_\_

## 2.3 to be questions and short answers

?	Short answers
<b>Am I</b> a superhero?	Yes, <b>I am</b> . No <b>I'm not</b> .
<b>Are you</b> a superhero?	Yes, <b>you are</b> . No <b>you aren't</b> .
<b>Is he/she/it</b> a superhero?	Yes, <b>he/she/it is</b> . No <b>he/she/it isn't</b> .
<b>Are we</b> superheroes?	Yes, <b>we are</b> . No <b>we aren't</b> .
<b>Are you</b> superheroes?	Yes, <b>you are</b> . No <b>you aren't</b> .
<b>Are they</b> superheroes?	Yes, <b>they are</b> . No <b>they aren't</b> .
Wh- questions	Full answers
What <b>is it</b> ?	<b>It's</b> a superhero suit.
Who <b>are they</b> ?	<b>They're</b> my friends.

To ask a question with the verb *to be*, switch places between I/you/he/she/it/we/they and am/are/is: *He is thirteen* – *Is he thirteen?*

Give a short answer to yes/no questions **only**:

Q: *Are you* OK? A: Yes, *I am*.

Give a full answer to questions that begin with what/who etc. Q: *Who is Harry?* A: *He's* my best friend.

### 1 Write questions with the verb *to be*.

- you / at home?  
*Are you at home?*
- we / OK now?
- he / sorry?
- it / a new T-shirt?
- the cupcakes / for me?

### 2 Write a short answer for the questions in Exercise 1.

- X** *No, I'm not.*
- ✓** \_\_\_\_\_
- ✓** \_\_\_\_\_
- X** \_\_\_\_\_
- ✓** \_\_\_\_\_

### 3 Ask a question. Begin with *Who* or *What*.

- Who is Peter?* Peter is Mary's friend.
- \_\_\_\_\_ it? It's my new jacket.
- \_\_\_\_\_ these clothes? They're tracksuits.
- \_\_\_\_\_ these boys? They're my classmates.

**Unit 1** to be affirmative, negative

De tegenwoordige tijd van het werkwoord to be heeft drie verschillende vormen: *am*, *is*, *are*. *Be* is het volledige werkwoord, het is niet de tegenwoordige tijd van het werkwoord.

Example: *He is my cousin.*

(Not: *He be my cousin.*)

Om een ontkennende zin te maken, gebruiken we *not* na het werkwoord (*am*, *is*, *are*).

Example: *They are not at school.*

(Not: *They not be at school.*)

**1** Circle the correct answer.

- 0 Ben is / **am** from the USA.
- 1 We **is** / **are** Gaia's parents.
- 2 It **isn't** / **are** my cat.
- 3 I **am** / **are** not an artist.
- 4 The children **aren't** / **is** at school.
- 5 Lucia **not is** / **is** 15 years old.
- 6 He're / 's an old family friend.
- 7 You **isn't** / **aren't** in the park.
- 8 My brother **is** / **are** in Scotland.

**2** Complete the sentences with the correct long form of **to be**.

- 0 Kate is my friend.
- 1 We \_\_\_\_\_ happy!
- 2 I \_\_\_\_\_ French.
- 3 You two \_\_\_\_\_ right.
- 4 He \_\_\_\_\_ ready.
- 5 They \_\_\_\_\_ superheroes!
- 6 You \_\_\_\_\_ careful.
- 7 She \_\_\_\_\_ my classmate.
- 8 It \_\_\_\_\_ your present.

**3** For 1–6, write negative sentences with the correct short form of **to be**. For 7–8, write true sentences about you.

- 0 Diana / fifteen years old  
*Diana isn't fifteen years old.*
- 1 my mum / at home
- 2 Ross and I / best friends
- 3 Victor / Becky's cousin
- 4 you / thirteen
- 5 the dog / in the photo
- 6 you and your family / British
- 7 I \_\_\_\_\_
- 8 My friends \_\_\_\_\_

**4** Correct the mistakes.

- 0 They're be Spanish.  
*They're Spanish.*
- 1 You and Michelle is neighbours.
- 2 Lucy're my sister.
- 3 We don't be happy.
- 4 The girls not be Polish.
- 5 I not am a film star.
- 6 It not is my birthday today.
- 7 You be fourteen today!
- 8 Isn't he in the photo.

**Unit 2a** *this, that, these, those*

*This* en *that* zijn enkelvoudsvormen: *this / that + is / isn't*

*These* en *those* zijn meervoudsvormen: *these / those + are / aren't*

Example: *This is a blue jacket.*

(Not: *These is a blue jacket.*)

*Those are my shoes.*

(Not: *That are my shoes.*)

Of we *this / these* of *that / those* gebruiken, hangt af van de plaats waar de dingen zijn:  
*this / these* = dingen die dichtbij zijn  
*that / those* = dingen die verder weg zijn





# 1 Circle the correct answer.

- 0 **This** / **These** T-shirt is new.  
 1 **This** / **These** shoes are cool.  
 2 **That** / **Those** girl is in my class.  
 3 **This** / **These** phone is too old.  
 4 **This** / **These** are Aggie's things.  
 5 **That** / **Those** is a new suit.  
 6 **That** / **Those** tops are Georgia's.  
 7 **This** / **These** laptop is great!  
 8 **That** / **Those** cap is too small.

# 2 You are in your new home. Your mum and dad's things are in two boxes, but they are mixed up. Sort them out and write sentences. Use **this**, **that**, **these** or **those** and the correct form of **to be**.

Box 1 (near you)	Box 2 (away from you)
a woman's blue coat	a man's brown coat
a man's white trainers	a woman's black trainers
a woman's blue trousers	a man's brown trousers
a woman's red jacket	a man's grey jacket
a man's black tracksuit	a woman's white tracksuit

- 0 blue coat? **This is Mum's coat.**  
 00 brown coat? **That is Dad's coat.**  
 1 black trainers? 5 white tracksuit?  
 2 grey jacket? 6 red jacket?  
 3 brown trousers? 7 blue trousers?  
 4 white trainers? 8 black tracksuit?

# 3 Look around you. Complete the lists with things that are near you and things that are further away from you. Use the lists to write true sentences.

- | Near               | Further away             |
|--------------------|--------------------------|
| 0 my black T-shirt | 00 my brother's trainers |
| 1 _____            | 5 _____                  |
| 2 _____            | 6 _____                  |
| 3 _____            | 7 _____                  |
| 4 _____            | 8 _____                  |
- 0 **This is my black T-shirt.**  
 00 **Those are my brother's trainers.**

## Unit 2b to be questions

De vragende vorm van het werkwoord **to be** in de tegenwoordige tijd is:

*Am / Is / Are + onderwerp (I/you/he/she/it/we/they / naam / zelfstandig naamwoord)?*

*Who / What / Where + am / is / are + onderwerp (I/you/he/she/it/we/they / naam / zelfstandig naamwoord)?*

Let op: **Be** is het hele werkwoord, het is **niet** de tegenwoordige tijd van het werkwoord.

Example: *Are you from the UK?* (Not: *Be you from the UK?* / *Are you be from the UK?*)  
*Who is he?* (Not: *Who be he?* / *Who is he be?*)

# 1 Write questions with the correct form of **to be**.

- 0 they / a rock band?  
**Are they a rock band?**  
 1 he / a singer?  
 2 the boys / in the school band?  
 3 her name / Petra?  
 4 you / an actor?  
 5 we / cool?  
 6 I / too short?  
 7 Andrea / in your class?  
 8 the T-shirts / blue?

# 2 Write questions for the answers. Use the words in brackets and **Who**, **What** or **Where**.

- |                               |                    |
|-------------------------------|--------------------|
| 0 Q: <b>Who is Dan?</b> (Dan) | 3 Q: _____ (this)  |
| A: He's my best friend.       | A: A mobile phone. |
| 1 Q: _____ (your book)        | 4 Q: _____ (I)     |
| A: At school.                 | A: Mary's friend.  |
| 2 Q: _____ (we)               | 5 Q: _____ (these) |
| A: At Sally's house.          | A: My jeans.       |

# 3 Write Superdug's questions. Then write short answers that are true for you.

- 0 you / fourteen years old?  
**Are you fourteen years old?**  
**Yes, I am. / No, I'm not.**  
 1 you / happy?  
 2 I / your favourite superhero?  
 3 your trainers / brown?  
 4 you / from the UK?  
 5 your teacher / Dutch?



## Pearson Education Limited

KAO TWO, KAO Park  
Hockham Way, Harlow  
Essex, CM17 9SR, England  
and Associated Companies throughout the world

www.pearsonELT.com/widerworldNL

© Pearson Education Limited 2019

The right of Sandy Zervas and Catherine Bright to be identified as authors of this work has been asserted by them in accordance with the Copyright, Designs and Patents Act, 1988.

All rights reserved. No part of this publication may be reproduced, stored in a retrieval system, or transmitted in any form or by any means, electronic, mechanical, photocopying, recording or otherwise without the prior written permission of the copyright holders.

First published 2019

ISBN: 978-1-292-27141-5

Set in Harmonia Sans

Printed in Slovakia by Neografia

## Acknowledgements

The Publishers would like to thank Pamela Van Bers for her input on the Netherlands edition, as well as all the teachers and students around the world who contributed to the development of Wider World, especially the teachers on the Wider World Teacher Advisory Panel: Irina Alyapysheva, CEE; Reyna Arango, Mexico; Marisa Ariza, Spain; Alfredo Bilopolski, Argentina; Isabel Blecua, Spain; Camilo Elcio de Souza, Brazil; Ingrith del Carmen Ríos Verdugo, Mexico; Edward Duval, Belgium; Norma González, Argentina; Natividad Gracia, Spain; Claribel Guzmán, Mexico; Izabela Lipińska, Poland; Fabián Loza, Mexico; Miguel Mozo, Spain; Huỳnh Th Ái Nguyễn, Vietnam; Joacyr Oliveira, Brazil; Montse Priego, Spain; Gladys Rodríguez, Argentina; Lyudmila Slastnova, CEE; Izabela Stepniwska, Poland.

The Publishers would also like to thank the teachers who contributed to the Go Getter series, as materials from Go Getter Level 1 were adapted to create Wider World Starter Level. Anna Borek, CEE; Svetlana Chistyakova, CEE; Marina Grechanichenko, CEE; Sofija Ljilak Vukajlović, CEE; Ece Kahraman, Turkey; Maria Soledad Saravai O'Keefe, Argentina; Bilbana Pavolvić, CEE; Jovana Popović, CEE; Alla Sichurova, CEE; Marta Skatbania, CEE; Anna Standish, CEE; Katarzyna Szwejkowska, CEE; Renata Woldan, CEE; Ewa Wódkowska, CEE; Oksana Zinchenko, CEE.

## Photo Acknowledgements

The Publishers would like to thank the following for their kind permission to reproduce their photographs: **123RF.com**: 22, 95, Adam Wasilewski 37B, Alfred Hofer 47, Angela Jones 9, 130, Antonio Guillem 89, Auremar 108, bengingell 10, Cathy Yeulet 108, 115, Chakri Wachiprasri 47, Elena Petrova 1, furzyk 103, Iakov Filimonov 89, jackf 22, Jan Andersen 115, Katarzyna Białasiewicz 46, Iuanateutzi 36, Markus Gann 10, meinzahn 10, 11, Nat Bowornphatnon 37B, nobilior 75, Noppharat Prathumthip 47, Oleg Troino 72, Olga Volodina 50, Pavel Losevsky 46, Pheniti Prasomphethian 37B, Sandra Van Der Steen 37B, silberkorn 51B, Sirikorn Thamniyom 37B, stockbroker 64, Suljo 75, Tatiana Shevchenko 72, vitalily73 37B, Vitaly Gariev 9, Volodymyr Baleha 10, Wavebreak Media Ltd 108; **Alamy Stock Photo**: Andriy Popov 89, Anna Omelchenko 23B, Art Heritage 19, Artepics 19, Blend Images 66, Darren Baker 115, Elvele Images Limited 66, famveld 117, FineArt 19, Image Source 117, Image Source Salsa 78, ing 37B, John Warburton-Lee Photography 108, Juice Images 108, Marka 16, Nature Picture Library / Jeff Foott 23, Panther Media GmbH 74, Peter Titmuss 108, Photononstop 108, Val Thoermer 117, Vespasian 79, Visionism 36, Yakov Oskanov 103; **BananaStock**: photolibrary.com 74; **BBC Worldwide Learning**: 10, 10, 23, 23, 38, 38, 51, 51, 66, 66, 79, 79, 94, 94, 107, 107; **Bridgeman Images**: Private Collection / Photo © Christie's Images 19; Corbis: Sarah M. Golonka. Tetra Images 10, 11; **Fotolia.com**: aijlatan 31, Alexvav 8, Autofocus67 31, Christin Lola 130, Denis Nata 81, Destina 45, Graletta 8, Graphixchon 78, I-Wei Huang 78, Jacek Chabraszewski 108, Jerome Romme 18, Karenkh 81, Kasto 18, Kav777 45, Kolesnikovserg 81, Lucky Dragon 81, Mat Hayward 17, 17, 17, 17, Monkey Business 74, 130, Nikolai Sorokin 45, Nmelnychuk 102, Nuruddean 9, 130, Olga Kovalenko 8, 8, Pakhnyushchyy 8, Photographee.eu 38, 39, Ratana\_k 36, Rawich Liwlucksaneey 120, Sborisov 21, Sergii Mostovyi 64, SergiyN 16, Smolaw 11 21, Stormy 18, Syda Productions 31, Vadarshop 9, 130, Valua Vitaly 130, Ventil2 106, Vichailao 120, Zaikina 31; **George Kaponay**: George Kaponay

87; **Getty Images**: Alex Segre 89, bonetta 37B, DaydreamsGirl 61, Dennisvdw 108, fmajor 47, gbh007 66, Henglein and Steets 120, Hero Images 71, istock 66, 83, naumoid 37B, nongnewnun12 37B, RunPhoto 108, SerrNovik 108, Steve Debenport 69, Westend61 74, yayayoyo 37B; **Imagemore Co., Ltd**: 22, 95; **Pearson Education Ltd**: 121D, Datacraft Co., Ltd 83, Gareth Boden 50, 78, 130, Jon Barlow 4, 8, 10, 12, 13, 16, 18, 24, 26, 30, 32, 38, 40, 44, 46, 52, 54, 58, 62, 66, 66, 68, 72, 80, 82, 83, 86, 88, 94, 96, 97, 100, 108, 110, 111, 114, 116, Jules Selmes 10, 11, 50, Lord and Leverett 10, 11, MindStudio 23B, Studio 8 6, 8, 12, 14, 26, 28, 40, 42, 54, 56, 68, 70, 82, 84, 96, 98, 110, 112; **Photodisc**: 4, 10, 24, 38, 52, 66, 80, 94, 108; **Reis Features**: Dreamworks 60, Dreamworks Animation / Pdi 60, Illumination Entertainment / Universal Pictures 60, Paramount 60; **Sam McGuire**: 45; **Shutterstock.com**: 9, 45, 94, 108, 110, 115, 1000 Words 50, Africa Studio 9, 21, 51B, 66, 107, 130, Albie Venter 94, Alekseyivanov 121B, Alexandre Zveiger 46, AlexMaster 75, Ana Bokan 10, 11, Anan Kaewkhammul 94, Anatoly Tipyashin 22, Andreea Dragomir 103, Andrey Yurlov 108, Anetlanda 72, Angelo Ferraris 78, Anna Murahova Photo 78, Anneka 95, Ashwin 5, azotova889 107B, baranq 110, Bardocz Peter 22, baza178 89, BBA Photography 103, Behindlens 114, biletskiy 108, BlueSkylImage 16, 30, 44, 58, 72, 100, 114, Bo Valentino 106, BorisShevchuk 51B, Carlos Caetano 52, Channarong Phernganda 107B, Charnsitr 22, Chiyacat 61, Christophe Testi 22, 22, cougarsan 79A, Creative Stall 37B, d13 78, dani3315 9, 130, David Evison 101, defpicture 21, design56 8, Diane Uhley 38, 39, dicogm 75, Dm\_Cherry 92, dotshock 116, DoublePHOTO studio 23B, Dragon Images 18, 32, 46, 60, 74, 88, 102, 116, Elnur 37B, EpicStockMedia 121B, ERainbow 36, Eric Gevaert 103, Eric Isselee 95, 103, 103, ESTUDI M6 93A, Evgeny Turavek 107B, 107B, Ewelina Wachala 38, 39, 39, 50, FILINdesign 107B, Fztommy 114, Galushko Sergey 103, GeniusKp 47, Georgejmcittle 89, Golbay 36, Great Vector Elements 79B, Halay Alex 129D, Heart Stock 79B, Heijo 43, HelenField 107B, Hin255 94, holbox 21, Horenko 114, imagedb.com 51B, iofoto 117, Irin-k 95, Iryna Tiumentseva 111, Jacek Chabraszewski 117, Jaroslaw Kilian 65D, Jinga 116, John Michael Evan Potter 101, John Wollwerth 111, Julinzy 22, Kate Grishakova 96, Katrina Elena 108, Kazlova Iryna 51, Konstantnin 103, Kostikova Natalia 81, krumanop 66, Ksenia Palimski 45, Lapina 18, Le Do 103, Lemberg Vector studio 37B, leungchopan 37A, LightField Studios 52, Lukas Gojda 121B, Marina Lohrbach 47, Max Topchii 52, Maya Kruchankova 111, Metha1819 50, Michael Jung 99, Misszin 114, Mogens Trolle 94, mooremmedia 66, Mubus7 50, My Good Images 103, Nella 22, Nestor Noci 22, Nirat.pix 37B, nullplus 121B, ober-art 37B, Odua Images 37A, Oleksiy Mark 47, oliveromg 115, OSTILL is Franck Camhi 37A, Pacific Northwest Photo 95, Pal Teravagimov 101, Palmer Kane LLC 59, patronestaff 50, Pepsco Studio 75, Photographee.eu 38, 39, 39, 73, Praiseng 106, Pressmaster 37A, Primorac91 51B, PT Images 10, 11, Rafael Ramirez Lee 94, Rawpixel.com 89, 110, 111, 115, Romaset 111, Ron Ellis 50, Ruslan Huzau 23B, Santiago Cornejo 38, Senol Yaman 75, Sergey Peterman 17, 19, 31, 33, 45, 47, 59, 61, 73, 75, 87, 89, 101, 103, 115, 117, Sergio Gutierrez Getino 106, Sergiy Zavgorodny 108, Serhiy Kobaykov 23B, Shane Gross 94, Somchai Som 9, 130, Sopa Changaroon 108, Stephane Bidouze 94, stockimages 9, Streptococcus 79B, Stuart Monk 10, Suat Gursozlu 45, SukanPhoto 8, Susan Schmitz 36, Tanya Kalian 79B, Tupungato 50, UnderTheSea 121B, Valery Bareta 121B, Velora 95, Veronica Louro 23B, 51B, Vertes Edmond Mihai 79B, Vitali Michkou 64, Walking-onstreet 47, wavebreakmedia 81, WAYHOME studio 52, WDG Photo 36, Yanugkelid 31, yayayoyo 37B, Yeko Photo Studio 111, Yulia Glam 79A

**Cover Image**: Front: **Alamy Stock Photo**: imageBROKER

All other images © Pearson Education  
Illustration Acknowledgements

Joanna Berna, Pigeon) p. 34, 67, Ballerina shoes); Anna Hancock, Beehive Illustration) p.19, 24, 25, 27, 33, 35, 40, 47, 49, 52, 55, 67, 77, 80, 81, 88, 90, 101, 104, 105, 109, 119; Stuart Holmes, Illustration Web) p. 5, 8, 17, 35, 41, 48, 49, 61, 73, hand signs; 76, 81, adaptation of 6th illustration-Exercise 7; 104, 109, sports icons; 118, 131, 132; Adam Linley, Beehive Illustration) p. 61, 63, 73, 91; Jim Peacock, Beehive Illustration) p. 19, 31, 32, 33, 35, 41, 64, 65, 65A, 65B, 80, 81, 93B, 95, 97, 102, 120, 121; Alan Rowe p. 6, 7, 14, 15, 28, 29, 42, 43, 56, 57, 70, 71, 84, 85, 98, 112, 113, 131; Dardenelle Studios p. 13, 15, 27, 29, 32, 41, 43, 55, 57, 69, 71, 83, 85, 97, 99, 111, 113

Every effort has been made to trace the copyright holders and we apologise in advance for any unintentional omissions. We would be pleased to insert the appropriate acknowledgement in any subsequent edition of this publication.