

4 Puppet show!

How can I do a puppet show?

1



Look at the photo. What can you see?





2

Stick the body parts on the picture.

3



Listen and point. Then sing along and dance.

SONG TIME



Clap your hands and turn around!

Put your **hands** up!
Put your hands down.
Clap your hands
And turn around!



Put your **leg** up!
Put your leg down!
Clap your hands
And turn around.



Put your **head** up!
Put your head down!
Clap your hands
And turn around.



clap!

turn!




My body

VOCABULARY

I will learn body words.


1  Listen, point and repeat.



2   Look at 1. Listen and say.

3  Listen and number.

This is my face.




58


fifty-eight



4 Look and match. Then circle.



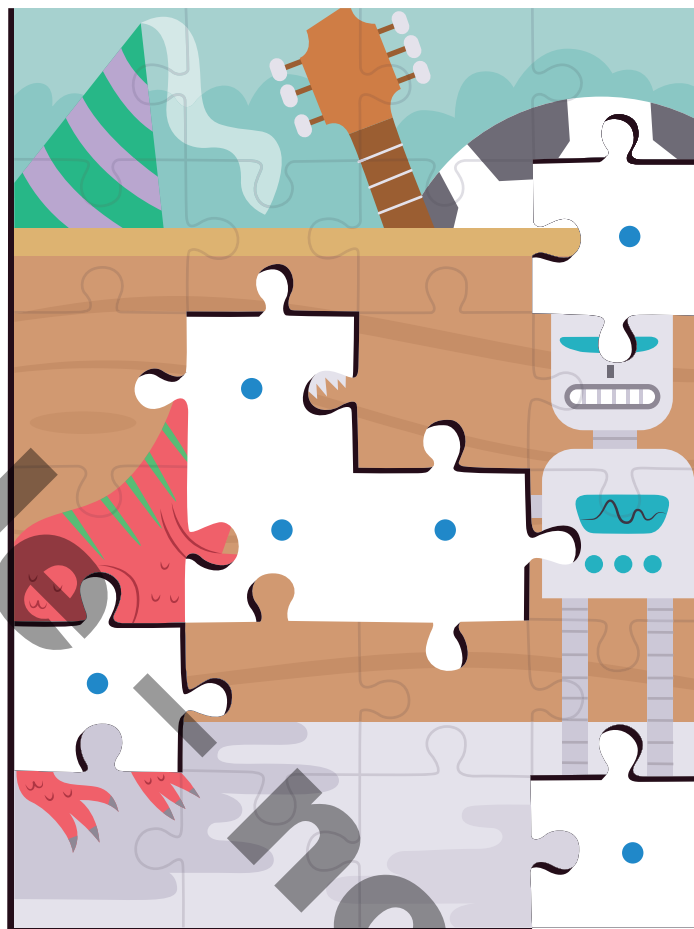
1 head / feet



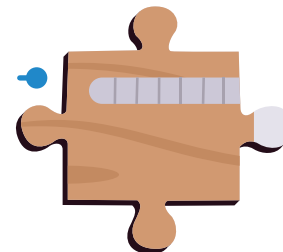
3 eyes / hands



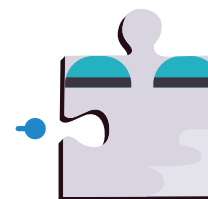
5 ears / legs



2 hair / mouth



4 arms / nose



6 feet / hands

5 Listen and play *Teddy says*.

CODE CRACKER

Teddy says ... touch your ear!



6 Make your own picture dictionary. Draw and label yourself.

my face

my arms



Language lab 1

GRAMMAR 1: I / YOU HAVE GOT AND HE / SHE HAS GOT

*I will describe people
using I've got / She's got.*

1



Watch and write **big** or **small**.

1



She has got a
_____ nose.

2



He has got a
_____ nose.

I've got big eyes.
You've got short hair.
He's got two ears.
She's got long hair.

I have got = **I've got**
She has got = **She's got**

2



Listen and circle. Then colour.


1 I've got / He's got red hair.



2 She's got / You've got blue hair.

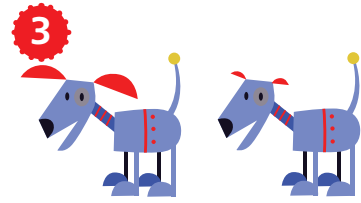


3 She's got / I've got purple hair.

4 He's got / You've got green hair.



3  Spot the difference and say.

She's got blue eyes.



4  Write 's got or 've got. Then write a number and draw.

**MATHS
ZONE**

1




He _____ eyes. I _____ arms.

2






3



She _____ ears. You _____ legs.


4



5   Look at 4. Play *Guess the monster* with your partner.

He's got two heads.

It's number one!

6  Circle and complete. Then describe yourself to your partner.

I _____ one / two head, two _____, two / four hands, two / three legs and two _____. I 's got / 've got _____ eyes and _____ hair.

sixty-one

61

Story lab

READING

I will read a story about a monster.

1 Listen and read the story.

It's a monster!




Values Include others.

2 How does Sofia feel? Draw 😊 or ☹️.





3 Match and write the number. Then say.



legs

arms

eye

nose

4 Look at 3. Choose a toy and describe it to your partner.

5 Act out the story in groups.

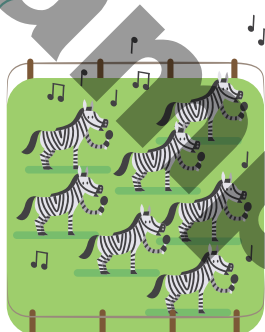
The monster's got one big eye and four arms.

Phonics lab


Z AND S

I will learn the z and s sounds.

1 Listen and chant.



There are **zebras** in the **zoo**, **z**, **z**, **zoo**.
How many **zebras**? **z**, **z**, **zebras**.
Six or **seven**, **s**, **s**, **seven**.
They **sing** in the **sun**, **s**, **s**, **sun**.
Sing a song, too!



2 Make the letters **z** and **s** in sand.

3 Continue the sequence. Say the sounds.

CODE CRACKER

1 **s** **z** **s** **z** **s**

2 **s** **s** **z** **s** **s**

3 **z** **z** **s** **z** **z**


4 Listen and write **s** or **z**.

1 _____un

2 _____ebra

3 _____oo

4 _____even



Experiment lab

SCIENCE: THE FIVE SENSES

*I will learn about
the five senses.*

 Watch a video about senses.

1  Listen, read and number the photo.



- 1** I **smell** with my nose.
- 2** I **taste** with my mouth.
- 3** I **hear** with my ears.
- 4** I **see** with my eyes.
- 5** I **touch** with my hands.

2 Match and write the body part.



- a** touch _____
b see _____
c smell _____

3   Listen and say what you hear.

EXPERIMENT TIME

Can I guess the taste?



- 1** Close your eyes.
- 2** Taste some food.
- 3** Guess what it is.
- 4** Check your answers.




Language lab 2

GRAMMAR 2: I'M / YOU'RE / HE'S / SHE'S

*I will describe height using
I'm / You're / He's / She's.*

1  Listen and number.



I'm tall.


You're short.

He's short.

She's tall.

I am = I'm
You are = You're
He is = He's
She is = She's

2  Circle the odd one out and say.



3 Look and write.

1 _____ short. _____ tall.



2 _____ short. _____ tall.



3 _____ tall.



4 _____ short.

4  Play *Ten second challenge!*
Find someone similar to you.

I'm short.

Me too!

What a big teddy bear!

COMMUNICATION

I will talk about surprising things.

1   Watch and circle.



1 What a big **mouth** / **nose** !




2 What a red **mouth** / **nose** !

2  Listen and number.



3  Have a scavenger hunt.
Find something ...



4  Look at **2**. Talk about the picture with a partner.

What a small train!



sixty-seven

67

PROJECT AND REVIEW

Create a puppet show

Step 1

Research

What does my puppet look like?

- ☐ Find out about different types of puppets and choose one.
- ☐ What body parts has your puppet got? How many?
- ☐ Is your puppet big or small?



My Puppet

eyes ✓ 3	mouth ✓ 1, big
legs ✓ 6	nose ✓ 1, big
arms ✓ 4	hands ✗

Step 2


Plan

Which materials can I use?

- ☐ Decide which materials to use.
- ☐ Decide what art items you need.
- ☐ Choose a name for your puppet.
- ☐ Draw and label a plan of your puppet.

My Puppet

Name: Big Bug
plastic eyes
paper legs
wood stick



Step 3


Create

How can I make my puppet?

- ☐ Look at your plan.
- ☐ Make your puppet.
- ☐ Write a role-play with your partner.

Big Bug: Hello, I'm Big Bug.

Small Nose: Hello, I'm ...



Find out about famous puppets. Ask your family.



Step 4

Show and tell

Put on a puppet show with your partner.

Hello, I'm Small Nose.

Hello, I'm Big Bunny. Nice to meet you!



Now I can ...

... use body words.

... describe people using I've got / She's got.

... describe height using I'm / You're / He's / She's.

... talk about surprising things.

2 Checkpoint

UNITS 3 AND 4

1




Listen and write the coordinates.

1

2

3



2 Read and find Ana's family. Write the coordinates, then circle.

1 She's short.

She's got grey hair.

She's got brown eyes.

She's got small ears.

This is my mum /
grandma.

2 He's short.

He's got brown hair.

He's got blue eyes.

He's got big feet.

This is my brother /
uncle.

3 Read the coordinates and find Pedro's family. Then write.

1 B2

She's _____.

She's got brown _____.

_____ 's got blue eyes.

She's _____ small hands.

This is my _____.

2 C1

_____ tall

He's _____ black hair.

He's got blue _____.

_____ 's got a big nose.

_____ is my dad.

4 Look at Ana and Pablo's family. Ask and answer with a partner.

Who's this?

This is her grandma. She's short. She's got grey hair.



Let's celebrate

CULTURE



New Year Festivals

1 Look at the pictures.
What colours can you see?

2  Listen and read.



dragon

This is a Chinese dragon. It's got a big head and a big mouth!



dinner

lantern

Chinese New Year

I live with my mum, grandad and grandma. At New Year, we decorate the house with red lanterns. We eat a special dinner with my aunts, uncles and cousins. Then we watch fireworks.

Fun Fact!

Chinese New Year lasts 15 days.



New Year in Ecuador

I make big puppets with my brother. This is our puppet. It's tall! There are fireworks in the puppet.

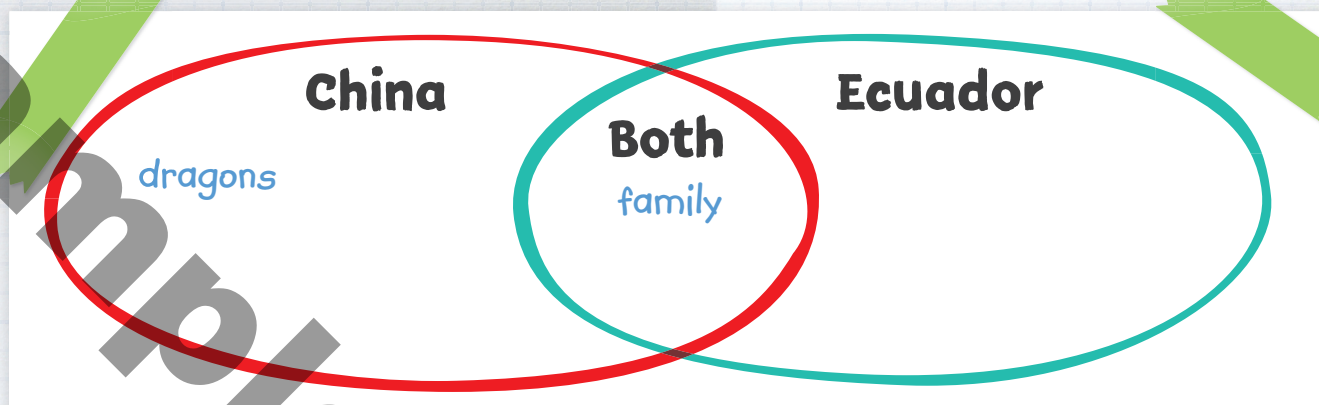


What big fireworks!



3 Read and write the words.


dragons family fireworks lanterns puppets



4 Read and make a Chinese dragon. Say.

- 1 Colour and cut out the dragon.
- 2 Fold some paper.
- 3 Stick two sticks. Look!
A Chinese dragon!

This is my Chinese dragon. It's got a big nose. It's red, orange and green.



My Culture

Find out about New Year celebrations in your country.

5 When do you celebrate with family? Draw a picture and label it.

6 Describe your picture.

This is my mum and dad. There are fireworks.



seventy-three

73