

## Old toys, new toys

### Lesson 1

What can you see?

1 Listen and explore.

1 doll

2 tablet

3 robot

4 car

5 teddy bear

6 ball

7 train

8 elephant

Tell me!

What's in your toy box?

2 Listen, point and say.

3 Stick and say. 4 Watch and listen.

### Lesson 2

1 Sing and act. **Song**

2 Listen and number.



What's this?  
It's a car.

I can shine!

3 Ask and answer about toys.

What's this?


It's a car.

I can name my toys.



# Lesson 3

1 Which toys can you see in the story? Tick (✓).



2 1.07 Listen or watch.



**I can shine!**

3 Circle Dexter's favourite toy.

4 Act out.

**I can understand a story about toys.**



## Lesson 4

- 1 1.08 Listen and find. 2 1.09 Listen and number. Say.



- 3 1.10 Listen and say.

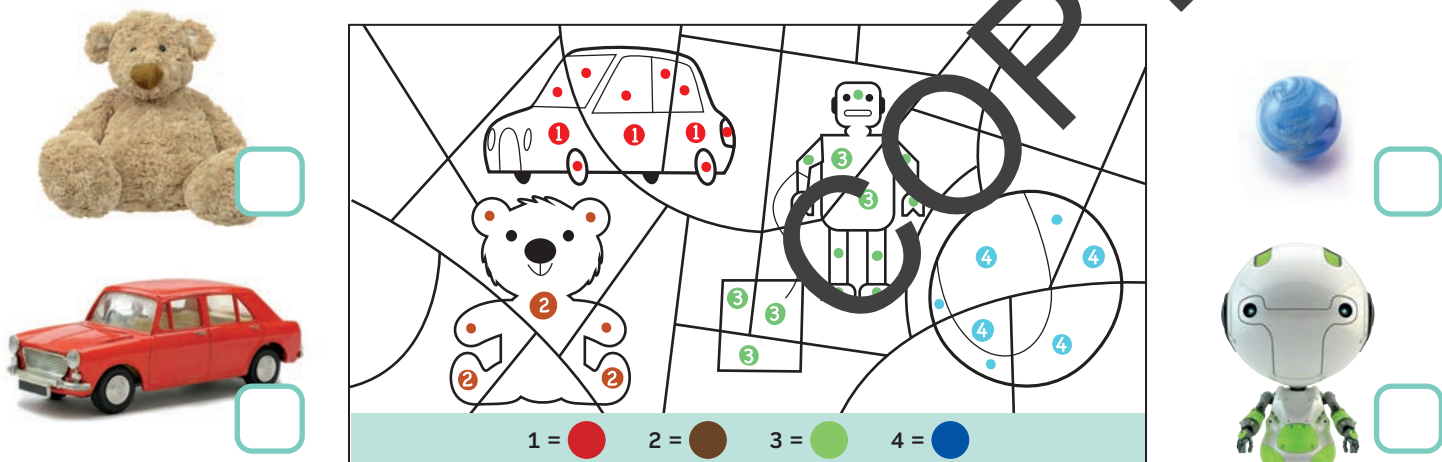


**Chant**

It's a doll, it's new.  
It's a car, it's blue.  
It's a train, it's old.  
It's a ball, it's small!

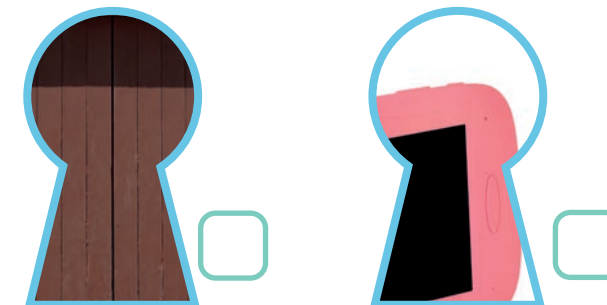
It's old.

- 4 Find, colour and number. Then say.



## Lesson 5

- 1 1.11 Listen and number.



- 2 Look and play.

What's this?

It's an elephant.

It's small.

- 3 1.12 Listen and say.

**My sounds**

**t**



**d**



**Two toy teddy bears and  
Dora the doll.**

**I can shine!**

- 4 Cut out and guess the toys.

What's this? It's new. It's blue.


It's a robot.

**I can ask and answer about toys.**



Lesson 6

- 11.15 Listen, look and find.
- 21.16 Listen, point and say.



- 3 Circle old toys in blue. Circle new toys in green.



- 4 Watch and listen.

Think and share!  
New toys or  
old toys?



Lesson 7

- 1 Look and number



Can I play?



Yes! Let's play.

- 21.17 Listen and tick (✓).



I can shine!

- 3 Choose a toy. Let's play!

Can I play?



Yes! Let's play.

I can ask to play.



# Let's have a class toy swap!

Wonder

Imagine

Build

Grow


Shine

1

## Step 1

### Review



- Look, read and number. Then trace.



ball  
doll  
robot  
teddy bear  
train  
tablet  
elephant  
car


☐  
☐  
☐  
☐  
☐  
☐  
☐  
☐

- Choose a toy. Draw, colour and circle.



It's big / small.

- Think! Choose a toy for the box. Circle.



It's old / new.

It's small.  
It's old.  
A car?

## Step 2

### Create

- Draw your toy for the class toy swap.



- Add your toy to a class toy swap poster.

- Guess your friend's toy.

It's old.  
It's red.

A doll?

Yes!

## Time to shine!

- Share your toy with the class.

Can I play?

Yes!



I can share my toys with my class!

1