



# Versant<sup>TM</sup> English Test

Test Description and Validation Summary

## Table of Contents

|   |           |
|---|-----------|
| <b>1. Introduction</b> .....  | <b>2</b>  |
| <b>2. Test Description</b> .....  | <b>2</b>  |
| 2.1 Test Design.....  | 2         |
| 2.2 Test Administration .....   | 3         |
| 2.2.1 Mobile App Administration .....   | 3         |
| 2.2.2 Computer Administration .....   | 3         |
| 2.3 Test Format.....  | 3         |
| Speech Sample .....   | 3         |
| Part A: Reading .....   | 4         |
| Part B: Repeat .....  | 4         |
| Part C: Short Answer Questions.....   | 5         |
| Part D: Sentence Builds .....   | 6         |
| Part E: Story Retelling .....   | 6         |
| Part F: Open Questions .....  | 7         |
| 2.4 Number of Items.....  | 7         |
| 2.5 Test Construct.....   | 7         |
| <b>3. Content Design and Development</b> .....                                      | <b>10</b> |
| 3.1 Vocabulary Selection.....   | 11        |
| 3.2 Item Development.....   | 11        |
| 3.3 Item Prompt Recording.....  | 11        |
| 3.3.1 Voice Distribution .....  | 11        |
| 3.3.2 Recording Review .....  | 12        |
| <b>4. Score Reporting</b> .....   | <b>12</b> |
| 4.1 Scores and Weights.....   | 12        |
| 4.2 Score Use.....  | 13        |
| 4.3 Score Interpretation.....   | 14        |
| <b>5. Validation</b> .....  | <b>14</b> |
| 5.1 Validity Study Design.....  | 15        |
| 5.1.1 Validation Sample .....   | 15        |
| 5.2 Internal Validity.....  | 15        |
| 5.2.1 Standard Error of Measurement .....   | 16        |
| 5.2.2 Reliability.....  | 16        |
| 5.2.4 Correlations between the Versant English Test and Human Scores .....          | 20        |
| 5.3 Relationship to Known Populations: Native and Non-native Group Performance..... | 21        |
| 5.4 Relationship to Scores of Tests with Related Constructs .....                   | 21        |
| <b>6. Conclusions</b> .....   | <b>23</b> |
| <b>7. About the Company</b> .....   | <b>24</b> |
| <b>8. References</b> .....  | <b>25</b> |
| <b>9. Appendix</b> .....  | <b>28</b> |

# 1. Introduction

The Versant™ English Test, powered by Versant technology, is an assessment instrument designed to measure how well a person understands and speaks English. The Versant English Test is intended for adults and students over the age of 15 and takes approximately 15 minutes to complete. Because the Versant English Test is delivered automatically by the Versant testing system, the test can be taken at any time, from any location using the phone app or a computer. A human examiner is not required. The computerized scoring allows for immediate, objective, and reliable results that correspond well with traditional measures of spoken English performance.

The Versant English Test measures *facility* with spoken English, which is a key element in English oral proficiency. Facility in spoken English is how well the person can understand spoken English on everyday topics and respond appropriately at a native-like conversational pace in English. Academic institutions, corporations, and government agencies throughout the world use the Versant English Test to evaluate the ability of students, staff, and officers to understand spoken English and to express themselves clearly and appropriately in English. Scores from the Versant English Test provide reliable information that can be applied to placement, qualification and certification decisions, as well as monitor progress and measure instructional outcomes.

## 2. Test Description

### 2.1 Test Design

The Versant English Test may be taken at any time from any location using a mobile phone app or computer. During test administration, the Versant testing system presents a series of recorded spoken prompts in English at a conversational pace and elicits oral responses in English. The voices of the item prompts are from native speakers of English from several different regions in the U.S, providing a range of speaking styles.

The Versant English Test has six item types: Reading, Repeats, Short Answer Questions, Sentence Builds, Story Retelling, and Open Questions. All item types except for Open Questions elicit responses that can be analyzed automatically. These item types provide multiple, fully independent measures that underlie facility with spoken English, including phonological fluency, sentence construction and comprehension, passive and active vocabulary use, listening skill, and pronunciation of rhythmic and segmental units. Because more than one item type contributes to each subscore, the use of multiple item types strengthens score reliability.

The Versant testing system analyzes the candidate's responses and posts scores to a secure website usually within minutes of the completed test. Test administrators and score users can view and print out test results from a password-protected website.

The Versant English Test provides numeric scores and performance levels that describe the candidate's facility in spoken English – that is, the ability to understand spoken English on everyday topics and to

respond appropriately at a native-like conversational pace in intelligible English. The Versant English Test score report is comprised of an Overall score and four diagnostic subscores: Sentence Mastery, Vocabulary, Fluency, and Pronunciation. Together, these scores describe the candidate's facility in spoken English.

## 2.2 Test Administration

Administration of the Versant English Test generally takes 15 to 17 minutes via a mobile app or computer. The delivery of the recorded test questions is interactive – the system detects when the candidate has finished responding to one item and then presents the next item.

### 2.2.1 Mobile App Administration

Test administration on a mobile phone requires Pearson's Versant Test app and an Internet connection. The testing app can be downloaded at no cost from the iOS App Store or Google Play store. The candidate can use a headset or earbuds with microphone or speakerphone. The testing app prompts the candidate to enter the Test Identification Number they have received from their test administrator. This identification number is unique for each candidate and keeps the candidate's information secure.

A single examiner voice presents all the spoken instructions for the test. The spoken instructions for each section are also displayed verbatim on the device screen to help ensure that candidates understand the directions. Candidates interact with the test system in English, going through all six parts of the test until they complete the test and close the testing app.

### 2.2.2 Computer Administration

For computer administration, the candidate may take the test either via the online testing site or computer software. The computer used must have an Internet connection and, if the software option is used, Pearson's Computer Delivered Test (CDT) software installed. The candidate is fitted with a microphone headset. The system allows the candidate to adjust the volume and calibrate the microphone before the test begins.

The instructions for each section are spoken by an examiner voice and are also displayed on the computer screen. Candidates interact with the test system in English, speaking their responses into the microphone. When a test is finished, the candidate clicks a button labeled, "End Test".

## 2.3 Test Format

The following subsections provide brief descriptions of the item types and the abilities required to respond to the items in each of the six parts of the Versant English Test.

### Speech Sample

In this task, candidates listen to a spoken question that asks them to describe something or give their opinion on a topic. Candidates have up to 30 seconds to respond to the question.

Examples:

Do you prefer speaking with someone by a voice call or a video call? Explain why.

Do you think it's important to learn English? Why or why not?

This task is used to collect a longer spontaneous speech sample. Candidates' responses to items in this section are not scored but are available for review by authorized listeners. These questions are not considered test items.

### Part A: Reading

In this task, the candidate reads numbered sentences, one at a time, as prompted. The sentences are displayed on the mobile phone or computer screen. Reading items are grouped into sets of four sequentially coherent sentences, as in the examples below.

Examples:

1. Larry's next door neighbors are awful.
2. They play loud music all night when he's trying to sleep.
3. If he tells them to stop, they just turn it up louder.
4. He wants to move out of that neighborhood.

Presenting the sentences as part of a group helps the candidate disambiguate words in context and helps suggest how each individual sentence should be read aloud. The device screen contains two groups of four sentences (i.e., 8 items). Candidates are prompted to read the eight sentences one at a time, starting with number 1 and ending with number 8. The system tells the candidate which of the numbered sentences to read aloud (e.g., "Now, please read sentence 7."). After the candidate has read the sentence (or has remained silent for a period of time), the system prompts him or her to read the next sentence from the list.

The sentences are relatively simple in structure and vocabulary, so they can be read easily and in a fluent manner by literate speakers of English. For candidates with little facility in spoken English but with some reading skills, this task provides samples of their pronunciation and reading fluency. The readings appear first in the test because, for many candidates, reading aloud presents a familiar task and is a comfortable introduction to the interactive mode of the test as a whole.

### Part B: Repeat

In this task, candidates are asked to repeat sentences that they hear verbatim. The sentences are presented to the candidate in approximate order of increasing difficulty. Sentences range in length from three words to 15 words. The audio item prompts are spoken in a conversational manner.

Examples:

Get some water.  
Let's meet again in two weeks.  
Come to my office after class if you need help.

To repeat a sentence longer than about seven syllables, a person must recognize the words as spoken in a continuous stream of speech (Miller & Isard, 1963). Highly proficient speakers of English can generally repeat sentences that contain many more than seven syllables because these speakers are very familiar with English words, phrase structures, and other common syntactic forms. If a person habitually processes five-word phrases as a unit (e.g., “the really big apple tree”), then that person can usually repeat utterances of 15 or 20 words in length. Generally, the ability to repeat material is constrained by the size of the linguistic unit that a person can process in an automatic or nearly automatic fashion. As the sentences increase in length and complexity, the task becomes increasingly difficult for speakers who are not familiar with English sentence structure.

Because the Repeat items require candidates to organize speech into linguistic units, Repeat items assess the candidate's mastery of phrase and sentence structure. Given that the task requires the candidate to repeat full sentences (as opposed to just words and phrases), it also offers a sample of the candidate's fluency and pronunciation in continuous spoken English.

### Part C: Short Answer Questions

In this task, candidates listen to spoken questions and answer each question with a single word or short phrase. The questions generally present at least three or four lexical items spoken in a continuous phonological form and framed in English sentence structure. Each question asks for basic information or requires simple inferences based on time, sequence, number, lexical content, or logic. The questions do not presume any knowledge of specific facts of culture, geography, history, or other subject matter; they are intended to be within the realm of familiarity of both a typical 12-year-old native speaker of English and an adult who has never lived in an English-speaking country.

Examples:

What is frozen water called?  
How many months are in a year and a half?  
Does a tree usually have more trunks or branches?

To correctly respond to the questions, a candidate must identify the words in phonological and syntactic context, and then infer the demand proposition. Short Answer Questions measure receptive and productive vocabulary within the context of spoken questions presented in a conversational style.

## Part D: Sentence Builds

For the Sentence Builds task, candidates hear three short phrases and are asked to rearrange them to make a sentence. The phrases are presented in a random order (excluding the original word order), and the candidate says a reasonable and grammatical sentence that comprises exactly the three given phrases.

Examples:

in / bed / stay  
she didn't notice / the book / who took  
we wondered / would fit in here / whether the new piano

To correctly complete this task, a candidate must understand the possible meanings of the phrases and know how they might combine with other phrasal material, both with regard to syntax and pragmatics. The length and complexity of the sentence that can be built is constrained by the size of the linguistic unit (e.g., one word versus a three-word phrase) that a person can hold in verbal working memory. This is important to measure because it reflects the candidate's ability to access and retrieve lexical items and to build phrases and clause structures automatically. The more automatic these processes are, the more the candidate's facility in spoken English. This skill is demonstrably distinct from memory span (see Section 2.5, Test Construct, below).

The Sentence Builds task involves constructing and articulating entire sentences. As such, it is a measure of candidates' mastery of sentences in addition to their pronunciation and fluency.

## Part E: Story Retelling

In this task, candidates listen to a brief story and are then asked to describe what happened in their own words. Candidates have thirty seconds to respond to each story. Candidates are encouraged to tell as much of the story as they can, including the situation, characters, actions and ending. The stories consist of three to six sentences and contain from 30 to 90 words. The situation involves a character (or characters), setting, and goal. The body of the story describes an action by the agent of the story followed by a possible reaction or implicit sequence of events. The ending typically introduces a new situation, actor, patient, thought, or emotion.

Example:

Three girls were walking along the edge of a stream when they saw a small bird with its feet buried in the mud. One of the girls approached it, but the small bird flew away. The girl ended up with her own feet covered with mud.

The Story Retelling items assess a candidate's ability to listen and understand a passage, reformulate the passage using his or her own vocabulary and grammar, and then retell it in detail. This section elicits longer, more open-ended speech samples than earlier sections in the test and allows for the assessment of a wider range of spoken abilities. Performance on Story Retelling provides a measure of fluency, pronunciation, vocabulary, and sentence mastery.

## Part F: Open Questions

In this task, candidates listen to spoken questions that elicit an opinion, and are asked to provide an answer with an explanation. Candidates have 40 seconds to respond to each question. The questions relate to day-to-day issues or the candidate's preferences and choices.

Examples:

Do you think television has had a positive or negative effect on family life? Please explain.  
Do you like playing more in individual or in team sports? Please explain.

This task is used to collect longer spontaneous speech samples.

## 2.4 Number of Items

In the administration of the Versant English Test, the testing system presents approximately 63 items in six separate sections to each candidate. The items are drawn at random from a large item pool. This means that most or all items are different from one test administration to the next. Proprietary algorithms are used by the testing system to select from the item pool – the algorithms take into consideration, among other things, an item's difficulty level and similarity to other presented items. Table 1 shows the approximate number of items presented in each section. The exact number of items in each test may change from time to time as new, unscored items are added to and removed from the test. The responses to the unscored items do not impact the candidates' scores nor do they impact the test experience. The responses are used to build scoring models for new items, which allows Pearson to add new content to the test in order to keep the item bank secure and up-to-date.

Table 1. Approximate Number of Items Presented per Section

| Task                      | Approximate Number of Items Presented |
|---------------------------|---------------------------------------|
| A. Reading                | 8                                     |
| B. Repeat                 | 16                                    |
| C. Short Answer Questions | 24                                    |
| D. Sentence Builds        | 10                                    |
| E. Story Retelling        | 3                                     |
| F. Open Questions         | 2                                     |
| <b>Total</b>              | <b>63</b>                             |

## 2.5 Test Construct

For any language test, it is essential to define the test construct as explicitly as possible (Bachman, 1990; Bachman & Palmer, 1996). The Versant English Test is designed to measure a candidate's facility in



spoken English – that is, the ability to understand spoken English on everyday topics and to respond appropriately at a native-like conversational pace in intelligible English. Another way to describe the construct *facility in spoken English* is “the ease and immediacy in understanding and producing appropriate conversational English” (Levelt, 1989). This definition relates to what occurs during the course of a spoken conversation. While keeping up with the conversational pace, a person has to track what is being said, extract meaning as speech continues, and then formulate and produce a relevant and intelligible response. These component processes of listening and speaking are schematized in Figure 1.

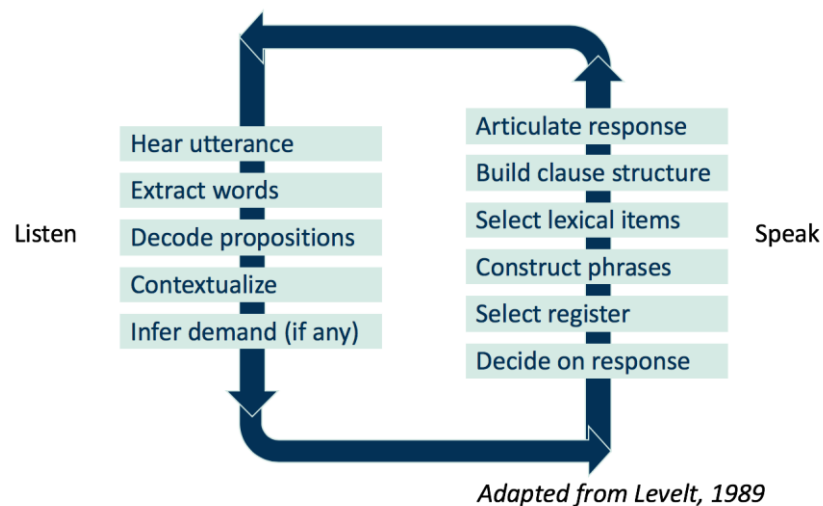


Figure 1. Conversational processing components in listening and speaking.

During a test, the testing system presents a series of discrete prompts to the candidate at a conversational pace as recorded by several different native speakers who represent a range of native accents and speaking styles. These integrated “listen-then-speak” items require real-time receptive and productive processing of spoken language forms. The items are designed to be relatively independent of social nuance and higher cognitive functions. The same facility in spoken English that enables a person to participate in everyday native-paced English conversation also enables that person to satisfactorily understand and respond to the listening/speaking tasks in the Versant English Test.

The Versant English Test measures the candidate’s control of core language processing components, such as lexical access and syntactic encoding. For example, in normal everyday conversation, native speakers go from building a clause structure to phonetic encoding (the last two stages in the right-hand column of Figure 1) in about 40 milliseconds (Van Turenout, Hagoort, & Brown, 1998). Similarly, the other stages shown in Figure 1 must be performed within the short period of time available to a speaker during a conversational turn in everyday communication. The typical time window in turn taking is about 500-1000 milliseconds (Bull & Aylett, 1998). If language users involved in communication cannot successfully perform the complete series of mental activities presented in Figure 1 in real-time, both as listeners and as speakers, they will not be able to participate actively in conversations and other types of communication.

Automaticity in language processing is required in order for the speaker/listener to be able to pay attention to what needs to be said/understood rather than to how the encoded message is to be structured/analyzed. Automaticity in language processing is the ability to access and retrieve lexical items, to build phrases and clause structures, and to articulate responses without conscious attention to the linguistic code (Cutler, 2003; Jescheniak, Hahne, & Schriefers, 2003; Levelt, 2001). Some measures of automaticity in the Versant English Test may be misconstrued as memory tests. Because some tasks involve repeating long sentences or holding phrases in memory in order to piece them together into reasonable sentences, it may seem that these tasks are measuring memory capacity rather than language ability. However, psycholinguistic research has shown that verbal working memory for such things as remembering a string of digits is distinct from the cognitive resources used to process and comprehend sentences (Caplan & Waters, 1999).

The fact that syntactic processing resources are generally separate from short-term memory stores is also evident in the empirical results of the Versant English Test validation experiments (see Section 5: Validation). Virtually all native English speakers achieve high scores on the Versant English Test, whereas non-native speakers obtain scores distributed across the scale. If memory, as such, were being measured as an important component of performance on the Versant English Test, then native speakers would show greater variation in scores as a function of their range of memory capacities. The Versant English test would not correlate as highly as it does with other accepted measures of oral proficiency, since it would be measuring something other than language ability.

The Versant English Test probes the psycholinguistic elements of spoken language performance rather than the social, rhetorical, and cognitive elements of communication. The reason for this focus is to ensure that test performance relates most closely to the candidate's facility with the language itself and is not confounded with other factors. The goal is to separate familiarity with spoken language from other types of knowledge including cultural familiarity, understanding of social relations and behavior, and the candidate's own cognitive style. Also, by focusing on context-independent material, less time is spent developing a background cognitive schema for the tasks, and more time is spent collecting data for language assessment (Downey et al., 2008).

The Versant English Test measures the real-time encoding and decoding of spoken English. Performance on Versant English Test items predicts a more general spoken language facility, which is essential in successful oral communication. The reason for the predictive relation between spoken language facility and oral communication skills is schematized in Figure 2. This figure puts Figure 1 into a larger context, as one might find in a social-situated dialog.

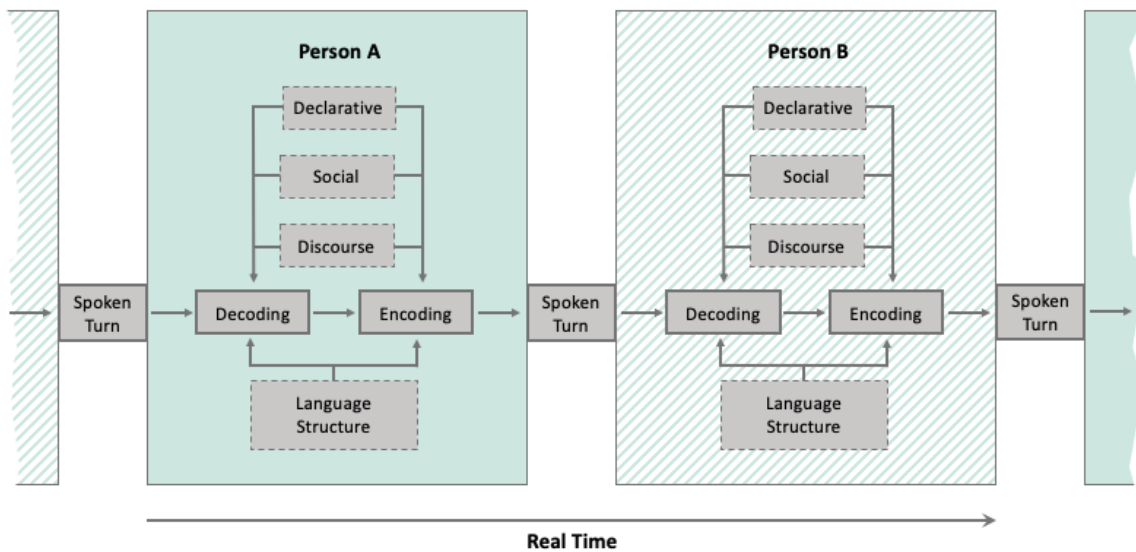


Figure 2. Message decoding and message encoding as a real-time chain-process in oral interaction.

The language structures that are largely shared among the members of a speech community are used to encode and decode various threads of meaning that are communicated in spoken turns. These threads of meaning that are encoded and decoded include declarative information, as well as social information and discourse markers. World knowledge and knowledge of social relations and behavior are also used in understanding and in formulating the content of the spoken turns. However, these social-cognitive elements of communication are not represented in this model and are not directly measured in the Versant English Test.

### 3. Content Design and Development

The Versant English Test measures both listening and speaking skills, emphasizing the candidate's facility (ease, fluency, immediacy) in responding aloud to common, everyday spoken English. All Versant English Test items are designed to be region neutral. The content specification also requires that both native speakers and proficient non-native speakers find the items very easy to understand and to respond to appropriately. For English learners, the items cover a broad range of skill levels and skill profiles.

Except for the Reading items, each Versant English Test item is independent of the other items and presents unpredictable spoken material in English. The test is designed to use context-independent material for three reasons. First, context-independent items exercise and measure the most basic meanings of words, phrases, and clauses on which context-dependent meanings are based (Perry, 2001). Second, when language usage is relatively context-independent, task performance depends less on factors such as world knowledge and cognitive style and more on the candidate's facility with the language itself. Thus, the test performance on the Versant English Test relates most closely to language abilities and is not confounded with other candidate characteristics. Third, context-independent tasks maximize response density; that is, within the time allotted, the candidate has more time to demonstrate performance in speaking the language. Less time is spent developing a background cognitive schema needed for successful task performance. Item types maximize reliability by providing multiple, fully

independent measures. They elicit responses that can be analyzed automatically to produce measures that underlie facility with spoken English, including phonological fluency, sentence comprehension, vocabulary, and pronunciation of lexical and phrasal units.

### 3.1 Vocabulary Selection

The vocabulary used in all test items and responses is restricted to forms of the 8,000 most frequently used words in the Switchboard Corpus (Godfrey & Holliman, 1997), a corpus of three million words spoken in spontaneous telephone conversations by over 500 speakers of both sexes from every major dialect of American English. In general, the language structures used in the test reflect those that are common in everyday English. This includes extensive use of pronominal expressions such as “she” or “their friend” and contracted forms such as “won’t” and “I’m.”

### 3.2 Item Development

Versant English Test items were drafted by native English-speaking item developers from different regions in the U.S. In general, the language structures used in the test reflect those that are common in everyday conversational English. The items were designed to be independent of social nuance and complex cognitive functions. Lexical and stylistic patterns found in the Switchboard Corpus guided item development.

Draft items were then reviewed internally by a team of test developers, all with advanced degrees in language-related fields, to ensure that they conformed to item specifications and English usage in different English-speaking regions and contained appropriate content. Then, draft items were sent to external linguists for expert review to ensure 1) compliance with the vocabulary specification, and 2) conformity with current colloquial English usage in different countries. Reviewers checked that items would be appropriate for candidates trained to standards other than American English.

All items, including anticipated responses for short-answer questions, were checked for compliance with the vocabulary specification. Most vocabulary items that were not present in the lexicon were changed to other lexical stems that were in the consolidated word list. Some off-list words were kept and added to a supplementary vocabulary list, as deemed necessary and appropriate. Changes proposed by the different reviewers were then reconciled and the original items were edited accordingly.

For an item to be retained in the test, it had to be understood and responded to appropriately by at least 90% of a reference sample of educated native speakers of English.

### 3.3 Item Prompt Recording

#### 3.3.1 Voice Distribution

Twenty-six native speakers (13 men and 13 women) representing various speaking styles and regions were selected for recording the spoken prompt materials. The 26 speakers recorded items across different tasks fairly evenly.

Recordings were made in a professional recording studio in Menlo Park, California. In addition to the item prompt recordings, all the test instructions were recorded by a professional voice talent whose voice is distinct from the item voices.

### 3.3.2 Recording Review

Multiple independent reviews were performed on all the recordings for quality, clarity, and conformity to natural conversational styles. Any recording in which reviewers noted some type of error was either re-recorded or excluded from insertion in the operational test.

## 4. Score Reporting

### 4.1 Scores and Weights

The Versant English Test score report is comprised of an Overall score and four diagnostic subscores (Sentence Mastery, Vocabulary, Fluency<sup>1</sup> and Pronunciation). Scores are reported in the range from 10 to 90 on Pearson’s Global Scale of English (GSE). The corresponding Common European Framework of Reference for Languages (CEFR) level is also displayed.

**Overall:** The Overall score of the test represents the ability to understand spoken English and speak it intelligibly at a native-like conversational pace on everyday topics. Scores are based on a weighted combination of the four diagnostic subscores.

**Sentence Mastery:** Sentence Mastery reflects the ability to understand, recall, and produce English phrases and clauses in complete sentences. Performance depends on accurate syntactic processing and appropriate usage of words, phrases, and clauses in meaningful sentence structures.

**Vocabulary:** Vocabulary reflects the ability to understand common everyday words spoken in sentence context and to produce such words as needed. Performance depends on familiarity with the form and meaning of everyday words and their use in connected speech.

**Fluency:** Fluency is measured from the rhythm, phrasing and timing evident in constructing, reading and repeating sentences.

**Pronunciation:** Pronunciation reflects the ability to produce consonants, vowels, and stress in a native-like manner in sentence context. Performance depends on knowledge of the phonological structure of everyday words as they occur in phrasal context.

---

<sup>1</sup> Within the context of language acquisition, the term “fluency” is sometimes used in the broader sense of general language mastery. In the narrower sense used in the Versant English Test score reporting, “fluency” is taken as a component of oral proficiency that describes certain characteristics of the observable performance. Following this usage, Lennon (1990) identified fluency as “an impression on the listener’s part that the psycholinguistic processes of speech planning and speech production are functioning easily and efficiently” (p. 391). In Lennon’s view, surface fluency is an indication of a fluent process of encoding. The Versant English Test fluency subscore is based on measurements of surface features such as the response latency, speaking rate, and continuity in speech flow, but as a constituent of the Overall score it is also an indication of the ease of the underlying encoding process.

Among the four subscores, two basic types of scores are distinguished: scores relating to the content of what a candidate says (Sentence Mastery and Vocabulary) and scores relating to the manner (quality) of the response production (Fluency and Pronunciation). This distinction corresponds roughly to Carroll's (1961) distinction between a knowledge aspect and a control aspect of language performance. In later publications, Carroll (1986) identified the control aspect as automatization, which suggests that people speaking fluently without realizing they are using their knowledge about a language have attained the level of automatic processing as described by Schneider & Shiffrin (1977).

In all but the Open Questions section of the Versant English Test, each incoming response is recognized automatically by a speech recognizer that has been optimized for non-native speech. The words, pauses, syllables, phones, and even some subphonemic events are located in the recorded signal. The content of the responses to Reading, Repeats, SAQs, and Sentence Builds is scored according to the presence or absence of expected correct words in correct sequences. The content of responses to Story Retelling items is scored for vocabulary by scaling the weighted sum of the occurrence of a large set of expected words and word sequences that are recognized in the spoken response. Weights are assigned to the expected words and word sequences according to their semantic relation to the story prompt using a variation of latent semantic analysis (Landauer et al., 1998). Across all the items, content accuracy counts for 50% of the Overall score, and reflects whether or not the candidate understood the prompts and responded with appropriate content.

The manner-of-speaking scores (Fluency and Pronunciation, or the control dimension) are calculated by measuring the latency of the response, the rate of speaking, the position and length of pauses, the stress and segmental forms of the words, and the pronunciation of the segments in the words within their lexical and phrasal context. These measures are scaled according to the native and non-native distributions and then re-scaled and combined so that they optimally predict human judgments on manner-of-speaking. The manner-of-speaking scores count for the remaining 50% of the Overall score and reflect whether or not the candidate speaks in a native-like manner.

In the Versant English Test scoring logic, content and manner (i.e. accuracy and control) are weighted equally because successful communication depends on both. Producing accurate lexical and structural content is important, but excessive attention to accuracy can lead to disfluent speech production and can also hinder oral communication; on the other hand, inappropriate word usage and misunderstood syntactic structures can also hinder communication.

## 4.2 Score Use

Once a candidate has completed a test, the Versant testing system analyzes the spoken performances and posts the scores to the password-protected test administration platform, ScoreKeeper. Test administrators can choose to make scores available to test takers. If this option is selected, test takers may be able to see them on ScoreKeeper or using the score look up function on the Pearson website.

Scores from the Versant English Test have been used by educational and government institutions as well as commercial and business organizations. Pearson endorses the use of Versant English Test scores for



making valid decisions about oral English interaction skills of individuals, provided score users have reliable evidence confirming the identity of the individuals at the time of test administration. Score users may obtain such evidence either by administering *the* Versant English Test themselves or by having trusted third parties administer the test. In several countries, education and commercial institutions provide such services.

Versant English Test scores can be used to evaluate the level of spoken English skills of individuals entering into, progressing through, and exiting English language courses. Scores may also be used effectively in evaluating whether an individual's level of spoken English is sufficient to perform certain tasks or functions requiring mastery of spoken English.

The Global Scale of English covers a wide range of abilities in spoken English communication. In most cases, score users must decide what Versant English Test score is considered a minimum requirement in their context (i.e., a cut score). Score users may wish to base their selection of an appropriate cut score on their own localized research. Pearson can provide a Benchmarking Kit and further assistance in establishing cut scores.

### 4.3 Score Interpretation

Two summary tables offer a quick reference for interpreting Versant English Test scores in terms of the Common European Framework of Reference descriptors. Table 1 in the Appendix presents an overview relating the Common European Framework global scale (Council of Europe, 2001:24) to Versant English Test Overall scores as reported on the Global Scale of English. Table 2 in the Appendix provides the more specific scale of Oral Interaction Descriptors used in the studies designed to align Overall scores to the CEFR levels. The method used to create the reference tables is described in the [Can-Do Guide](#). Please contact Pearson for this report.

## 5. Validation

The scoring models used in the first version of the Versant English Test were validated in a series of studies to over 4,000 native and non-native English speakers. In the initial validation study, the native group comprised 376 literate adults, geographically representative of the U.S. population aged 18 to 50. It had a female:male ratio of 60:40 and was 18% African-American. The non-native group was a stratified random sample of 514 candidates sampled from a larger group of more than 3,500 non-native candidates. Stratification was aimed at obtaining an even representation for gender and for native language. Over 40 different languages were represented in the non-native norming group, including Arabic, Chinese, Spanish, Japanese, French, Korean, Italian, and Thai. Ages ranged from 17 to 79 and the female:male ratio was 50:50. More information about these initial validation studies can be found in Validation Summary for PhonePass SET-10. Please contact Pearson for this report.

The Versant English Test has undergone several modifications. The test has been previously known as *PhonePass*, *SET-10*, and *Versant for English*. Because of the introduction of several modifications, a number of additional validation studies have been performed. With each modification, the accuracy of the test has improved but the scores are still correlated highly with previous versions. The additional

validation studies used a native norming group of 775 native speakers of English from the U.S. and the U.K. and a non-native norming group of 603 speakers from a number of countries in Asia, Europe and South America. The native norming group consisted of approximately 33% of speakers from the U.K. and 66% from the U.S. and had a female:male ratio of 55:45. Ages ranged from 18 to 75. The non-native norming group had a female:male ratio of 62:38. Ages ranged from 12 to 56.

In a recent version of the Versant English Test, Story Retelling items were introduced. Scores on Story Retelling items contribute to all four subscores. A correlation of 0.99 (n=149) was found between the current version of the Versant English Test and the version on which previous validation studies were conducted. The high correlation suggests that many of the inferences from validation studies conducted with the previous releases also apply to the new version. Some of the data presented in this section were collected in validation studies for the previous versions and are assumed to generalize to the most recent version of the test. All scores, statistics, and results in the validation studies below (§5.1-5.4) use the original Versant scale of 20 to 80 rather than the GSE of 10 to 90.

## 5.1 Validity Study Design

Validity analyses examined three aspects of the Versant English Test scores:

1. Internal quality (reliability and accuracy): whether or not the Versant English Test a) provides consistent scores that accurately reflect the scores that human listeners and raters would assign and b) provides distinct subscores that measure different aspects of the test construct.
2. Relation to known populations: whether or not the Versant English Test scores reflect expected differences and similarities among known populations (e.g., natives vs. English learners).
3. Relation to scores of tests with related constructs: how closely Versant English Test scores predict the reliable information in scores of well-established speaking tests.

### 5.1.1 Validation Sample

From the large body of spoken performance data collected from native and non-native speakers of English, a total of 149 subjects were set aside for a series of validation analyses. Over 20 different languages were represented in the validation sample. Ages ranged from 20 to 55 and the female:male ratio was 42:58. Care was taken to ensure that the training dataset and validation dataset did not overlap. That is, the spoken performance sample provided by the validation candidates were excluded from the datasets used for training the automatic speech processing models or for training any of the scoring models. A total of seven native speakers were included in the validation dataset but have been excluded from the validity analyses so as not to inflate the correlations.

## 5.2 Internal Validity

To understand the consistency and accuracy of the Versant English Overall scores and the distinctness of the subscores, the following indicators were examined: the standard error of measurement of the Versant English Overall score; the reliability of the Versant English Test (split-half and test-retest); the correlations between the Versant English Overall scores and subscores, and between pairs of subscores;



comparison of machine-generated Versant English scores with listener-judged scores of the same Versant English tests. These qualities of consistency and accuracy of the test scores are the foundation of any valid test (Bachman & Palmer, 1996).

### 5.2.1 Standard Error of Measurement

The Standard Error of Measurement (SEM) provides an estimate of the amount of error in an individual’s observed test scores and “shows how far it is worth taking the reported score at face value” (Luoma, 2004: 183). The SEM of the Versant English Overall score (on the Versant scale) is 2.8.

### 5.2.2 Reliability

#### Split-half Reliability

Score reliabilities were estimated by the split-half method (n=143). Split-half reliability was calculated for the Overall score and all subscores. The split-half reliabilities use the Spearman-Brown Prophecy Formula to correct for underestimation and are similar to the reliabilities calculated for the uncorrected equivalent form dataset. The human scores were calculated from human transcriptions (for the Sentence Mastery and Vocabulary subscores) and human judgments (for the Pronunciation and Fluency subscores). Table 2 presents split-half reliabilities based on the same individual performances scored by careful human rating in one case and by independent automatic machine scoring in the other case. The values in Table 2 suggest that there is sufficient information in a Versant English Test item response set to extract reliable information, and that the effect on reliability of using the Versant speech recognition technology, as opposed to careful human rating, is quite small across all score categories. The high reliability score is a good indication that the computerized assessment will be consistent for the same candidate assuming no changes in the candidate’s language proficiency level.

Table 2. Split-Half Reliabilities of Versant English Test Machine Scoring versus Human Scoring

| Score            | <i>Machine Split-half reliability (n = 143)</i> | <i>Human Split-half reliability (n=143)</i> |
|------------------|---|---|
| Overall          | 0.97  | 0.99  |
| Sentence Mastery | 0.92  | 0.95  |
| Vocabulary       | 0.92  | 0.93  |
| Fluency          | 0.97  | 0.99  |
| Pronunciation    | 0.97  | 0.99  |

### Test-Retest Reliability

Score reliabilities were also estimated by the test-retest method (n=140). Three randomly generated test forms were administered in a single session to 140 participants. Tests were administered via telephone and computer. The participants were adult learners of English studying at a community college or university and came from a wide range of native language backgrounds. The mean age was 32 years (sd = 8.75). Test administrations are referred to as Test 1, Test 2, and Test 3. Comparisons between Test 1 and Test 2 represent test-retest reliability in the *absence* of a practice test, while comparisons between Test 2 and Test 3 represent test-retest reliability in the *presence* of a practice test (i.e., Test 1). Comparisons between Test 1 and Test 3 represent “repetition effects” or “practice effects”, which is the possibility that test scores naturally improve with increased experience with the task. Test-retest reliability was estimated using Pearson’s correlation coefficient applied to overall Versant English Test scores at the three different administrations. Results of the correlation analyses are summarized in Table 3 below.

Table 3. Correlations between Versant English Test Overall Scores (n=140)

| Condition                                   | Correlation |
|---|-------------|
| Without a practice test (Test 1 vs. Test 2) | 0.97        |
| With a practice test (Test 2 vs. Test 3)    | 0.97        |
| Repetition effects (Test 1 vs. Test 3)      | 0.97        |

These data show that test-retest reliability is high with or without a practice test. It also suggests that increasing familiarity with the tasks does not result in any consistent change in Versant English overall scores.

To determine whether there were any statistically significant differences between scores on any of the three administrations, a separate single-factor Analysis of Variance (ANOVA) was performed with Administration Order (Test 1, 2, or 3) as a factor. Descriptive results of the scores are summarized in Table 4.

Table 4. Mean Overall Versant English Test Scores and Standard Deviations across Administration Order (n=140)

|           | Administration Order |               |               |
|-----------|----------------------|---------------|---------------|
|           | Test 1               | Test 2        | Test 3        |
| Mean (sd) | 44.46 (15.30)        | 44.99 (14.25) | 44.72 (15.17) |

There were no statistically significant differences in administration order. Mean score differences are <1 point between each administration of the test, which is well within the standard error of measurement (2.8 points).

The above data were also used to examine the possible grading differences between two different Versant administration modalities: computer-delivered (“CDT”) and telephone, a previously available test modality. The order of presentation of the CDT versus phone modality of the test was randomized and counterbalanced across participants. Test 1 was treated as a practice test; Tests 2 and 3 were the CDT and telephone versions of the test.

The difference of overall scores was analyzed using a paired, two-tailed t-test ( $\alpha = .05$ ). No significant difference was found between the overall scores of the CDT version ( $m = 52.3, sd = 13.9$ ) and the telephone delivered version ( $m = 52.7, sd = 14.5$ ) ( $t(67) = -0.66, n.s.$ ). These results strongly suggest that there is no systematic difference between Versant English Test scores from the same candidate when the test is taken via CDT or by telephone.

### 5.2.3 Dimensionality: Correlation between Subscores

Ideally, each subscore on a test provides unique information about a specific dimension of the candidate’s ability. For spoken language tests, the expectation is that there will be a certain level of covariance between subscores given the nature of language learning. When language learning takes place, the candidate’s skills tend to improve across multiple dimensions. However, if all the subscores were to correlate perfectly with one another, then the subscores might not be measuring different aspects of facility with the spoken language.

Table 5 presents the correlations among the Versant English Test subscores and the Overall scores for a semi-randomly selected non-native sample.

Table 5. Correlations among Versant English Test Subscores for a Semi-randomly Selected Non-Native Sample (n=1152)

|                  | Sentence Mastery | Vocabulary | Pronunciation | Fluency | Overall |
|------------------|------------------|------------|---------------|---------|---------|
| Sentence Mastery | -                | 0.72       | 0.55          | 0.56    | 0.85    |
| Vocabulary       |                  | -          | 0.51          | 0.53    | 0.78    |
| Pronunciation    |                  |            | -             | 0.80    | 0.86    |
| Fluency          |                  |            |               | -       | 0.88    |
| Overall          |                  |            |               |         | -       |

As expected, test subscores correlate with each other to some extent by virtue of presumed general covariance within the candidate population between different component elements of spoken language skills. The correlations between the subscores are, however, significantly below unity, which indicates that the different scores measure different aspects of the test construct, using different measurement methods, and different sets of responses. This data set (n=1152) was semi-randomly selected from tests delivered over a six month period. A broad range of native languages is represented. A different pattern may be found when different native languages are sampled.

Figure 3 illustrates the relationship between two relatively independent machine scores (Sentence

Mastery and Fluency). These machine scores are calculated from a subset of responses that are mostly overlapping (Repeats, Sentence Builds, and Story Retellings for Sentence Mastery, and Readings, Repeats, Sentence Builds, and Story Retellings for Fluency). Although these measures are derived from a data set that contains mostly the same responses, the subscores clearly extract distinct measures from these responses. For example, many candidates with Fluency scores in the 50-60 range have a Sentence Mastery score in the 30-80 range. For the non-native sample (n=1152) used in Figure 4, the Versant English Test Overall scores have a mean of 59 and a standard deviation of 11.

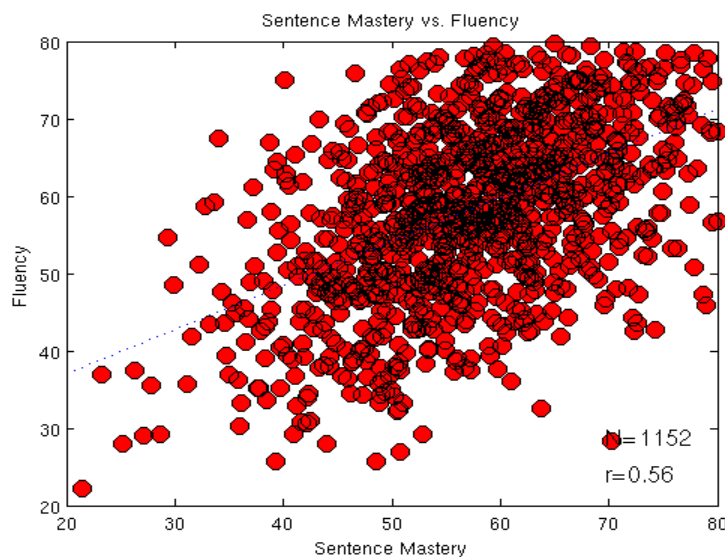


Figure 3. Machine scores of Sentence Mastery versus Fluency for a semi-randomly selected non-native sample (n=1152 and r=0.56).

Factor analysis shows that the Sentence Mastery and Vocabulary subscores correlate well enough to be considered one aspect (content), and that Fluency and Pronunciation correlate well enough to be considered another aspect (manner). Confirmatory factor analysis was conducted on test performances from 102,077 candidates from around the world. A correlated two-factor model, with the Sentence Mastery and Vocabulary scores loaded on one common factor, and Pronunciation and Fluency loaded on the other common factor, was proposed as an *a priori* underlying factorial structure. According to selected model fit indices, this model fits the data fairly well (Chi-Square= 11.377, df =1, p=0.0007; CFI = 1; RMSEA= 0.010, SRMR = 0.001). The correlation between the two factors is 0.716. A Chi-Square difference test was conducted to compare the model fit between the proposed correlated two-factor model and a competing one-factor model. The latter model would suggest that there is only one underlying factor which accounts for test performance. The Chi-Square difference test result indicated that the two-factor model fit the data significantly better than the one-factor model. This empirically-derived correlated two-factor model confirms that the Sentence Mastery and Vocabulary subscores load on one common factor which can be conceptualized as the content aspect, and that the Pronunciation and Fluency subscores load on the other factor which can be conceptualized as the manner aspect.

In order to ensure that the Versant English Test measures the same two aspects (content and manner) of facility in spoken English across candidates with different first languages and from different learning environments, the same analysis was applied to sub-populations of this validation sample (China,

Europe, India, Japan, Korea, Latin America, Philippines, and United States). The same correlated two-factor structure proved to be the best model in every sub-population. This lends support to the claim that the Versant English Test measures the same ability across different regions.

### 5.2.4 Correlations between the Versant English Test and Human Scores

The final analysis for internal quality involved comparing scores from the Versant English Test using Versant’s speech processing technologies versus careful human transcriptions and human judgments from expert raters. Table 6 presents correlations between machine-generated scores and human scores for the same subset of 143 candidates as given in section 5.2.2. The correlations presented in Table 6 suggest that the Versant English Test machine-generated scores are not only reliable, but that they generally correspond as they should with human ratings. Among the subscores, the human-machine relation is closer for the content accuracy scores than for the manner-of-speaking scores, but the relation is close for all four subscores.

Table 6. Correlations between the Versant English Test and Human Scores (n=143)

| Score Type       | Correlation |
|------------------|-------------|
| Overall          | 0.97        |
| Sentence Mastery | 0.97        |
| Vocabulary       | 0.96        |
| Fluency          | 0.94        |
| Pronunciation    | 0.88        |

A scatterplot of human and machine scores for this subset is shown in Figure 4.

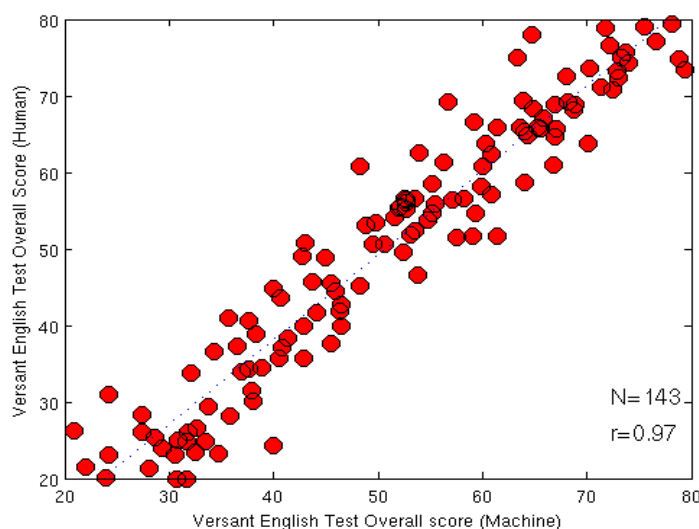


Figure 4. Versant English Test scores versus human scores (n=143).

In the scatterplot, all the data points fall within a tight range of the regression line with no outliers.

Together the correlations and the scatterplot show that at the Overall score level, Versant English Test machine-generated scores are virtually indistinguishable from scoring based on careful human transcriptions and repeated independent human judgments.

### 5.3 Relationship to Known Populations: Native and Non-native Group Performance

The next validity analysis examined whether or not the Versant English Test scores reflect expected differences between native and non-native English speakers. Overall scores from 775 native speakers and 603 non-native speakers representing a range of native languages were compared. Figure 5 presents cumulative distributions of Overall scores for the native and non-native speakers. Note that the range of scores displayed in this figure is from 10 through 90 on the Versant scale, (not the GSE). Scores outside the 20 to 80 range are deemed to have saturated the intended measurement range of the test and are therefore reported as 20 or 80.

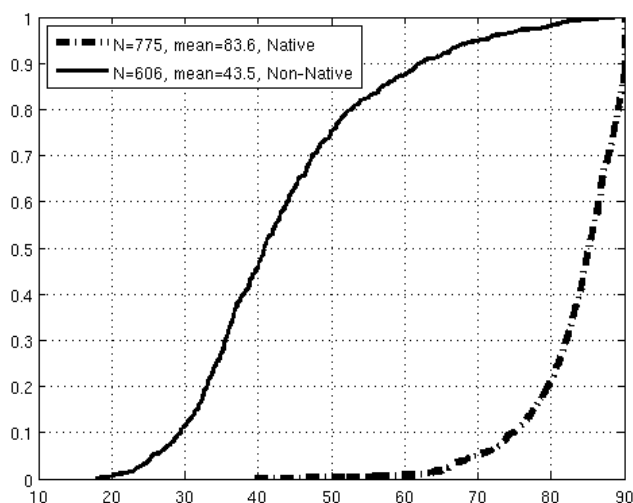


Figure 5. Cumulative density functions of Versant English Test Overall scores for the native and non-native norming groups (native n=775 and non-native n=603).

The results show that native speakers of English consistently obtain high scores on the Versant English Test. Fewer than 5% of the native sample scored below 68 on the Versant Scale. Learners of English as a second or foreign language, on the other hand, are distributed over a wide range of scores. Note also that only 5% of the non-natives scored above 68. The Overall scores show effective separation between native and non-native candidates.

### 5.4 Relationship to Scores of Tests with Related Constructs

Over the years the Versant Test Development team and third parties have collected data on parallel administrations of *the* Versant English Test and other well-established language examinations, enabling a measure of concurrent validity of the Versant English Test.

Table 7 presents correlations of scores for these instruments with Overall scores on the Versant English

Test. The table is divided into three sections: the upper section shows data from overall scores on tests that include multiple language skills (e.g., speaking, listening, writing, and reading). Scores that include skills such as writing and reading are expected to correlate only moderately with the Versant English Test, which specifically targets speaking and listening. The middle section shows tests of listening comprehension, which are expected to have a somewhat higher correlation with the Versant English Test given the oral mode of both tests. The bottom section shows correlations with instruments which focus mainly or entirely on speaking. These instruments are expected to show the highest correlation with the Versant English Test.

Table 7. Correlations of the Versant English Test with Other Measures

| Instrument |   | r    | n   |
|------------|---|------|-----|
| Overall    | TOEFL Overall   | 0.75 | 392 |
|            | TOEFL Overall <sup>1</sup>                            | 0.80 | 104 |
|            | TOEFL iBT Overall <sup>2</sup>                        | 0.64 | 130 |
|            | TOEIC   | 0.65 | 494 |
| Listening  | TOEIC Listening                                       | 0.71 | 171 |
|            | TOEFL Listening <sup>3</sup>                          | 0.79 | 321 |
|            | New TOEFL Listening <sup>3</sup>                      | 0.78 | 321 |
| Speaking   | TSE   | 0.88 | 58  |
|            | New TOEFL Speaking <sup>3</sup>                       | 0.84 | 321 |
|            | TOEFL iBT Speaking <sup>2</sup>                       | 0.75 | 130 |
|            | Common European Framework, 1 <sup>st</sup> experiment | 0.84 | 121 |
|            | Common European Framework, 2 <sup>nd</sup> experiment | 0.94 | 150 |
|            | Common European Framework, 3 <sup>rd</sup> experiment | 0.88 | 303 |
|            | ILR Speaking <sup>4</sup>                             | 0.75 | 51  |
|            | IELTS Speaking <sup>2</sup>                           | 0.76 | 130 |
|            | BEST Plus, 1 <sup>st</sup> experiment <sup>5</sup>    | 0.86 | 151 |
|            | BEST Plus, 2 <sup>nd</sup> experiment <sup>5</sup>    | 0.81 | 151 |

Sources: <sup>1</sup>Dodigovic (2009); <sup>2</sup>Farhady & Hedayati (2008); <sup>3</sup>Enright, Bridgeman, & Cline (2002); <sup>4</sup>Bernstein et al. (1999); <sup>5</sup>Van Moere & Present-Thomas (2010); all others Versant Test Development

The data suggest that the Versant English Test measures overlap substantially with instruments designed to assess spoken language skills. For more information about how the Versant English Test relates to other instruments, see Bernstein, Van Moere, & Cheng (2010).



Table 7 includes data from three independent experiments conducted by the Versant Test Development team to relate the Versant English Test reporting scale to an oral interaction scale based on the Common European Framework (Council of Europe, 2001). The first experiment was reported by Bernstein et al. (2000); the second experiment is reported in Ordinate (2003); and the third experiment was conducted especially for the validation of the current version of the Versant English Test. For the third experiment, responses to Open Questions from a subsample of both norming groups were assigned randomly to six raters who together produced 7,266 independent ratings in an overlapping design. The ratings from the two raters with the largest amount of overlapping data were analyzed. Based on 397 responses, the raters showed perfect agreement in assigning a Common European Framework (CEFR) level to 63% of the cases and differed by only one level in a further 30% of the cases. Rater agreement overall was 0.89.

Figure 6 shows the relation between the Versant English Test score and the CEFR levels from the experiment. The correlation was 0.88. The graph shows how both instruments (Versant English Test and the CEFR) clearly separate the native and non-native norming groups.

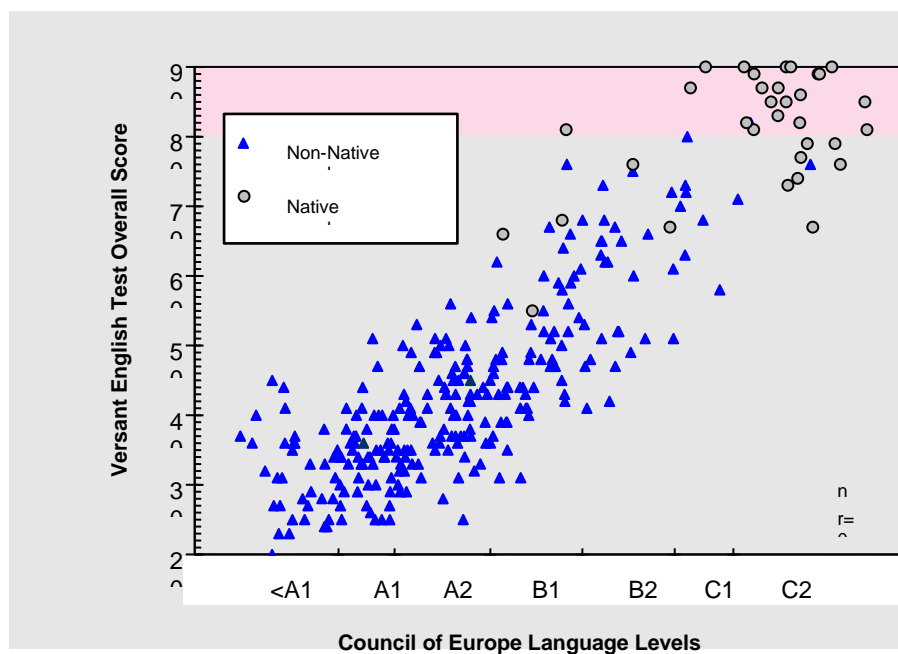


Figure 6: Correlation between Versant English Test Overall score and CEFR-levels (n=303).

## 6. Conclusions

Data from the validation studies provide evidence in support of the following conclusions:

- The Versant English Test produces precise and reliable skill estimates.
- Overall scores show effective separation between native and non-native candidates.
- Subscores of the Versant English Test are reasonably distinct and therefore offer useful diagnostics.
- Versant English Test scores show a high correlation with human-produced ratings.



- Versant English Test Overall scores have meaningful correlations with other related tests of English proficiency.

To assure the defensibility of employee selection procedures, employers in the U.S. follow the Equal Employment Opportunity Commission's (EEOC's) Uniform Guidelines for Employee Selection Procedures. These guidelines state that employee selection procedures must be reliable and valid. The above information provides evidence of the reliability, validity and legal defensibility of the Versant English Test in conformance with the prescriptions of the EEOC's Uniform Guidelines.

## 7. About the Company

**Pearson:** Pearson and Ordinate Corporation, the creator of the Versant tests, were combined in January, 2008. The Versant tests are the first to leverage a completely automated method for assessing spoken and written language.

**Versant Testing Technology:** The Versant automated testing system was developed to apply advanced speech recognition techniques and data collection to the evaluation of language skills. The system includes automatic mobile phone and computer reply procedures, dedicated speech recognizers, speech analyzers, databanks for digital storage of speech samples, and score report generators linked to the Internet. The *Versant English Test* is the result of years of research in speech recognition, statistical modeling, linguistics, and testing theory. The Versant patented technologies are applied to its own language tests such as the Versant series and also to customized tests. Sample projects include assessment of spoken English, children's reading assessment, adult literacy assessment, and collections and human rating of spoken language samples.

**Pearson's Policy:** Pearson is committed to the best practices in the development, use, and administration of language tests. Each Pearson employee strives to achieve the highest standards in test publishing and test practice. As applicable, Pearson follows the guidelines propounded in the Standards for Educational and Psychological Testing, and the Code of Professional Responsibilities in Educational Measurement. A copy of the Standards for Educational and Psychological Testing is available to every employee for reference.

**Research at Pearson:** In close cooperation with international experts, Pearson conducts ongoing research aimed at gathering substantial evidence for the validity, reliability, and practicality of its current products and investigating new applications for Versant technology. Research results are published in international journals and made available through the Versant website ([www.VersantTests.com](http://www.VersantTests.com)).

## 8. References

- Bachman, L.F. (1990). *Fundamental considerations in language testing*. Oxford: Oxford University Press.
- Bachman, L.F. & Palmer, A.S. (1996). *Language testing in practice*. Oxford: Oxford University Press.
- Bernstein, J., De Jong, J.H.A.L., Pisoni, D. & Townshend, B. (2000). Two experiments on automatic scoring of spoken language proficiency. In P. Delcloque (Ed.), *Proceedings of InSTIL2000: Integrating Speech Technology in Learning*, University of Abertay Dundee, Scotland, 57-61.
- Bernstein, J., Lipson, M., Halleck, G. & Martinez-Scholze, J. (1999). Comparison of Oral Proficiency Interviews and Automatic Testing of Spoken Language Facility. Paper presented at LTRC, Tsukuba, Japan.
- Bernstein J., Van Moere, A., & Cheng, J. (2010). Validating automated speaking tests. *Language Testing*, 27, 355-377.
- Bull, M & Aylett, M. (1998). An analysis of the timing of turn-taking in a corpus of goal-oriented dialogue. In R.H. Mannell & J. Robert-Ribes (Eds.), *Proceedings of the 5th International Conference on Spoken Language Processing*. Canberra, Australia: Australian Speech Science and Technology Association.
- Caplan, D. & Waters, G. (1999). Verbal working memory and sentence comprehension. *Behavioral and Brain Sciences*, 22, 77-126.
- Carroll, J.B. (1961). *Fundamental considerations in testing for English language proficiency of foreign students*. Testing. Washington, DC: Center for Applied Linguistics.
- Carroll, J.B. (1986). *Second language*. In R.F. Dillon & R.J. Sternberg (Eds.), *Cognition and Instructions*. Orlando FL: Academic Press.
- Council of Europe (2001). *Common European Framework of Reference for Languages: Learning, teaching, assessment*. Cambridge: Cambridge University Press.
- Cutler, A. (2003). Lexical access. In L. Nadel (Ed.), *Encyclopedia of Cognitive Science*. Vol. 2, *Epilepsy – Mental imagery, philosophical issues about*. London: Nature Publishing Group, 858-864.

Dodigovic, M. (2009). Speech Processing Technology in Second Language Testing. In *Proceedings of the Conference on Language & Technology*, Lahore, Pakistan, 113-120.

Downey, R., Farhady, H., Present-Thomas, R., Suzuki, M. & Van Moere, A. (2008). Evaluation of the usefulness of the Versant for English test: A response. *Language Assessment Quarterly*, 5, 160-167.

[http://eric.ed.gov/ERICWebPortal/search/detailmini.jsp?\\_nfpb=true&\\_ERICExtSearch\\_SearchValue\\_0=EJ876391&ERICExtSearch\\_SearchType\\_0=no&accno=EJ876391](http://eric.ed.gov/ERICWebPortal/search/detailmini.jsp?_nfpb=true&_ERICExtSearch_SearchValue_0=EJ876391&ERICExtSearch_SearchType_0=no&accno=EJ876391)

Enright, M.K., Bridgeman, B. & Cline, F. (2002). Prototyping a test design for a new TOEFL. Paper presented at the annual meeting of the National Council on Measurement in Education, New Orleans, LA.

Equal Employment Opportunity Commission. Uniform Guidelines for Employee Selection Procedures. Retrieved from <http://www.uniformguidelines.com/uniformguidelines.html>

Farhady, H. & Hedayati, H. (2008). Human operated, machine mediated, and automated tests of spoken English. Paper presented at AAAL, Washington, DC.

Godfrey, J.J. & Holliman, E. (1997). Switchboard-1 Release 2. LDC Catalog No.: LCD97S62.  
<http://www ldc.upenn.edu>.

Jescheniak, J.D., Hahne, A. & Schriefers, H.J. (2003). Information flow in the mental lexicon during speech planning: Evidence from event-related brain potentials. *Cognitive Brain Research*, 15(3), 261-276.

Landauer, T.K., Foltz, P.W. & Laham, D. (1998). Introduction to Latent Semantic Analysis. *Discourse Processes*, 25, 259-284.

Lennon, P. (1990). Investigating fluency in EFL: A quantitative approach. *Language Learning*, 40, 387-412.

Levelt, W.J.M. (1989). *Speaking: From intention to articulation*. Cambridge, MA: MIT Press.

Levelt, W.J.M. (2001). Spoken word production: A theory of lexical access. *PNAS*, 98(23), 13464-13471.

Luoma, S. (2004). *Assessing Speaking*. Cambridge: Cambridge University Press.

---

Miller, G.A. & Isard, S. (1963). Some perceptual consequences of linguistic rules. *Journal of Verbal Learning and Verbal Behavior*, 2, 217-228.

Ordinate (2000). *Validation summary for PhonePass SET-10: Spoken English Test-10*, system revision 43. Menlo Park, CA: Author.

Ordinate (2003). *Ordinate SET-10 Can-Do Guide*. Menlo Park, CA: Author.

Perry, J. (2001). *Reference and reflexivity*. Stanford, CA: CSLI Publications.

Schneider, W. & Shiffrin, R.M. (1977). Controlled and automatic human information processing: I. Detection, search, and attention. *Psychological Review*, 84, 1-66.

Van Moere, A. & Present-Thomas, R. (2010). Validation of a benchmarking study by means of repeated measures classification consistency. Paper presented at LTRC, Cambridge.

Van Turenout, M., Hagoort, P. & Brown, C. M. (1998). Brain Activity During Speaking: From Syntax to Phonology in 40 Milliseconds. *Science*, 280, 572-574.

# 9. Appendix

Side 1 of the Score Report: Summary of the candidate's Overall score and subscores.

**Versant English Test**

**John Smith**

Test Completion Date (GMT) **1 January 2022**    Test Identification Number (TIN) **12345678**

**i** Versant scores are aligned to the Global Scale of English (GSE). The GSE runs from 10 to 90, with clear statements of what a learner can achieve at any point on the scale.

**Overall GSE Score**

10

59

90

CEFR: **B2**

Candidate easily handles a wide variety of discourse and speaking styles, and can contribute to a native-paced discussion. Speech is generally fluent, smooth and clear; candidate controls appropriate language structure for speaking about complex material.

**Understanding the Skills**

**Overall Score**  
The Overall Score of the test represents the ability to understand spoken English and speak it intelligibly at a native-like conversational pace on everyday topics. Scores are based on a weighted combination of four diagnostic subscores.

**GSE**  
The Global Scale of English (GSE) is a standardized, granular scale from 10 to 90, which measures English language proficiency. Visit [English.com/gse](https://www.english.com/gse) to learn more.

GSE **59/90** is equivalent to Versant **58/80**

**Intelligibility**

4

**Good**

Listeners may require a little effort at times to understand some of the candidate's speech.

62 **Sentence Mastery**

64 **Vocabulary**

49 **Fluency**

69 **Pronunciation**

| Skill            | GSE Score |
|------------------|-----------|
| Sentence Mastery | 62        |
| Vocabulary       | 64        |
| Fluency          | 49        |
| Pronunciation    | 69        |

**Intelligibility**  
Intelligibility is a measure of how understandable a candidate is as a speaker. Even when spoken English proficiency is low, if intelligibility is high, it means that native speakers find the speech easy to understand.

Pearson | English

© 2019-2022 Pearson Education, Inc. or its affiliate(s). All rights reserved. Ordinate and Versant are trademarks, in the U.S. and/or other countries, of Pearson Education, Inc. or its affiliate(s). Other names may be the trademarks of their respective owners. For more information, visit us online at [VersantTests.com](https://www.versanttests.com)

Page 1 of 2

28

© 2022 Pearson Education, Inc. or its affiliate(s). All rights reserved. Ordinate and Versant are trademarks, in the U.S. and/or other countries, of Pearson Education, Inc. or its affiliate(s). Other names may be the trademarks of their respective owners.

Side 2 of the Score Report: Detailed explanations of the candidate's language capabilities.

TIN: 12345678

**Current Capabilities in Detail**

**Sentence Mastery:** GSE: 62/90

Versant: 60/80 CEFR: B2

Candidate can understand, recall and produce a variety of English phrases and clauses in sentence context. Candidate generally produces accurate and meaningful sentences.

**🔗 Tips to improve:**

- Practice describing your educational history using the correct tense (e.g., present perfect, past perfect, past continuous, etc.).
- Practice rephrasing passive sentences into active sentences.

**Vocabulary:** GSE: 64/90

Versant: 61/80 CEFR: B2

Candidate generally understands and can produce most everyday English words as they are used in clear colloquial speech.

**🔗 Tips to improve:**

- Verbally summarize the main points of a podcast you listened to, using vocabulary from the podcast.
- Practice telling a well-known story from your culture in English, looking up how to translate any unknown words.

**Fluency:** GSE: 49/90

Versant: 51/80 CEFR: B1

Candidate speaks with adequate rhythm but with some inappropriate phrasing and pausing. Hesitations and possible repetitions or false starts may sometimes interfere with the smooth flow of speech.

**🔗 Tips to improve:**

- Practice speaking for a full two minutes without stopping. If you get stuck on a word, try expressing your idea in a different way.
- Listen to short videos of native speakers of English. Try repeating what they say, imitating the pace and the location of pauses.

**Pronunciation:** GSE: 69/90

Versant: 64/80 CEFR: B2+

Candidate produces most vowels and consonants in a clear manner, although an occasional mispronunciation may occur. Stress is placed correctly in most common words.

**🔗 Tips to improve:**

- Look up commonly mispronounced words in English and learn how to say them correctly.
- Listen to a video clip of a native English speaker. Pause the video after each sentence and repeat it exactly, imitating the speaker's rhythm.

**Understanding the Skills**

**Sentence Mastery**

Sentence Mastery reflects the ability to understand, recall and produce English phrases and clauses in complete sentences. Performance depends on accurate syntactic processing and appropriate usage of words, phrases and clauses in meaningful sentence structures.

**Vocabulary**

Vocabulary reflects the ability to understand common everyday words spoken in sentence context and to produce such words as needed. Performance depends on familiarity with the form and meaning of everyday words and their use in connected speech.

**Fluency**

Fluency reflects the rhythm, phrasing and timing evident in constructing, reading and repeating sentences.

**Pronunciation**

Pronunciation reflects the ability to produce consonants, vowels and stress in a native-like manner in sentence context. Performance depends on knowledge of the phonological structure of everyday words.

**Table 1. General Level Descriptors of the Council of Europe Aligned with Versant English Test Scores (as reported on the Global Scale of English).**

| Level            |    | Council of Europe, 2001 Descriptor  | Versant English Test Score |
|------------------|----|---|----------------------------|
| Proficient User  | C2 | Can understand with ease virtually everything heard or read. Can summarize information from different spoken and written sources, reconstructing arguments and accounts in coherent presentation. Can express him/herself spontaneously, very fluently and precisely, differentiating finer shades of meaning even in more complex situations.  | 86<br>85                   |
|                  | C1 | Can understand a wide range of demanding, longer texts, and recognize implicit meaning. Can express him/herself fluently and spontaneously without much obvious searching for expressions. Can use language flexibility and effectively for social, academic and professional purposes. Can produce clear, well-structured, detailed text on complex subjects, showing controlled use of organizational patterns, connectors and cohesive devices.                                    | 84<br>76                   |
| Independent User | B2 | Can understand the main ideas of complex text on both concrete and abstract topics, including technical discussions in his/her field of specialization. Can interact with a degree of fluency and spontaneity that makes regular interaction with native speakers quite possible without strain for either party. Can produce clear, detailed text on a wide range of subjects and explain a viewpoint on a topical issue giving the advantages and disadvantages of various options. | 75<br>59                   |
|                  | B1 | Can understand the main points of clear standard input on familiar matters regularly encountered in work, school, leisure, etc. Can deal with most situations likely to arise whilst traveling in an area where the language is spoken. Can produce simple connected text on topics which are familiar or of personal interest. Can describe experiences and events, dreams, hopes and ambitions and briefly give reasons and explanations for opinions and plans.                    | 58<br>43                   |
| Basic User       | A2 | Can understand sentences and frequently used expressions related to areas of most immediate relevance (e.g., very basic personal and family information, shopping, local geography, employment). Can communicate in simple and  | 42                         |



|  |    |   |              |
|--|----|---|--------------|
|  |    | routine tasks requiring a simple and direct exchange of information on familiar and routine matters. Can describe in simple terms aspects of his/her background, immediate environment and matters in areas of immediate need.  | 30           |
|  | A1 | Can understand and use familiar everyday expressions and very basic phrases aimed at the satisfaction of needs of a concrete type. Can introduce him/herself and others and can ask and answer questions about personal details such as where he/she lives, people he/she knows and things he/she has. Can interact in a simple way provided the other person talks slowly and clearly and is prepared to help. | 29<br><br>22 |
|  |    |   | 10-21        |



**Table 2. Relation of Versant English Test Overall scores (as reported on the Global Scale of English) to Oral Interaction Descriptors based on Council of Europe (2001) framework.**

| Versant English Test |     | Oral Interaction Descriptors Based on Council of Europe (2001)  |
|----------------------|-----|---|
| 86<br>85             | C2  | Conveys finer shades of meaning precisely and naturally. Can express him/herself spontaneously at length with a natural colloquial flow. Consistent grammatical and phonological control of a wide range of complex language, including appropriate use of connectors and other cohesive devices.   |
| 84<br>76             | C1  | Shows fluent, spontaneous expression in clear, well-structured speech. Can express him/herself fluently and spontaneously, almost effortlessly, with a smooth flow of language. Clear, natural pronunciation. Can vary intonation and stress for emphasis. High degree of accuracy; errors are rare. Controlled use of connectors and cohesive devices.   |
| 75<br>59             | B2  | Relates information and points of view clearly and without noticeable strain. Can produce stretches of language with a fairly even tempo; few noticeably long pauses. Clear pronunciation and intonation. Does not make errors that cause misunderstanding. Clear, coherent, linked discourse, though there may be some “jumpiness.”  |
| 58<br>43             | B1  | Relates comprehensibly main points he/she wants to make on familiar matters. Can keep going comprehensibly, even though pausing for grammatical and lexical planning and repair may be very evident. Pronunciation is intelligible even if a foreign accent is sometimes evident and occasional mispronunciations occur. Reasonably accurate use of main repertoire associated with more predictable situations. Can link discrete, simple elements into a connected sequence.      |
| 42<br>30             | A2  | Relates basic information on, e.g., work, background, family, free time, etc. Can make him/herself understood in very short utterances, even though pauses, false starts, and reformulation are very evident. Pronunciation is generally clear enough to be understood despite a noticeable foreign accent. Uses some simple structures correctly, but still systematically makes basic mistakes. Can link groups of words with simple connectors like “and,” “but,” and “because.” |
| 29<br>22             | A1  | Makes simple statements on personal details and very familiar topics. Can manage very short, isolated, mainly prepackaged utterances. Much pausing to search for expressions to articulate less familiar words. Pronunciation is very foreign.  |
| 21<br>10             | <A1 | Candidate performs below level defined as A1.   |

## About Us

We are Pearson English, part of the world's learning company, with expertise in educational courseware and assessment, and a range of teaching and learning services powered by technology.

With 30,000 employees in more than 70 countries, our products are used by millions of professionals, teachers and learners around the world every day. Whether you're a learner seeking swift progress towards new horizons, a teacher who's inspiring achievement in the classroom, an institution looking for measurable improvement, or a professional striving to make data-backed decisions and upskill and reskill their talent for the future, the world of language learning is evolving.

Our mission is to help people make progress in their lives through learning – because we believe that learning opens up opportunities, creating fulfilling careers and better lives.

To try a sample test or get more information,  
visit us online at:

[www.VersantTests.com](http://www.VersantTests.com)

Version 0822