



Table of contents

A	New User Registration	P.1
B	User Interface	P.2
C	Create Profile	P.3
D	Placement Test & Personalised Learning Path recommendations	P.4-5
E	Progress Report	P.6
F	Global Scale of English (GSE) Report	P.7-8
G	Checkpoints, A.I. Tests & Rankings	P.9
	AI-powered Speaking Assessment	P.10
H	Textbooks / Readers Users	
	• Unlocking resources for Textbooks / Readers	P.11
	• A wide range of resources for Textbooks	P.12-13
I	Privileges for VIP users	
	• A wide range of interactive resources	P.14-20
J	Purchase of e-Books	P.21
K	Purchase of VIP Membership	P.22
L	Account & Other Settings	P.23



Technical support and enquiries



More about LEP

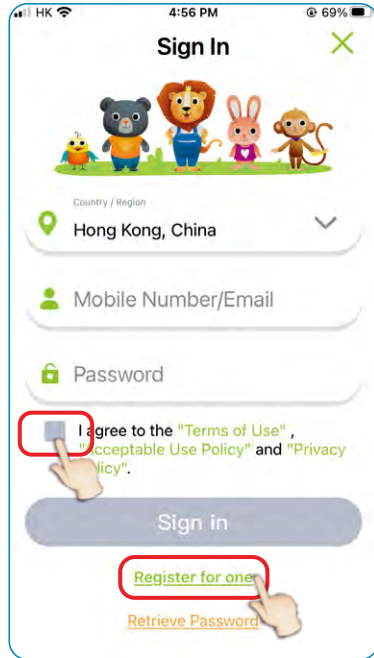


How-to-use video (Chinese)

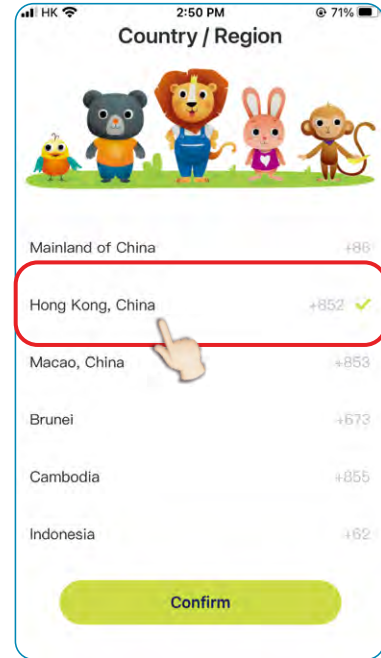
New User Registration



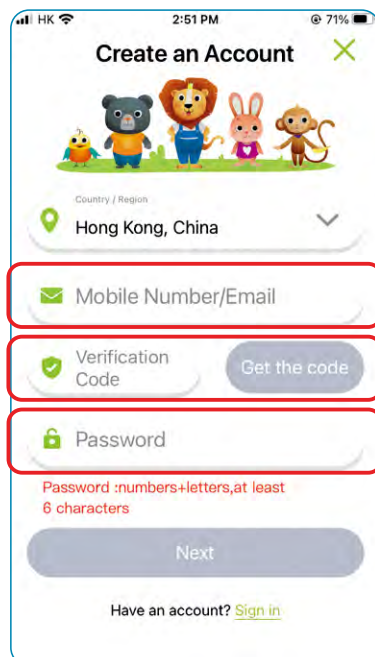
Download LEP App



- 1 Check the box to agree to Privacy Policy and User Agreement. Then tap "New user registration"



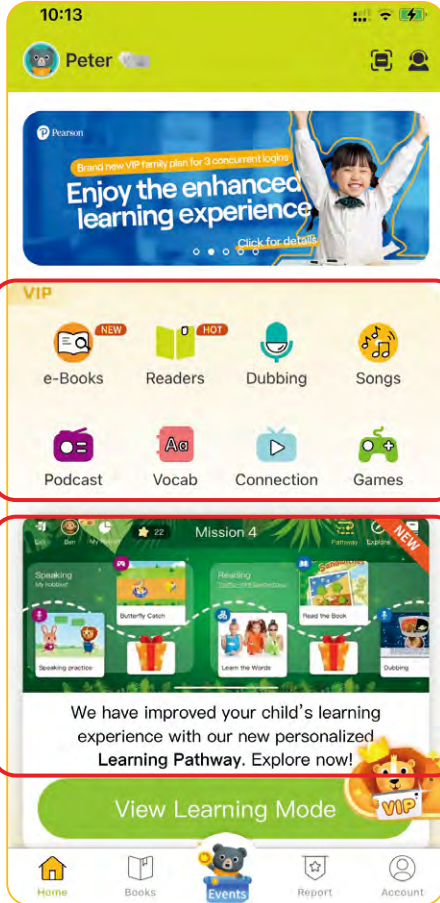
- 2 Under "Country/Region", select "Hong Kong, China"



- 3 Enter mobile number / email address to receive a verification code

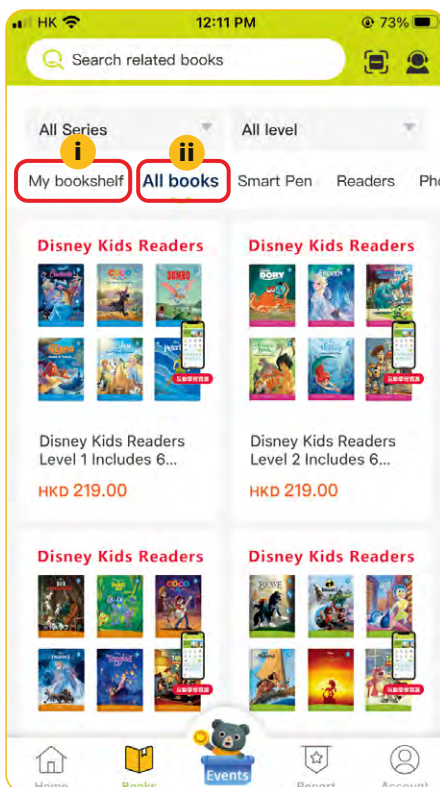
Enter the verification code, and set up your password

* The time taken to receive the verification code varies depending on different network services.



A wide range of learning resources

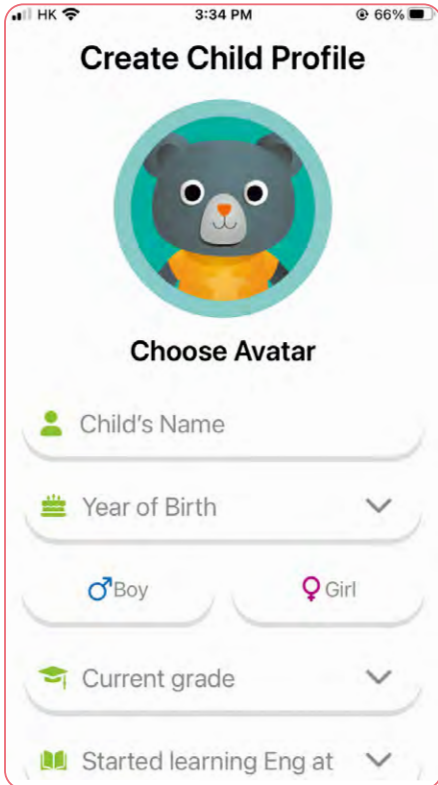
Personalised Learning Pathway




Textbooks and Readers

- Tap “Books”, then
- i “My bookshelf” to read books that have been unlocked; or
 - ii “All books”, “Readers” or “Phonics” to look for e-books or readers to buy


Create Profile






Create Child Profile





Choose Avatar

 Child's Name

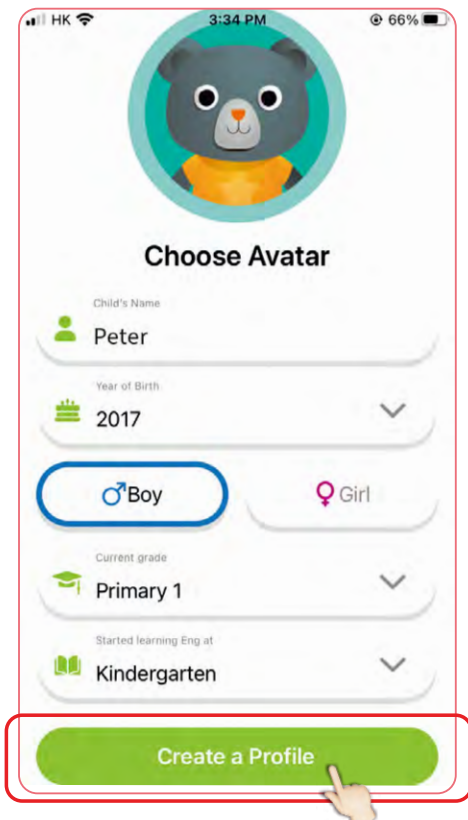
 Year of Birth

 Boy  Girl

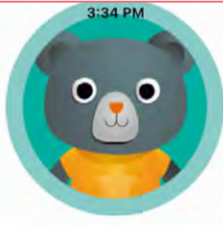
 Current grade

 Started learning Eng at


1 Enter 'Child's Name', 'Year of Birth', 'Gender', 'Current grade' and 'Grade that started learning English'






Create Child Profile





Choose Avatar

Child's Name
 Peter

Year of Birth
 2017

 Boy  Girl

Current grade
 Primary 1

Started learning Eng at
 Kindergarten

Create a Profile

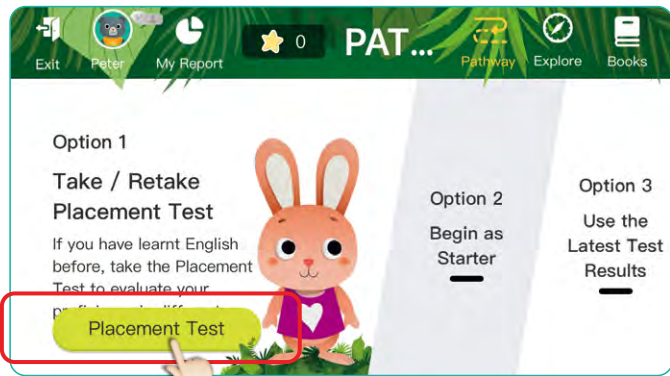
2 Create a Profile



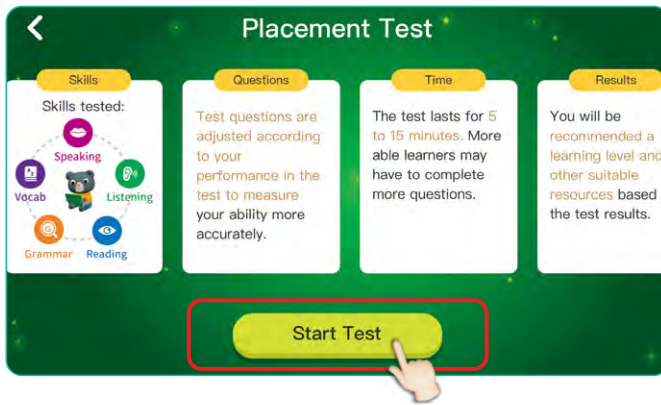
1 Tap 'View Learning Mode'



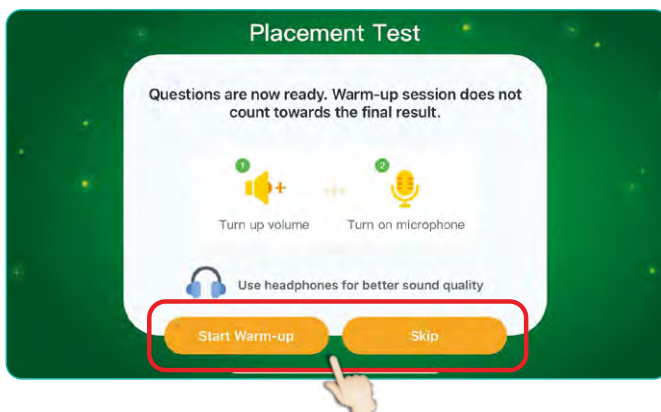
2 Tap 'Placement Test'

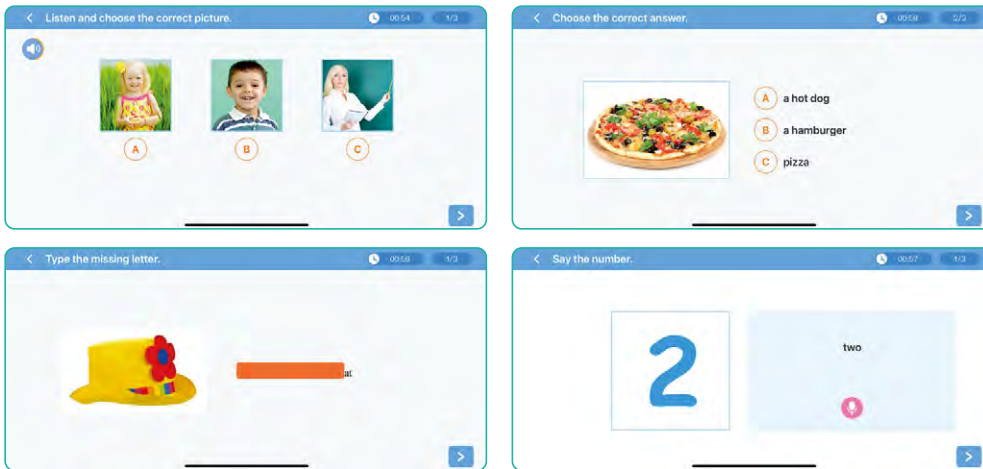


3 Tap 'Start Test'

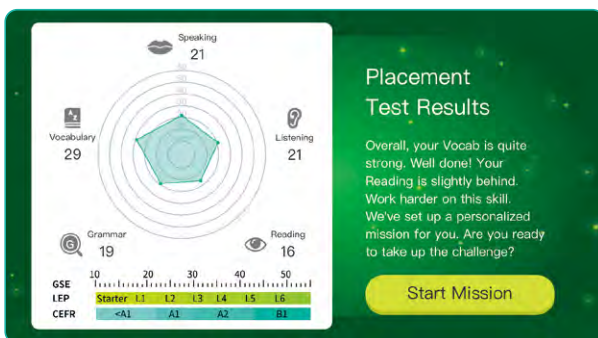


4 Tap "Start Warm-up" for pre-test practice or tap "Skip" to start the test straight away





5 The test covers various dimensions of proficiency in listening, speaking, reading and grammar, and vocabulary. Follow the instructions to complete the test.



MISSION 1:

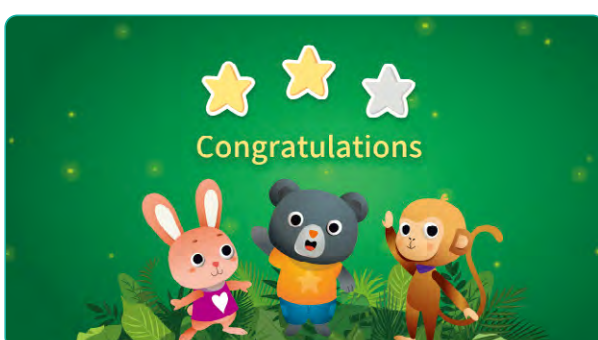
There are 14 stages in Mission 1. In this mission, you'll learn ...

Category	Level	Content
Vocabulary	L3	151 words, 9 topics: Actions 1, Actions 2, Animals, Cultures, Food and drinks 1
Listening	L1	6 topics: Look at me!, My pencil case, My toys, Nice to meet you!, Starting school, We can do it!
Speaking	L1	107 Sentence structures, 7 topics: Actions, Describing people, Families, Greetings

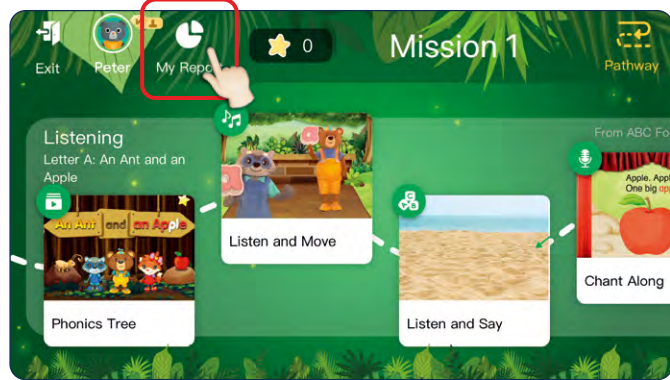
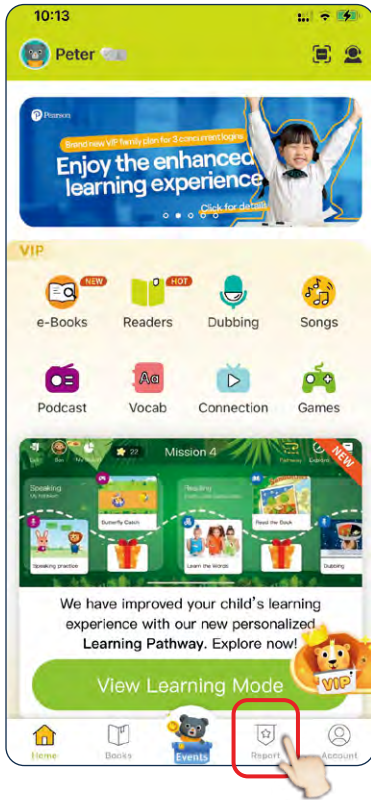
6 A report on the 5 dimensions of English proficiency will be issued after the test, together with recommendations of learning levels and contents.



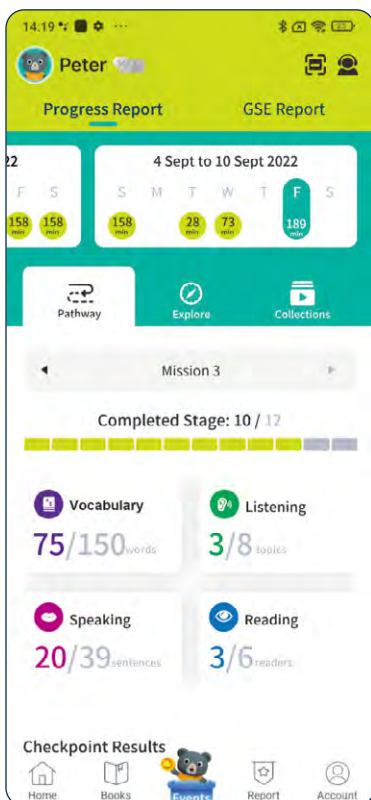
7 Follow the recommended learning pathway and start your learning journey.



8 Get a star reward after completion of each task.



- 1 Tap 'Report' in the 'Home' interface OR 'My Report' in the learning pathway interface to view the progress report.



- 2 Progress Report tracks daily performance on:
 - i length of study
 - ii achievements

* Progress reports are available to ELT teachers upon request.

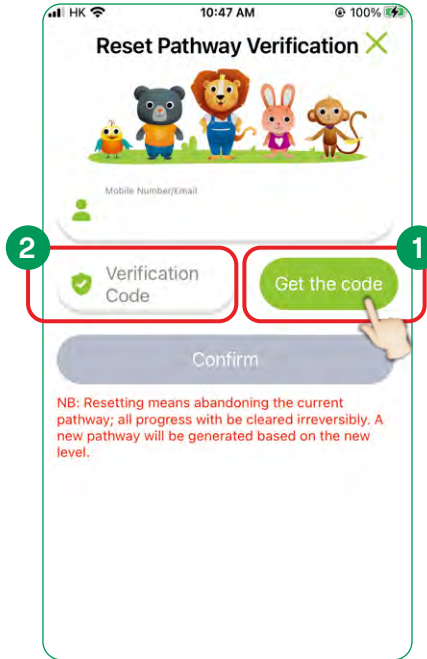
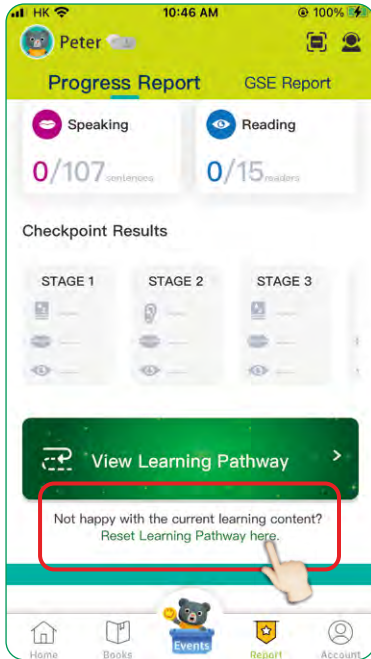


Tap **1** 'Report' and then **2** 'GSE Report'

Learning contents on LEP are levelled according to the internationally recognised Global Scale of English (GSE), which measures English language proficiency and pinpoints areas that need to work on and master.

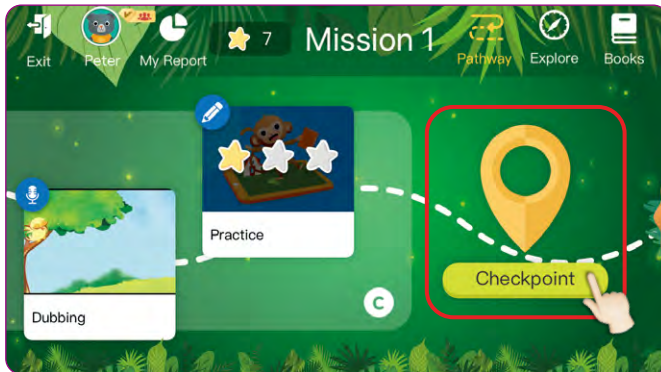
Starter (GSE: 10-21)	
Speaking	Can say the letters of the alphabet and identify common everyday objects, things or people in pictures.
Reading	Can read the letters of the alphabet as well as vocabulary being used in every day life scenarios, understand basic sound blending rules and phonics.
Vocabulary	Can use words related to everyday life such as food, animals, numbers, colours and daily necessities.
Listening	Can identify the sounds of all alphabet letters, understand common words and respond to simple instructions.
Level 1 (GSE: 17-29)	
Speaking	Can introduce oneself and greet people politely, describe objects in the immediate surroundings, sing along to nursery rhymes and sing children's songs.
Reading	Can read and understand simple words in songs and dialogs; and identify keywords.
Vocabulary	Can use words related to themes such as pets, people, activities, clothing and school.
Listening	Can identify and understand words and questions about individuals, family and the immediate surroundings.
Level 2 (GSE: 22-33)	
Speaking	Can communicate with other people and convey messages about familiar topics and the immediate surroundings using simple language, sing songs related to these themes.
Reading	Can read and understand short stories about people and events, comprehend messages within the content.
Vocabulary	Can use words related to themes such as science, weekend activities and describing people.
Listening	Can understand simple stories, descriptions of people and daily conversations, extract useful information about people and events.
Level 3 (GSE: 26-38)	
Speaking	Discuss familiar topics or surroundings in simple English and sing songs about related topics.
Reading	Understand short stories about people or events and comprehend the theme of the story.
Vocabulary	Topics include subjects, weekend activities, character descriptions, etc.
Listening	Understand simple stories, character introductions, daily conversations, and then get the basic information of the people and events.
Level 4 (GSE: 40-41)	
Speaking	Can communicate with other people and convey messages about familiar topics and the immediate surroundings to establish basic social contacts.
Reading	Can read and understand descriptions about things in the immediate surroundings.
Vocabulary	Can use words related to themes such as television programmes, personal preferences and habits.
Listening	Can understand simple broadcast programmes and interviews, extract key information.
Level 5 (GSE: 34-45)	
Speaking	In daily life, communicate with others in simple English, describe personal experiences, give reasons, etc.
Reading	Understand the new words in the short stories, comprehend the content of the short passage with the help of pictures.
Vocabulary	Topics include friendships, achievements, travels, materials, diseases, etc.
Listening	Understand and get familiar with telephone conversations, speeches, poems, and so on, and then get the specific or key information.
Level 6 (GSE: 38-49)	
Speaking	Can communicate with and convey messages to other people including the ability to describe personal experiences and expressing one's point of view.
Reading	Can read and understand everyday non-fiction texts, extract information and consolidate main points.
Vocabulary	Can use words related to themes such as aspirations, natural disasters, social services, literature and art.
Listening	Can understand recordings such as News headlines about familiar topics, identify main points within.

Global Scale of English (GSE) Report



Longman English Plus app members can always retake the placement test/reset Learning Pathway to review their learning progress.

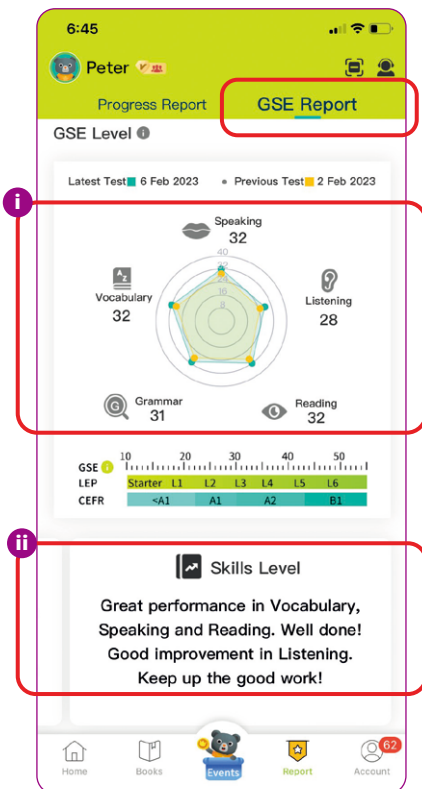
Tap 'Report' and 'Reset Learning Pathway here', then input verification code to confirm to retake the 'Placement Test'. The system will then recommend suitable learning content to you based on the latest test results.



1 Along the learning pathway, there are checkpoints with learning contents and a mission at the end of each to complete to unlock the next one.



2 Upon mission completion, you can take an A.I. test to see in the GSE Report if there's any improvement in your English skills. Recommendations will be made accordingly for the next learning mission.



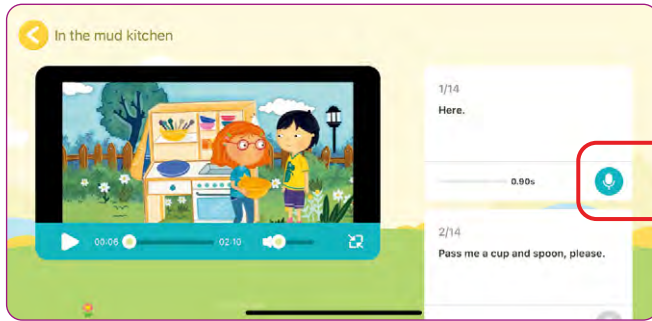
Upon completion of the A.I. test, you will receive an e-Certificate with following information:

- i Your A.I. English test result
- ii Your GSE achievement level
- iii Your ranking compared to LEP users of the same age in Hong Kong SAR, China and worldwide

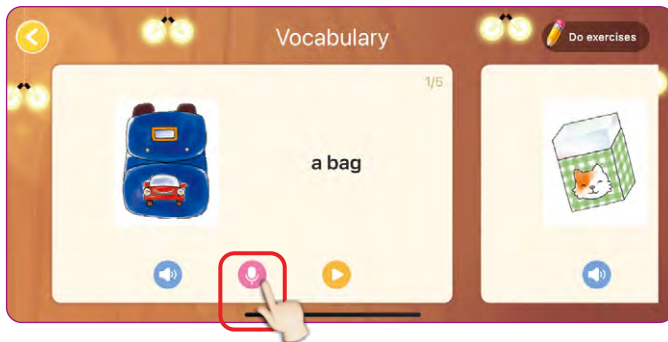
- i GSE Report analyse user's abilities on Listening, Speaking, Grammar and Vocabulary. You can compare results with the last test.
- ii Comments analysing user's ability on Listening, Speaking, Grammar and Vocabulary will be given.



For better learning outcomes, many of the resources are powered by AI to objectively and effectively assess accuracy, fluency and completeness in speaking



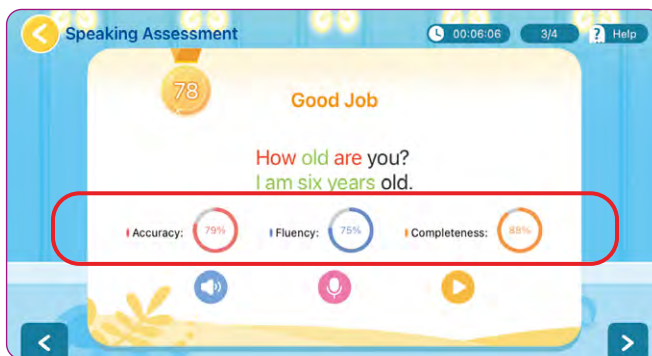
AI-powered assessment with instant feedback



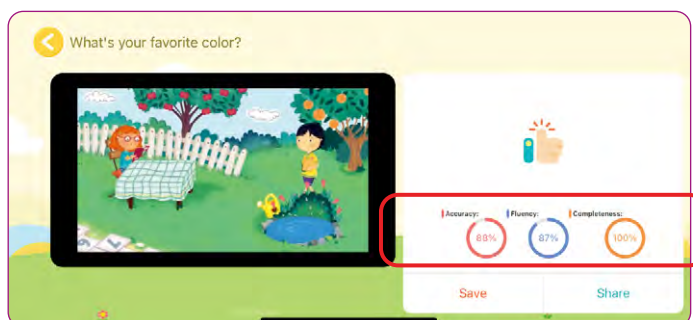
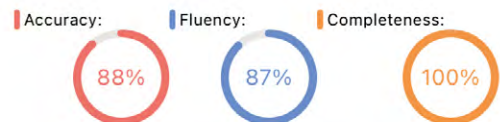
1 Tap 


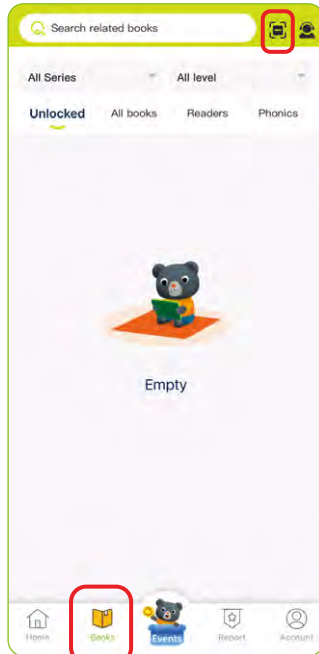
2 Read the content aloud

*Note: please allow LEP App to access the Mic function on your device.

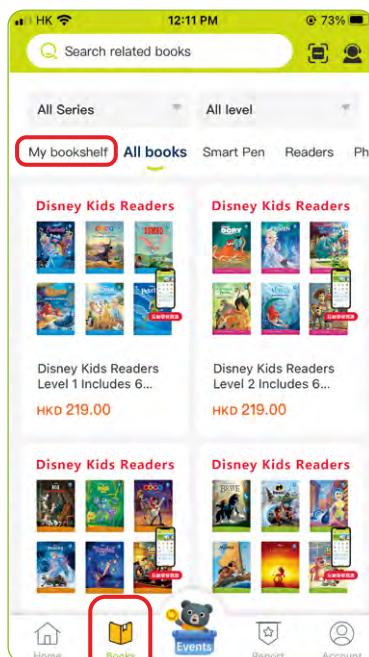
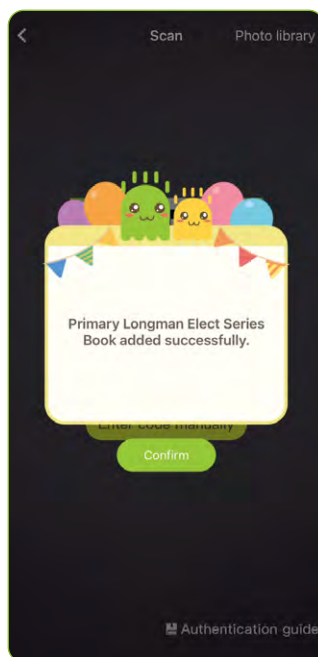


3 Assess for Accuracy, fluency and completeness





- 1 Scratch off the silver foil in the book for the QR code or activation code
- 2 At the bottom navigation menu, tap "Books", then
- 3 Scan the QR code on your textbook / reader or tap "Enter code manually" to unlock the book



- 4 The book has been successfully added
- 5 All the unlocked books are on "My bookshelf" page

A wide range of resources for Textbooks





Textbook and Reader Users

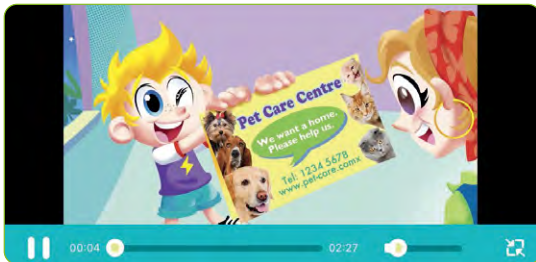
A range of resources for each textbook is provided to support self-directed learning anytime, anywhere





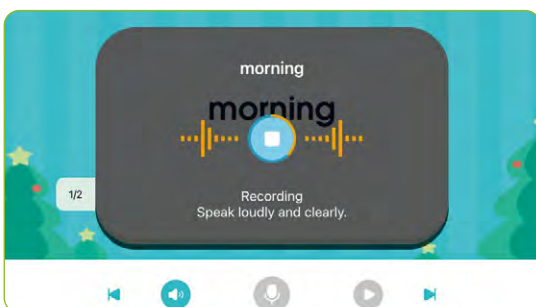
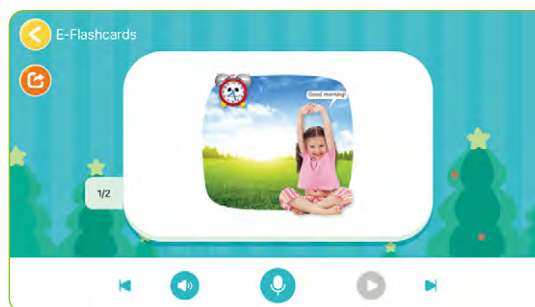
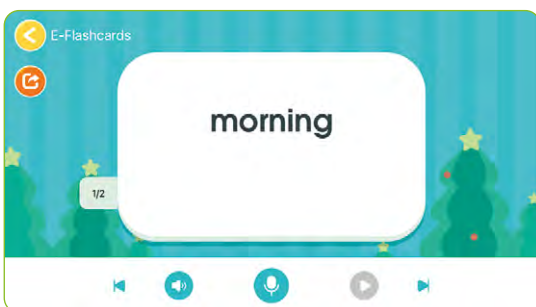
To know more about the range of resources available for your textbook

 AI-powered speaking assessment

 **Video Zone** Videos for reading texts and phonics with subtitles



 **E-Flashcards** E-Flashcards for learners to master vocabulary covered





 **Speaking Assessment**

To practise short dialogues and sentences

 **Audio/Audio Zone**

To practise listening covered in the Listening Book or content in the textbook

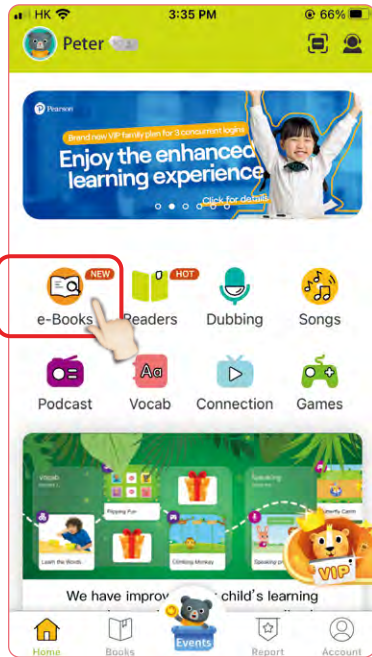
 **Dubbing Show**

Enjoy the fun of dubbing. Save your work and share with your teacher and friends

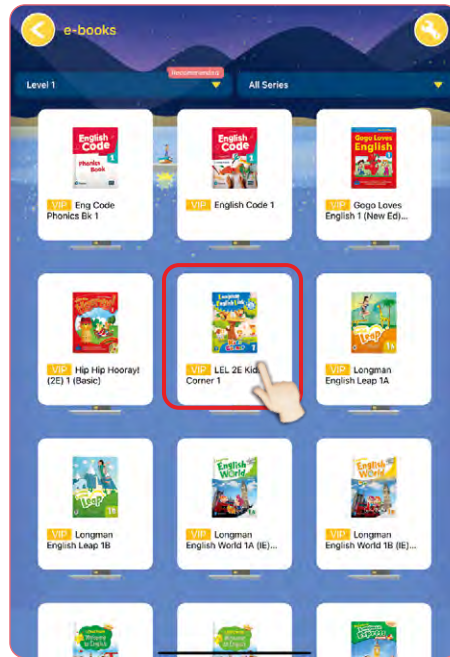


e-Books

Popular Pearson textbook series supported by interactive digital elements



1 Tap "e-Books"



2 Select the "Level" and "Series"

A variety of interactive resources are included in the following:

- Video Zone
- E-Flashcards
- Speaking Assessment
- Dubbing Show
- Audio Zone
- e-Books



Unit Learning

e-textbooks from Pearson with various resources

Rotation lock to change orientation and single-page view

Note-taking

Setting:

- on/off play button
- adjust speed



pause or continue to play

indicate location of where you are

speaking practice and assessment



AI-powered assessment for instant feedback

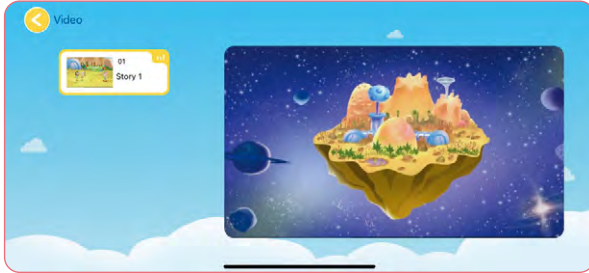


e-Books

Popular Pearson textbook series supported by interactive digital elements

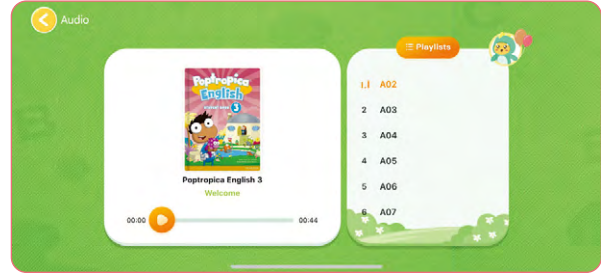
Video/Video Zone

To watch videos from the textbook



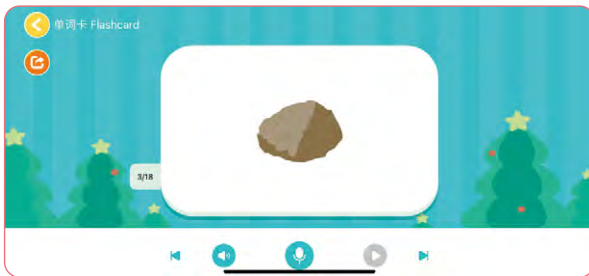
Audio/Audio Zone

To practise listening



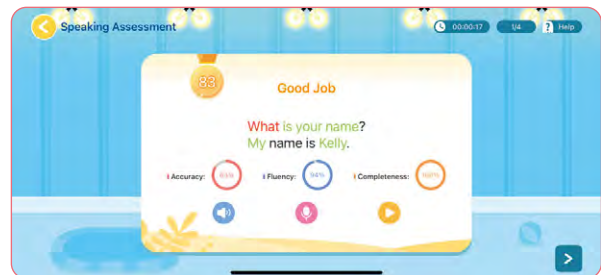
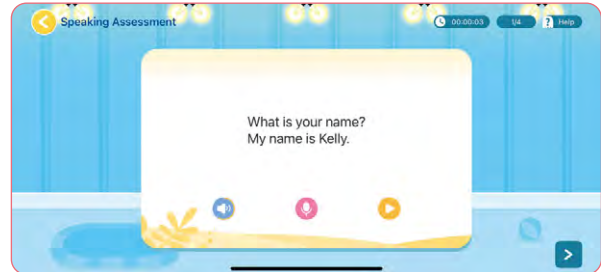
E-Flashcards

To practise pronunciation of the words



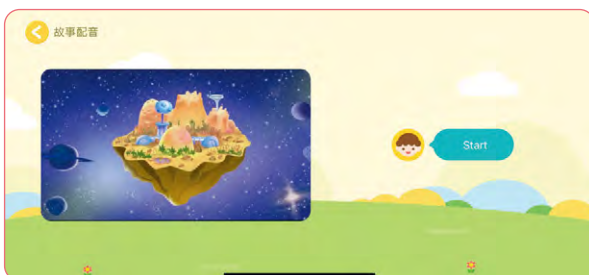
Speaking assessment

To practise short dialogues and sentences



Dubbing/Voice-over

To add voice-over to videos

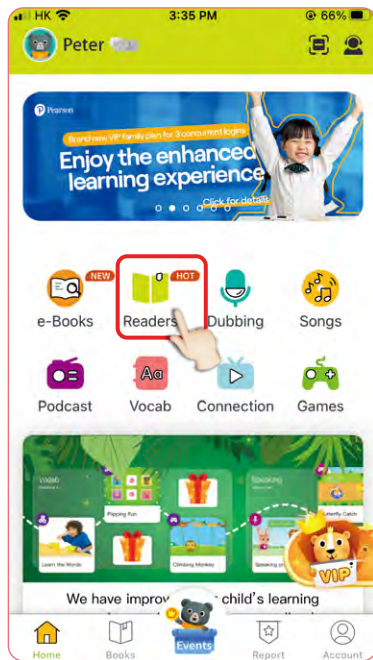


AI-powered assessment for instant feedback

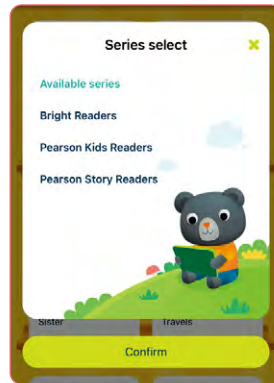
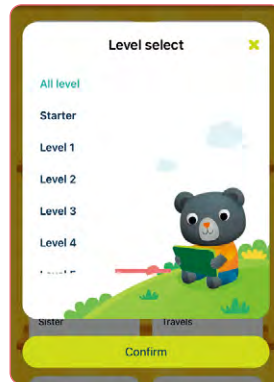


Readers

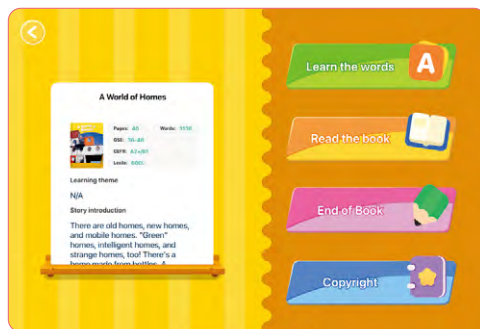
Readers from Pearson for you to read and listen at the same time



1 Tap "Readers"




2 Select the "Level" and "Series" to read



The range of resources include:

- Watch the video
- Learn the words
- Read the book
- Add voice-over for dubbing show
- Do exercises

Read the book



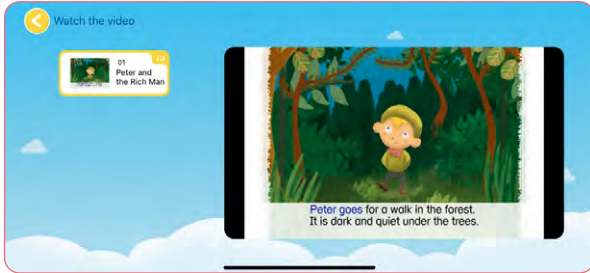


Readers

Readers from Pearson for you to read and listen at the same time

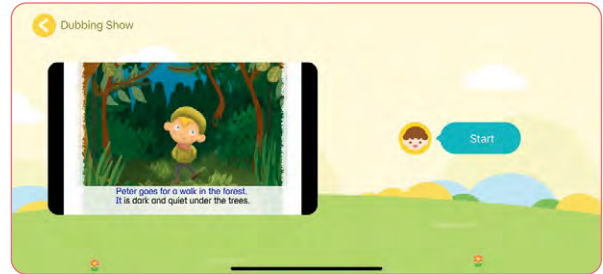
Watch the video

Watch the stories in video



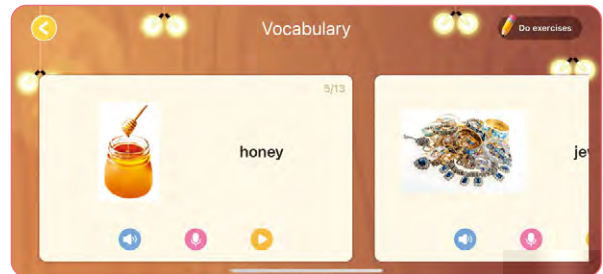
Dubbing Show

Add voice-over to the videos for dubbing fun




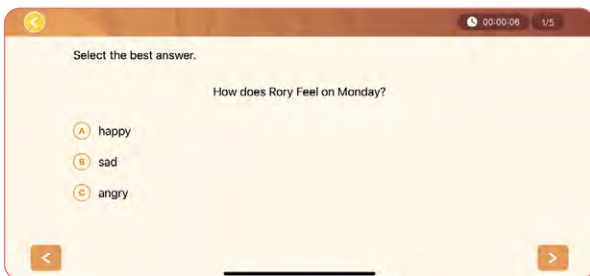
Learn the words

Practise the vocabulary



End of Book/Do exercises

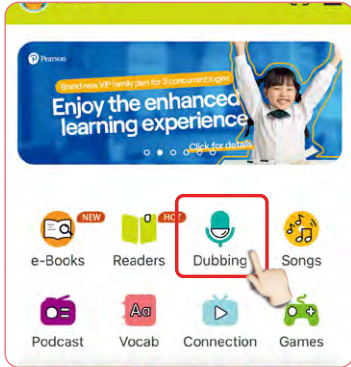
To reinforce comprehension of stories read and vocabulary learnt



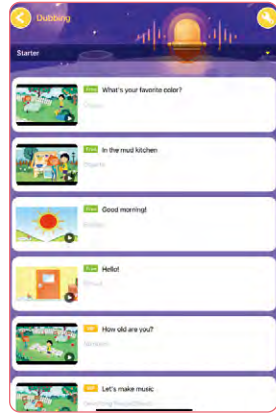
AI-powered assessment for instant feedback



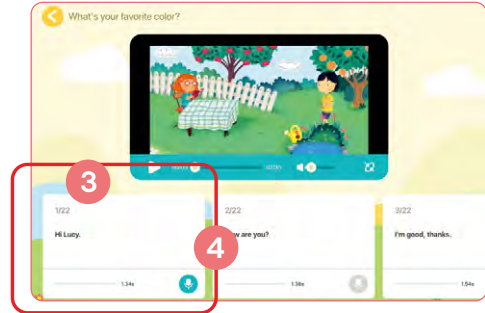
Dubbing Videos to practise speaking and showcase voice talent



1 Tap "Dubbing"



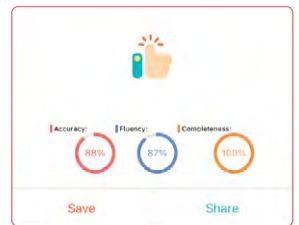
2 Select a video file



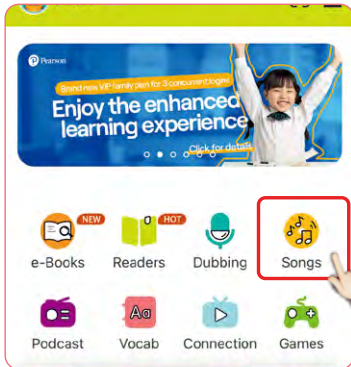
3 Tap "Start" to listen to the audio

4 Tap 

5 Save your work and share with family and friends



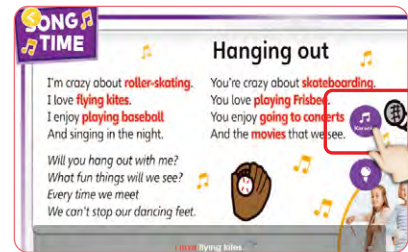
Songs Easy-to-follow and catchy rhymes and melodies




1 Tap "Songs"



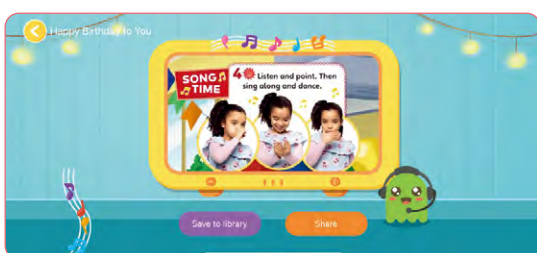
2 Select an audio file



3 Tap  to listen to songs' accompaniment



4 Tap  to record your own song



5 Share your song with friends and family




Note: remember to turn on the microphone to activate recording

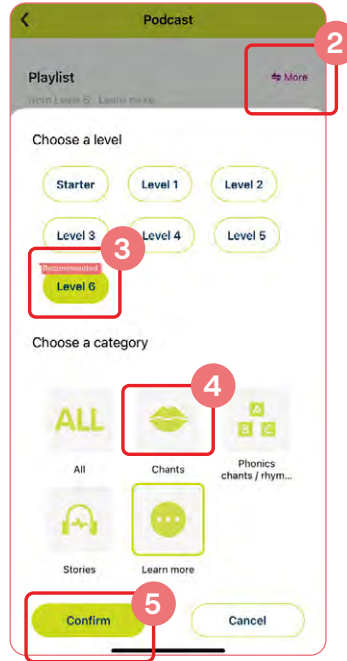


Podcast

Audio stories and real-life conversations with pronunciation practice exercises



1 Tap "Podcast"



2 Tap "More" on top right to select the "Level" and "Category" followed by "Confirm"

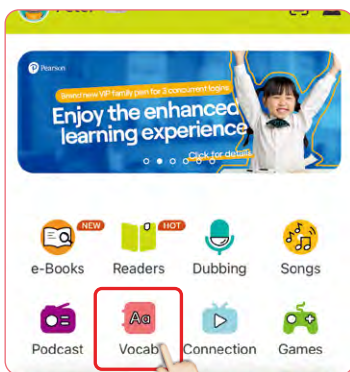


6 Tap the play button to listen to the podcast for listening practice

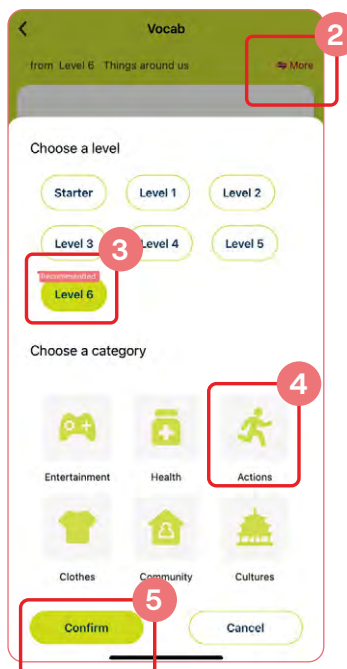


Vocab

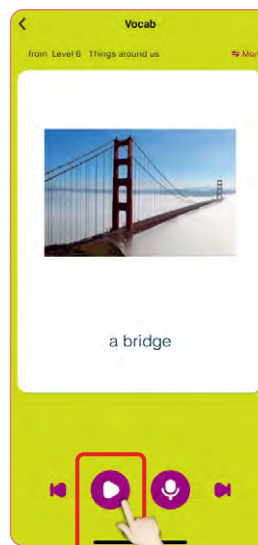
Learn sets of vocabulary and practise listening and pronunciation with instant assessment



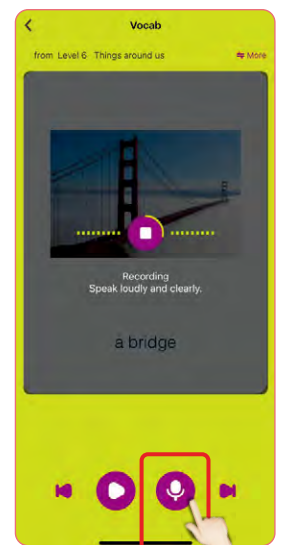
1 Tap "Vocab"



2 Tap "More" on top right to select the "Level" and "Category" followed by "Confirm"



6 Tap to listen to the pronunciation of words

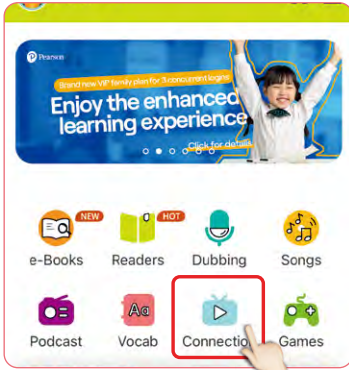


7 Tap to record for AI speaking assessment

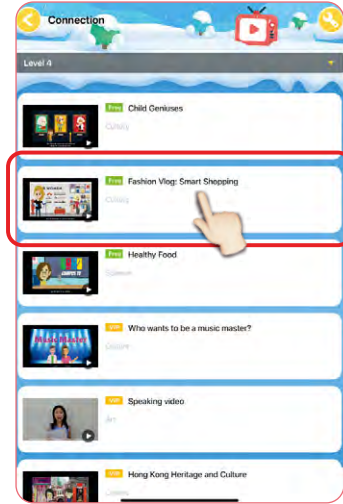


Connection

Useful videos with RaC themes such as science and technology, art, and culture



1 Tap "Connection"



2 Select a video




3 Enjoy the video



Games

Four interactive games for various levels to practise English



1 Tap "Games"

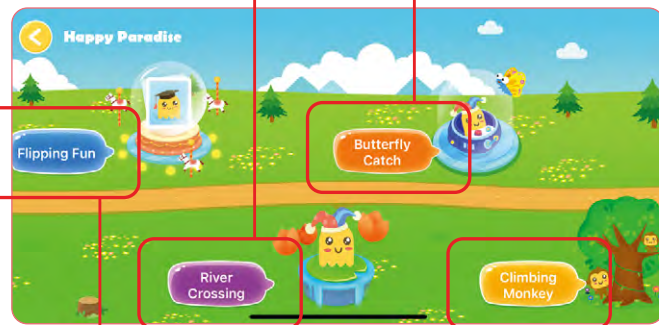
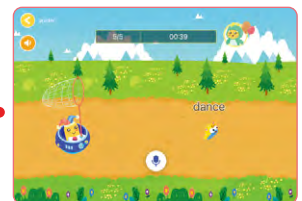
River Crossing

Spelling practice



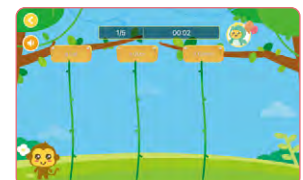
Butterfly Catch

Pronunciation practice



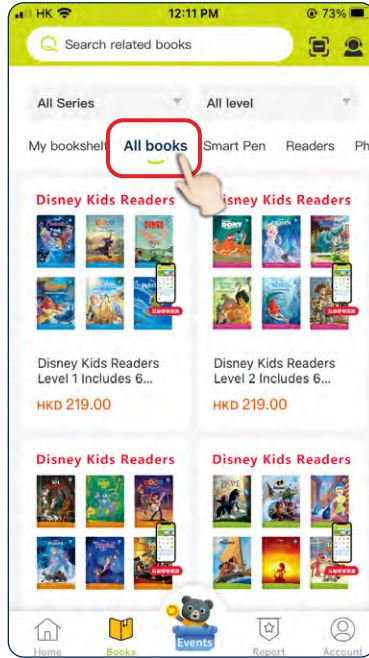
Flipping Fun
Picture and word matching

Climbing Monkey
Listen and tap to practise vocabulary

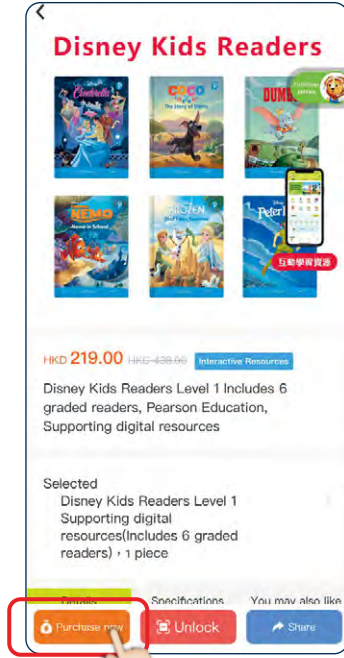




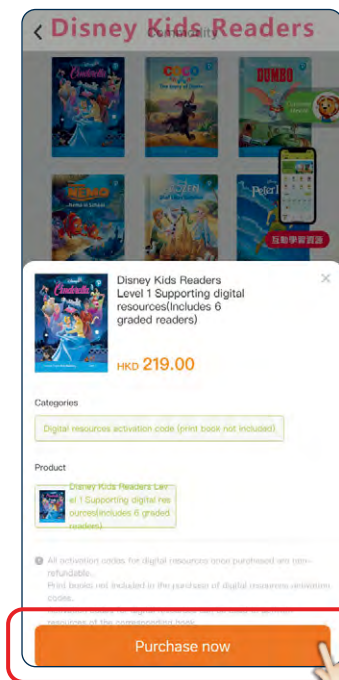
1 Tap "Books"



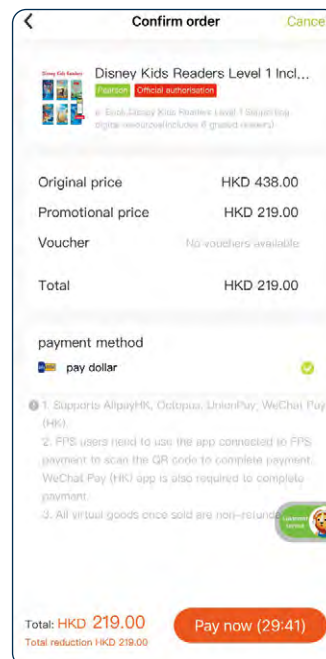
2 Tap "All books" to view the series and titles available



3 Select your book, then tap "Purchase now"



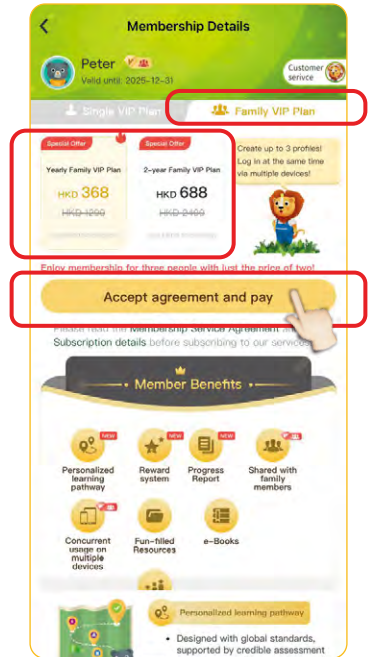
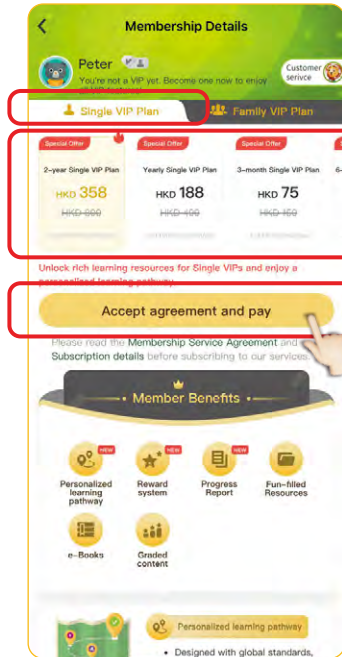
4 Confirm your purchase by tapping "Purchase now"



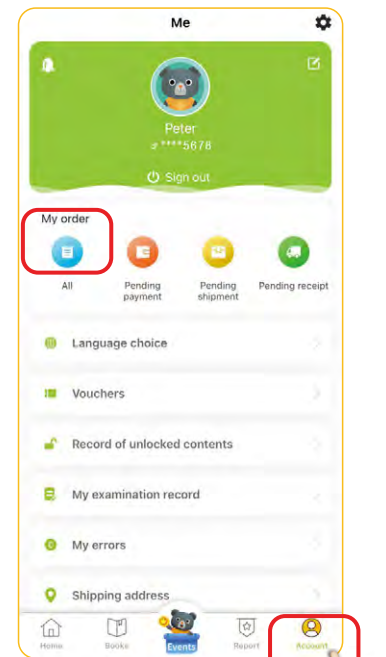
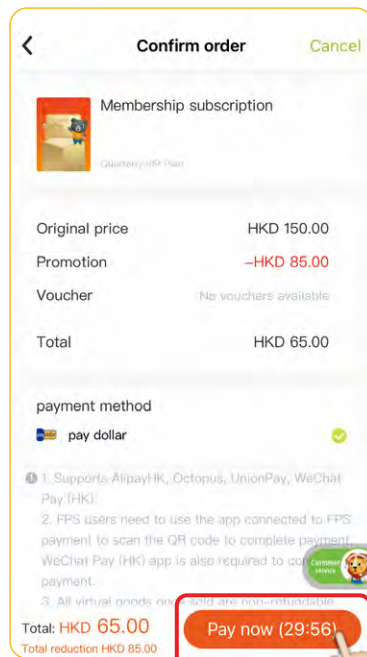
5 Tap "Pay now" to complete the order

*Complete payment within 30 min. or the order will be cancelled.

Purchase of VIP Membership



- 1 After login, tap next to your login name or tap on the little lion icon
- 2 Please select "Single VIP Plan" or "Family VIP Plan" (Will be shown in next step). After "Single VIP Plan", select "2-year" or "Yearly" or "3-month" or "6-month" Single VIP Plan. Accept agreement and pay
- 3 Select "Family VIP Plan", select "Yearly Family" or "2-year Family" VIP Plan. Accept agreement and pay

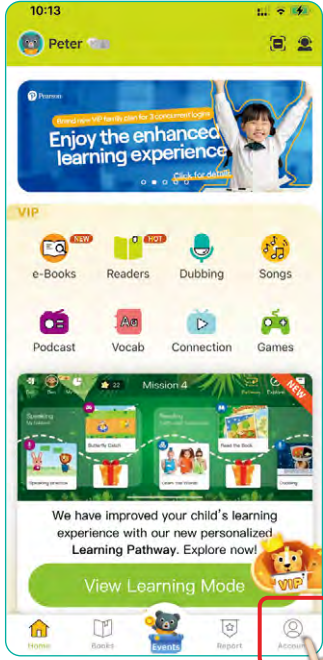


- 4 Follow the instruction to validate your account
- 5 Tap "Pay now" to confirm membership subscription
- 6 Upon completion of subscription, tap "Account" on the bottom right, then tap "All" to view purchase record

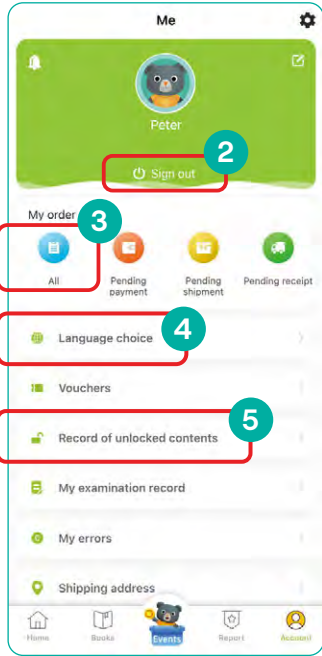
*Complete payment within 30 min. or the order will be cancelled.



Account and other settings



1 Tap "Account" on bottom navigation menu



- 2 Log out from the account
- 3 View purchase record
- 4 Change language setting
- 5 View record of unlocked contents



- 1 Home
- 2 Textbooks and Readers
- 3 Progress report
- 4 Account and other settings
- 5 Placement test/ Progress report
- 6 Personalised learning mode
- 7 Learning resources

Interface on tablets would look slightly different to the example below. Such is the way to optimise user experience.