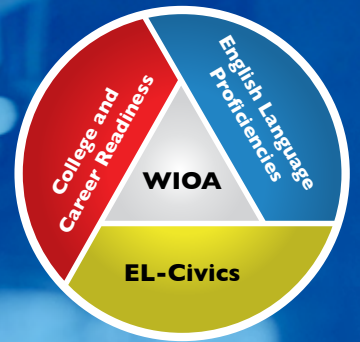
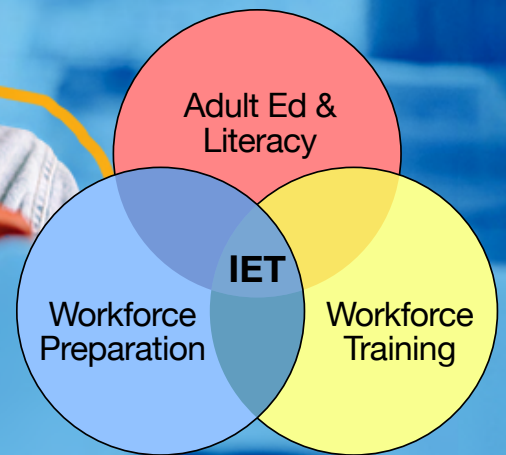




Unlock your students' potential for success on **CASAS® STEPS** with **FUTURE**



CASAS®
STEPS



CASAS[®]

STEPS

The **CASAS[®] STEPS** (Student Test of English Progress and Success) Reading and Listening is a new assessment series developed to further improve testing experience for test-takers and program staff, ensure multiple test formats, align to the most current federal standards and make reading and interpreting test results easier. This new assessment series will replace the current CASAS[®] Life and Work Reading and Listening Test Series.

STEPS Reading and Listening measures academic vocabulary and higher-order thinking skills contained in the English Language Proficiency Standards (ELPS). The quality and quantity of test items in this new series is designed to produce more accuracy and decreased retesting.

2

The table below shows the comparison between the CASAS[®] Life and Work Series and the new CASAS[®] STEPS Series.

	Reading	Listening	Reading	Listening
NRS Levels	1 – 6	1 – 6	1 – 6	1 – 6
Proficiency Standards	CASAS [®] Content Standards – Reading	CASAS [®] Content Standards – Listening	English Language Proficiency (ELP) Standards for Adult Education	English Language Proficiency (ELP) Standards for Adult Education
	CASAS [®] Competencies	CASAS [®] Competencies	CASAS [®] Competencies	CASAS [®] Competencies
Test Levels	4 Levels A – D	3 Levels A – C	5 Levels A – D	5 Levels A – D

New STEPS-Aligned Series Enhancements

Reading STEPS
Practice Tests

Listening STEPS
Practice Tests

STEPS
Study Guide

STEPS
Teaching Guide

Test-Taking
Strategies Guide

The chart below shows the CASAS® test level coverage per NRS Level.

NRS Descriptor	NRS Level	CASAS® STEPS Test Level				
Advanced ESL	6					E
High Intermediate	5				D	E
Low Intermediate	4			C	D	
High Beginning	3		B	C		
Low Beginning	2	A	B			
Beginning ESL Literacy	1	A				

Future is Your All-in-One CASAS® STEPS Solution





ALIGNMENT

Future is aligned with critical instructional standards (College and Career Readiness Standards for Adult Education, English Language Proficiency Standards, CASAS® Reading and Listening STEPS Content Standards and Competencies).



RIGOR

Future is a rigorous integrated-skills course that employs coordinated instructional practices to promote student learning. Language for Rigorous Tasks in Future, clarifies how students are learning higher order thinking skills in a particular level and literacy strand.



CONTEXTUALIZED CONTENT

Every unit in Future contains a Soft Skills at Work lesson and a Workplace, Life, and Community Skills lesson related to the unit theme. In addition, every level of Future contains two units on employment and work-related topics.



DEPTH OF KNOWLEDGE

Future specifies cognitive skills in every lesson to ensure that students are engaging in different levels of thinking throughout the instruction. Purple highlighted verbs show teachers precisely which skills students will be practicing.



DIGITAL LITERACY

Future's digital components (Pearson Practice English App, MyEnglishlab, Mondly Languages App, Advance, and ActivTeach for Teachers) promotes digital literacy and allows students to listen, practice and study on the go—anywhere, any time.

Future is first to align with ELPS, CASAS® Content Area Standards, CASAS® Competencies and CCRS.

Lesson 2 Listening and Speaking

Reschedule a doctor's appointment

CASAS® STEPS
Competency:
Health

1 BEFORE YOU LISTEN

Integrated
Education and
Training (IET) Focus

MAKE CONNECTIONS. What are your biggest problems with making or going to a doctor's appointment? Discuss the ideas in the box.


- inconvenient office hours
- waiting a long time on the phone
- waiting a long time for an appointment
- waiting a long time in the clinic

English Language
Proficiency
Standard 3

2 LISTEN

Isabella is a medical receptionist who helps patients with their appointments.

CASAS® STEPS
Content Area:
Main Idea



A ▶ **LISTEN FOR MAIN IDEA.** Circle the answers.

1. Mr. Chen is calling _____.
- to make an appointment
 - to cancel an appointment
 - to speak to the doctor

CASAS® STEPS
Format-Aligned

CASAS® STEPS
Content Area:
Details

Mr. Chen wants to see the doctor _____.

- on Thursday at 3:00
- on Friday at 3:00
- on Saturday at 4:00

B ▶ **LISTEN FOR DETAILS.** Circle the answers.

2. Ms. Ledesma wants to get an appointment for _____.
- today at 4:00
 - today at 5:00
 - Thursday at 5:00
3. Ms. Ledesma's problem is that _____.
- she's sleeping too much
 - she can't sleep, and she's tired
 - she isn't hungry
3. Isabella _____.
- gave Mr. Chen an appointment
 - gave Mr. Chen's appointment to Ms. Ledesma
 - did not find a good time for Ms. Ledesma to come in

English Language
Proficiency
Standard 2

CASAS® STEPS
Content Area:
Dialogue

ELP2: Participate in level-appropriate oral and written exchanges of information, ideas, and analyses, in various social and academic contexts, responding to peer, audience, or reader comments and questions.

CASAS® Content Standards

Main Idea: Identify the main idea of a simple text or the central ideas or themes of a complex text.

Details: Identify the key details and cite evidence from a text.

ELP3: Speak and write about level-appropriate complex literary and informational texts and topics.

Workplace, Life, and Community

Lesson 4

Read and complete a medical history form

1 READ A MEDICAL HISTORY FORM

A INTERPRET. Look at the medical history form. Discuss new words.

MEDICAL HISTORY FORM Date: 3/24/19

Patient Name Rostov, Natasha Date of Birth 7/20/67

Reason for visit today: difficulty breathing

How long have you had these symptoms? one week

Have you been under a doctor's care in the last two years? Yes No

If yes, for what? heart problems and high blood pressure

Have you ever been hospitalized, had a major operation, or had a serious illness? Yes No

If yes, for what? _____

Please list any medications you are currently taking: high blood pressure medication

Are you allergic to any medications? Yes No

If yes, please list: _____

Do you now or have you ever had:

<input checked="" type="checkbox"/> Heart problems	<input type="checkbox"/> Emphysema
<input checked="" type="checkbox"/> High blood pressure	<input type="checkbox"/> Tuberculosis
<input type="checkbox"/> Diabetes	<input type="checkbox"/> Hepatitis
<input type="checkbox"/> Cancer (type)	<input type="checkbox"/> Pneumonia
<input type="checkbox"/> Stroke	<input type="checkbox"/> Asthma
<input type="checkbox"/> HIV/AIDS	

In the past month, have you had any of the following symptoms?

<input type="checkbox"/> Weight gain or loss	<input type="checkbox"/> Dizziness
<input checked="" type="checkbox"/> Chest pain	<input type="checkbox"/> Nausea
<input checked="" type="checkbox"/> Shortness of breath	
<input type="checkbox"/> Fainting	
<input type="checkbox"/> Headaches	

CASAS® STEPS
Task Area:
Forms

CASAS® STEPS
Content Area:
Details

English Language Proficiency Standard 1

CASAS® STEPS
Content Area:
Vocabulary

English Language Proficiency Standard 2

English Language Proficiency Standard 9

B DISCUSS. Answer the questions.

1. What health problems does Natasha have now? *She's having difficulty breathing.*
2. What kind of medication is Natasha taking? *She's taking high blood pressure medication.*
3. Does Natasha have any allergies to medications? *No, she doesn't have allergies to medications.*
4. What other medical problems has Natasha had? *She's had heart problems.*

English Language Proficiency Standard 5

C GO ONLINE. Find information about one of the conditions listed on the medical history form. What are some symptoms of the condition?

Future takes college and career readiness to the next level through writing activities.

8 Writing

Lesson 8 Write about a healthy habit

1 STUDY THE MODEL

ANALYZE. Read the model and Writing Skill. Then answer the questions.

Exercising: A Healthy Habit

Think everyone should exercise for at least an hour every day. First, it helps you lose weight. Second, it helps you prevent serious health problems like heart disease or diabetes. Third, it improves your mood and makes you feel happier. Fourth, it gives you more energy. Fifth, it helps you sleep better at night. Finally, it's a good way to connect with family and friends. In conclusion, exercising is good for your health.

Concluding Sentences

English Language Proficiency Standard 1

...concluding the paragraph or gives an opinion on the topic. Use a concluding word or phrase such as *In conclusion*, *To conclude*, *Therefore*, or *To sum up*.

In conclusion, exercising is good for your health.

1. What is the concluding sentence of the paragraph?
2. What concluding word or phrase is used? In conclusion

2 PLAN YOUR WRITING

A BRAINSTORM. Ask and answer the questions.

What is another healthy habit? Why is it healthy?

OUTLINE. Include reasons why the habit is healthy. Add a conclusion.

Topic Sentence:

Reasons:

Concluding Sentence:

3 WRITE

JUSTIFY. Write about a healthy habit. Use the model, the Writing Skill, and your ideas from Exercise 2 to help you.

CHECK YOUR WRITING

COLLABORATE. Read the checklist. Read your writing together. Revise your writing.

English Language Proficiency Standard 3

WRITING CHECKLIST

- Does the paragraph have a concluding sentence?
- Does the concluding sentence conclude the paragraph or give an opinion on the topic?
- Does the concluding sentence use a concluding word or phrase?

CHECK YOUR WRITING

COLLABORATE. Read the checklist. Read your writing together. Revise your writing.

I can write a concluding sentence.

I need more practice.

200 Unit 10, Lesson 8

Integrated Education and Training (IET) Focus

English Language Proficiency Standard 1

CASAS® STEPS Task Area: Text

8

CASAS® STEPS Content Standard: Main Idea

CASAS® STEPS Content Area: Details

English Language Proficiency Standard 2

ELP1: Construct meaning from oral presentations and literary and informational text through level-appropriate listening, reading, and viewing.

ELP2: Participate in level-appropriate oral and written exchanges of information, ideas, and analyses, in various social and academic contexts, responding to peer, audience, or reader comments and questions.

ELP3: Speak and write about level-appropriate complex literary and informational texts and topics.

ELP9: Create clear and coherent level-appropriate speech and text.

English Language Proficiency Standard 3

English Language Proficiency Standard 9

CASAS® Content Standards
Main Idea: Identify the main idea of a simple text or the central ideas or themes of a complex text.
Details: Identify the key details and cite evidence from a text.

Future Reading STEPS Practice Test

DIRECTIONS

1. Mark your answers on the answer sheet. Use a number 2 pencil only.
2. Please do not write in the test booklet.
3. Try to answer every question. Choose the one best answer. If you want to change an answer, be sure to erase the first mark completely.

Practice

EMTs

EMTs (emergency medical technicians) help people who are sick or injured. When there is an emergency and someone needs medical assistance, EMTs drive to the emergency in an ambulance. They give the person medical treatment if they can. They put the person in the ambulance and take him or her to the EMT means they take them to an emergency hospital for treatment. EMTs save people

CASAS® STEPS Task Area: Text

Prepare for CASAS® Reading and Listening STEPS with Practice Tests

Includes Test Item Analysis!!!

Item Analysis Guide helps teachers and students determine content areas and competencies that need further reinforcement.

Practice 1

What is the main job of an EMT?

- A. treat people in emergency rooms
- B. put people in ambulances
- C. help people who are sick or injured
- D. take people to hospitals

Practice 2

What is the meaning of emergency?

Emergency treatment
Emergency crisis
Emergency important help

CASAS® STEPS Format-Aligned

READING STEPS PRACTICE TEST

FUTURE 3

English for Work, Life, and Academic Success

Series Enhancement

Features:

- Test items that match CASAS® STEPS Content Area Blueprint and Competency Areas
- Test item numbers, format and timing that match CASAS® STEPS Assessment
- Printed Practice Test Booklet
- Printable Answer Sheets
- Print on Demand PDF Version
- Integrated to MyEnglishLab



Teach to the CASAS® Content Standards with Confidence Using Future STEPS Teaching Guide



Future Reading STEPS Teaching Guide

3. Prepare Anchor Charts

What is an anchor chart?

An anchor chart is a visual learning tool used in classrooms to support instruction and reinforce concepts. These charts are displayed on classroom walls. Anchor charts can take various forms, including diagrams, lists, or illustrations, and they focus on key strategies related to a particular subject. Teachers need to prepare anchor charts by identifying the main idea to reinforce and enhance understanding.

Here's an example of a Main Idea Anchor Chart:

**CASAS® STEPS
Content Area:
Details**

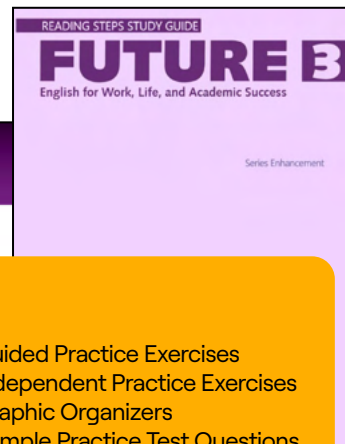
**CASAS® STEPS
Content Standard:
Main Idea**

Main Idea	Details
The main idea is the most important point or message in a text.	Details are information that support or explain the main idea.
<ul style="list-style-type: none"> • Make sure you look at the title and subtitles of the text. • Make sure to look for important words and repeated words. • Read the beginning sentence and the concluding sentence. • Think of what the text is about. 	<ul style="list-style-type: none"> • Look for descriptions. • Look for explanations. • Look for supporting information. • Look for steps. • Look for examples.
Main Idea: California's weather is diverse because of its geography.	
Detail: Sierra Nevada is known for snowfall in the winter due to the mountains.	
Detail: The Mojave Desert endures hot and dry conditions.	
Detail: San Francisco's climate has warm, dry summers.	
Detail: Los Angeles has wet winters along the coast of California.	

Includes:

- Notes and Examples for Direct Instruction
- Teacher Lesson Preparation Tips
- Templates
- Graphic Organizers
- Extension Activities

Target Skills and Build Mastery with Future Reading and Listening STEPS Study Guide for Students



Future Reading STEPS Study Guide

CASAS® STEPS
Content Standard:
Main Idea

Student: _____ Date: _____

Main Idea – Guided Practice

1. Look at the picture below.



Future 2, P

a. Describe what you see?

b. State the main idea.

2. Read the sample passage below:

Florida is a state known for sunny climate. Renowned Gulf coasts, Florida attracts home to iconic attractions

Complete with
Graphic Organizer
Templates

Includes:

- Guided Practice Exercises
- Independent Practice Exercises
- Graphic Organizers
- Sample Practice Test Questions
- Answer Sheets

Future Reading STEPS Study Guide

11

vibrant nightlife of Miami's South Beach, and the unique ecosystem of the Everglades. Florida's tropical and subtropical climate fosters lush vegetation, making it a haven for wildlife enthusiasts. With its mix of modern urban areas and natural wonders, Florida stands out as a destination that offers something for everyone.

a. What is the main idea of the passage?

b. What details support the main idea?

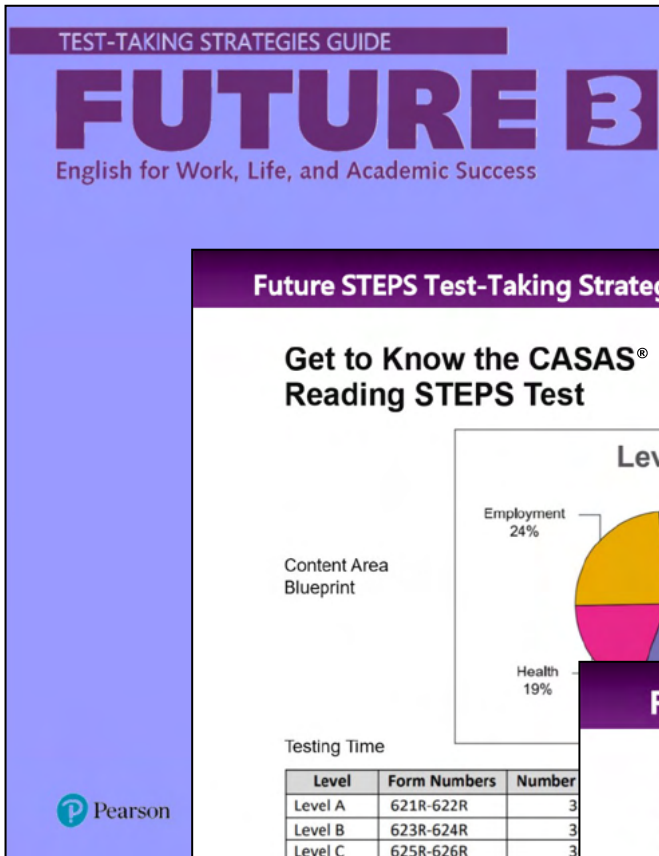
c. Fill-out the fishbone graphic organizer using your responses from the guiding questions b and c.



Build Student Confidence with CASAS® STEPS Test-Taking Strategies Guide

A Comprehensive Test-Taking Strategies Guide with

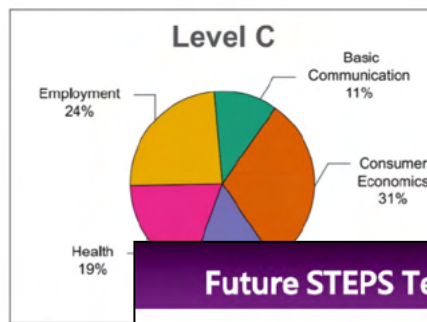
- CASAS® Reading and Listening STEPS Test Overview for Students
- Test-Taking Strategies Before the Test
- Test-Taking Strategies During the Test
- What to Do After the Test
- Study Tips for Students



Future STEPS Test-Taking Strategies

Get to Know the CASAS® Reading STEPS Test

Content Area Blueprint



Testing Time

Level	Form Numbers	Number
Level A	621R-622R	3
Level B	623R-624R	3
Level C	625R-626R	3
Level D	627R-628R	3
Level E	629R-630R	3

Competency Area

- 0. Basic Communication
 - 0.1 Communicate in interpersonal interactions
 - 0.2 Communicate regarding personal information
- 1. Consumer Economics
 - 1.1 Use measurement and money
 - 1.2 Use information to identify and purchase goods
 - 1.3 Understand methods and procedures used to purchase
 - 1.4 Understand methods and procedures used to obtain services
 - 1.9 Understand how to purchase and maintain an automobile
- 2. Community Resources
 - 2.2 Understand how to locate and use different types of travel-related information
 - 2.7 Understand aspects of society and culture
 - 2.8 Understand how to access and use educational resources

Future STEPS Test-Taking Strategies

Before the Test

To prepare for the test, you need to know the content areas that are tested.

The CASAS Reading STEPS Level C tests four content areas.

5. Vocabulary
6. Main Idea
7. Details
8. Inference

Below are some tips to prepare for each content area:

Vocabulary:

- Take the Future STEPS Practice Test and review missed items.
- Complete the Future Steps Study Guide exercises on Vocabulary.
- Make flash cards from an academic word list.
- Practice using vocabulary flash cards in regular conversations.
- Create a glossary of terms at the back of your notebook.
- Write down synonyms and antonyms of words.
- Do a spelling quiz.
- Use words in written sentences.

Main Idea

- Take a practice test and review missed items.
- Complete Study Guide exercises on Main Idea
- Summarize various short types of text.
- Look for key words in topic sentences.
- Read paragraphs from various reading material and check if the main idea is at the beginning or ending sentences.

Details

- Take the Future STEPS Practice Test and review missed items.
- Complete Future STEPS Study Guide exercises on Details.
- Look for key words in the middle of the paragraphs.
- Look for sentences that support the main idea in various texts around you.

Inference

- Take the Future STEPS Practice Test and review missed items.
- Complete Future STEPS Study Guide exercises on Inference.
- Draw inferences from pictures around you.
- Read various texts around you and look for patterns within the text.

Future Provides Learners with Robust Opportunities for Practice and Mastery

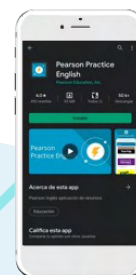
Student Book and Workbook




MyEnglishLab



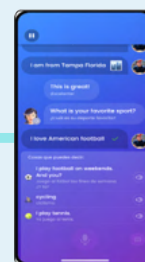
Pearson Practice English App



Future STEPS Practice Test





mondly
by Pearson



Mondly Languages App


Future STEPS Study Guide



Future STEPS Test-Taking Strategies

Future Supports Teachers with Targeted Lesson Activities, Strategies and Resources.

Future STEPS Teaching Guide



Teacher's Edition


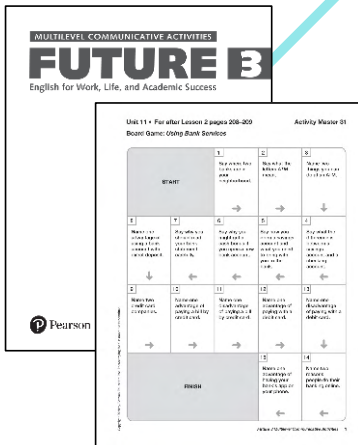




ActivTeach



14

CCRS Plus Lessons



Future STEPS Practice Test Item Analysis Chart

DATE: _____

TEST: _____

TEST TYPE: _____

TEST CENTER: _____

TEST DATE: _____

TEST TIME: _____

TEST LOCATION: _____

TEST ADMIN: _____

Item	Correct	Incorrect	Skipped	Unattempted	Total
1	15	10	0	0	25
2	15	10	0	0	25
3	15	10	0	0	25
4	15	10	0	0	25
5	15	10	0	0	25
6	15	10	0	0	25
7	15	10	0	0	25
8	15	10	0	0	25
9	15	10	0	0	25
10	15	10	0	0	25
11	15	10	0	0	25
12	15	10	0	0	25
13	15	10	0	0	25
14	15	10	0	0	25
15	15	10	0	0	25
TOTAL	150	100	0	0	250

Correct and incorrect items are displayed in descending order of correct response percentage.

Multi-Level Activities

Assessment Program

Future STEPS Practice Test and Item Analysis

Future makes it easy to contextualize instruction for Integrated Education and Training (I.E.T.).

Lesson 7 Reading

Read about vaccinations

CASAS® STEPS
Task Area:
Infographics

CASAS® STEPS
Content Area:
Inference

1 BEFORE YOU READ

PREDICT. Skim the article. Read the title and headings. What questions do you think the article will answer?

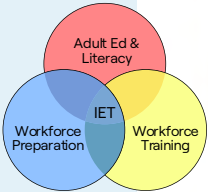
2 READ

Listen and read.

CASAS® STEPS
Content Area:
Vocabulary

Academic Skill: Interpret graphics
Looking at graphics, such as pictures and diagrams, helps you understand what an article is about. They show information in a visual format that is easy to see and understand.

Integrated Education and Training (IET) Focus



Vaccinations

Fifty years ago, measles and polio were serious health problems. Many people got sick or died from them. Today, people in the U.S. almost never get these diseases. Why? They get vaccinated. Vaccinations protect millions of people from deadly illnesses. Most importantly, they protect children.

people also refuse to get shots. Their reasons are religious or moral. A few states allow them to do this.

I don't have insurance. Can I get these shots for free?
Yes. Vaccines for Children (VFC) gives free vaccines to children. Most family doctors participate in VFC.

What vaccinations should adults get?
Influenza (the flu) makes millions of people sick every year. It makes people miss many days of school and work. It's a good idea to get a flu shot every year. The vaccine may not completely protect you from the flu. However, some protection is better than no protection.

Vaccinations prevent disease. They are important for your health. They are even more important for your child's health. They are also important for the health of your community. That's why you and your children should get them.

CASAS® STEPS
Format:
Numbered Text

Why do children get vaccinations?
Vaccinations keep children safe and healthy. Most children get shots that protect them from 14 different diseases. These include measles, mumps, chicken pox, and polio.

When do children get the vaccines?
Children get different vaccines at different ages. Children need only one dose, or shot, of some vaccines. Other vaccinations require several doses. Your doctor can help you decide when to get your child's shots.

Are children vaccinated?
Vaccination requirements for school children mean that most children get vaccinated. However, some children have medical conditions. Vaccines are dangerous for these children. These children don't have to get vaccinated.

VACCINATION SCHEDULE
These are some of the vaccinations children should get during the first year of life:

	1 Birth	2 month	4 months	6 months	1 year
Hepatitis B	✓	✓		✓	✓
Diphtheria, Tetanus					✓
Influenza (Flu)					✓
Mumps					✓
Polio					✓

CASAS® STEPS
Content Standard:
Main Idea

English Language Proficiency Standard 1

CASAS® STEPS
Task Area:
Charts & Forms

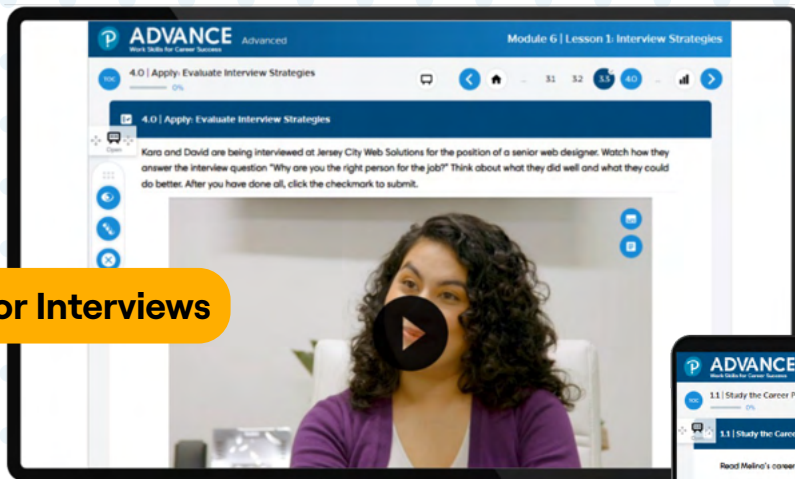
CASAS® STEPS
Format-Aligned

3 CLOSE READING

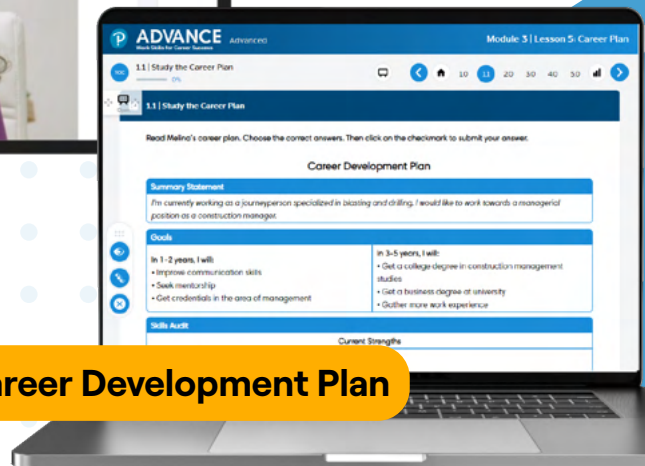
ELP1: Construct meaning from oral presentations and literary and informational text through level-appropriate listening, reading, and viewing.

CASAS® Content Standards
Main Idea: Identify the main idea of a simple text or the central ideas or themes of a complex text.
Inference: Determine what a text says implicitly (e.g., make inferences, draw conclusions) and cite textual evidence.

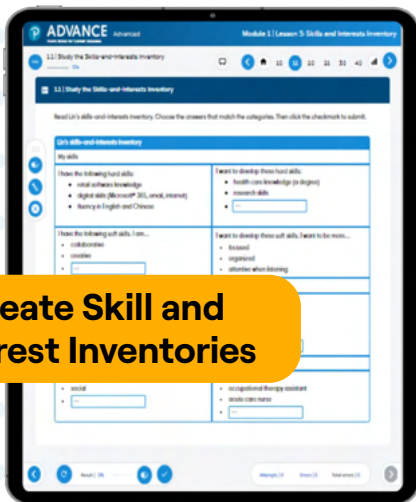
I.E.T. Workplace Preparation Skills Development through Advance: Work Skills for Career Success



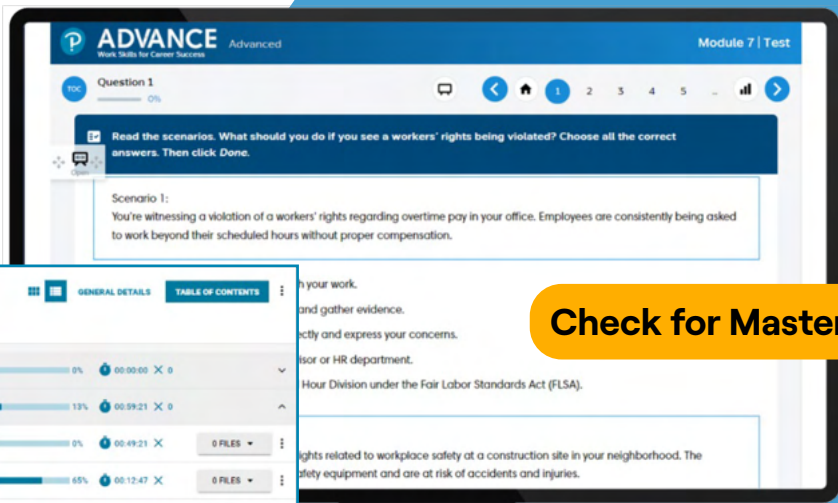
Prepare for Interviews



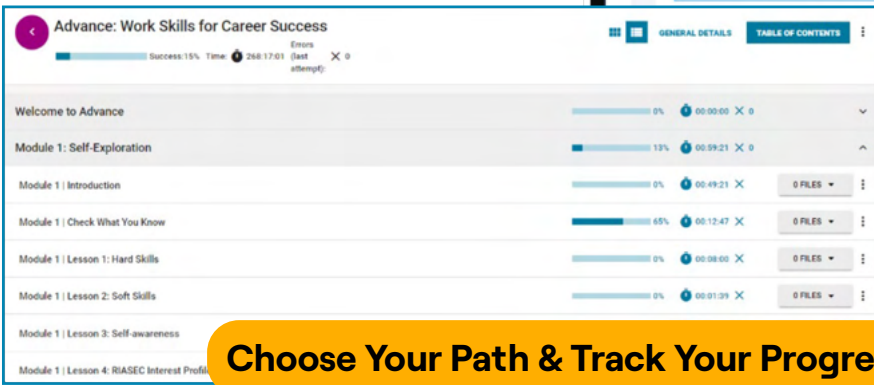
Draft a Career Development Plan



Create Skill and Interest Inventories



Check for Mastery



Choose Your Path & Track Your Progress

Contact Us



OASIS

I would like to make a purchase

Please visit our **eStore** to order by credit card. Note that taxes will be charged as applicable.

If you are tax exempt, please use our **OASIS system.**

Business, Organization, Government
Order Placement



Contact my sales representative

Fill out this form and your dedicated sales representative will contact you as soon as possible.

Click here.

**Be yourself
in English.**