



Ways to Make Your Revision More Effective

As the exam period approaches, here are some useful tips to help you prepare and use your precious time efficiently.



1 Include extra-curricular events in revision timetables

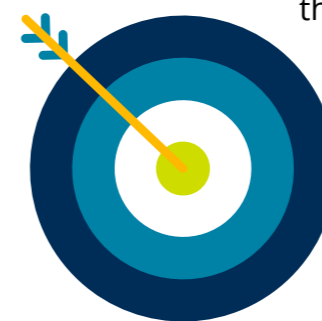
When you prepare your revision timetable, include extra-curricular activities, family commitments and other important tasks alongside your exam schedule. This will help you to manage your time and juggle other commitments – be it a family birthday, a part-time job or a sporting activity. Breaking up long revision periods with other events will also help make the exam period seem less daunting overall.



2 Set achievable mini-goals


Set mini-goals and targets for each revision session so that you can absorb information in manageable chunks. That way, you can measure your achievement and be motivated by small successes.

A goal could be as simple as spending 15 minutes on understanding one particular area – for example, covalent bonding in Chemistry.




3 Introduce a 'digital detox'

Although technology is a major part of our lives, the examination process itself is still largely done on paper. While it's tempting to make frequent use of online resources, completing some revision offline with pen and paper can be just as important as using computers, tablets and phones.



4 If you only remember one thing...

Highlighting one key point or fact for each topic area can effectively breakdown the volume of information you need to remember. It's OK not to remember every fact and figure; simply knowing the key pieces of information on a particular subject point will enable you to score important marks.



5 Familiarise yourself with multiple revision strategies

Use tried and tested memory tricks such as mnemonics – using the first letters of a list of items to help memorise particular facts. Visual prompts, such as concept maps, flow charts and revision cards are also helpful. Sticking notes with key words around the house can be a handy way to help memorise important information, terms and vocabulary.



6 'Little and often' beats cramming

Short, regular revision sessions are far more effective than spending hours trying to cram. By allocating 15-minute blocks to particular topic areas or subjects, you will be able to stay engaged and motivated. This is especially effective when learning lists, be it French vocabulary, scientific definitions or important equations.



7 Make sure you know your exam boards

If you are planning to buy revision resources, you need to know which exam board your school uses for particular subjects. This will ensure you don't become confused by meeting a topic that you're unfamiliar with during your revision or in the exam.

Edexcel
AQA
OCR



8 Positive reflection

It really helps to think about how successful each revision session was. List five things you have learnt, three things you will confidently remember and three things that you're still unsure about. This means that when you return to your notes for further revision, you can focus on filling in the knowledge gaps.



9 Keep things in perspective

Remember, that while exams and qualifications are possible stepping-stones to a bright and successful future they are not the be all and end all. They do not, and will never, completely define the sum total of what a good education ought to provide.

