

future ready

Support for Project Qualifications

We've gathered together all our resources for Project Qualifications in one place to help support you.

All the resources here are available from the [Project Qualifications website](#) or our [Future Ready hub](#).

Some of our resources will require you to have an **Edexcel Online login**.

You'll see a padlock symbol where this applies. 

If you don't have login details, you can find out how to get them [here](#).

Here's an overview of the support links we'll provide in this document:

Delivering Level 1 FPQ/Level 2 HPQ

- [Information on the qualification](#)
- [Assessment guidance](#)
- [On-demand training](#)
- [Student resources](#)
- [Planning and mentoring guidance](#)

Delivering Level 3 EPQ

- [Information on the qualification](#)
- [Specific EPQ topics](#)
- [Assessment guidance](#)
- [On-demand training](#)
- [Student resources](#)
- [Planning and mentoring guidance](#)

Information on the qualification

Specification

Specification for teaching the Level 1 Foundation and Level 2 Higher Project Qualifications.

Download



Social Distancing Guidance and Recommendations

Recommendations to help you deliver and candidates complete the Project Qualifications with social distancing measures in place.

Download



Project templates

All the templates you need to successfully deliver the Level 1 Foundation and Level 2 Higher Project Qualifications.

Candidate record sheet




Project activity log



Project proposal form



Observation record



Admin guidance

This document gives you an overview on all the forms which are needed for the Project Qualifications.

Download



Express

Our FPQ and HPQ Express information guide gives you guidance on delivering the qualifications in a focused period of time.

Download



Assessment guidance

Emphasises some of the key points that must be considered carefully when awarding marks to candidate work at Level 1 and Level 2.

Level 1



Level 2



Exemplars and commentary

Exemplar work and commentary to show how Level 1/Level 2 projects have been marked.

Level 1



Level 2



Examiner reports

Examiner reports provide assessors with helpful advice and guidance to supporting candidates to reach a successful project qualification.

Download



Moderation guidance

Everything you need to know about moderation for the Project Qualifications, including what is included in your sample, what evidence needs to be provided and sending everything to your moderator.

Download





Qualification training

Recorded training session on delivering and assessing the Foundation and Higher Project. The link includes the recording, exemplar and commentary for projects at both Level 1 and Level 2.

[Download](#)

Controlled assessment marking training

How to assess an appropriate Project Proposal Form, how to apply the assessment grids and award marks, review exemplar work and explore approaches to internal standardisation.

[Download](#)

Standardisation training

Past standardisation training content. Guidance on assessing and standardising the Foundation and Higher Project. Includes accompanying exemplars to support the training.

[Download](#)

Project webinars

Guidance and support on project learning principles. These webinars cover topics such as teaching learners how to carry out research and mentoring learners.

[Watch](#)

Express training

Outlining the Express approach to delivering the Project Qualifications.

[Download](#)

Useful link

This webpage will be updated with any new qualification training.

[Link](#)



Student webinars

Students will learn key skills to help with project work and can watch the webinars on demand. The webinars include topics such as critical thinking and presentation skills.

Watch



Student guide

Information for students on what is involved in taking the qualification and some example Project titles.

Download



Project record template

Template to help learners record their work on the project. This includes records of activities on certain days and information gathered from research.

Download



Online toolkit

Online toolkit for Level 1/Level 2 learners including a project checklist and template.

Download





Teacher guide

Supports you delivering the Level 1/Level 2 Project Qualifications.

[Download](#)

Teaching and mentoring delivery guidance

Different ways of structuring the taught and mentoring element of the qualifications.

[Download](#)

Future Ready Today podcasts

Listen to teachers, examiners, employers and industry partners on how they are empowering today's learners.

[Listen](#)

Scheme of work

A scheme of work for Level 2 learners with an interest in philosophy.

[Download](#)

Planning alongside BTEC

Top tips for delivering the Project Qualification alongside BTEC qualifications.

[Download](#)

Choosing a title

How to support students in picking a project title for the Foundation and Higher Project.

[Download](#)

Continued on next page...





Setting up a Google classroom

Instructions on how to use an online platform to support your Project learners, specifically using Google classroom. This guide can be found in the Online Toolkit.

Download



Mentor tracking sheet

This mentor tracking sheet can be used to record progress and make notes of conversations with learners. This can be found in the Online Toolkit.

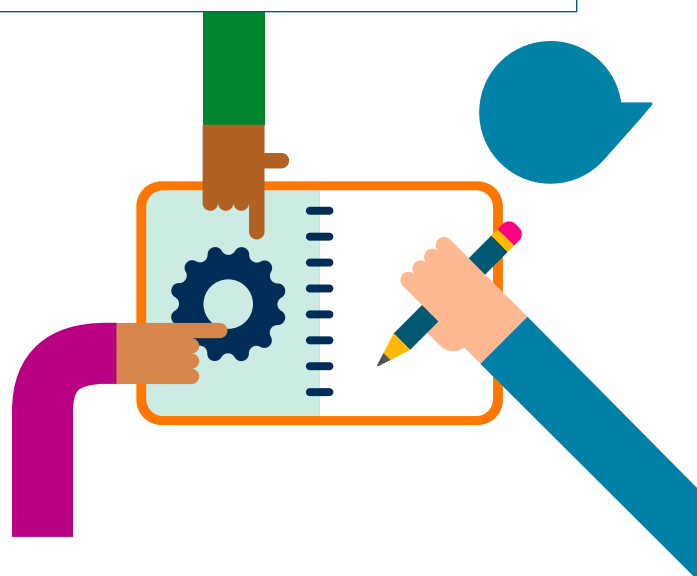
Download



Project vs Essay

Outlining the differences between a project and an essay.

Download



Specification

Specification for teaching the Level 3 Extended Project Qualification.

[Download](#)

Social Distancing Guidance and Recommendations

Recommendations to help you deliver and candidates complete the Project Qualifications with social distancing measures in place.

[Download](#)

Project templates

All the templates you need to successfully deliver the Level 3 Extended Project Qualification.

[Candidate record sheet](#)[Project activity log](#)[Project proposal form](#)[Observation record](#)[Oral presentation
record card](#)

Admin guidance

The Admin guidance document gives you an overview on all the forms which are needed for Project Qualifications. There are also three documents which give a suggested overview of when to complete the different stages of the forms.

[Admin guidance](#)[Submit forms - 1 year](#)[Submit forms - 1½ years](#)[Submit forms - 2 years](#)

Express

Our EPQ Express information guide gives you guidance on delivering the qualification in a focused period of time.

[Download](#)

Useful link

See what higher education institutes have to say about the EPQ.

[Link](#)



Future Skills for Employability

Resources for this include: Future Ready framework, introduction, assessment guidance, activity sheets, exemplars and schemes of work.

Exemplars

[Introduction](#)

[Assessment Guidance](#)

[Future Ready Framework](#)

[Project proposal form](#)

[Activity log](#)

[Dissertation](#)

Activity sheets

[Evaluating solutions at work](#)

[Exploring open questions](#)

[Presenting my EPQ pilot idea](#)

[What is your big idea?](#)

Schemes of Work

[Four terms](#)

[One year](#)

NEW! Young Enterprise

Resources to support completing an EPQ while participating in the Young Enterprise Company Programme. This includes a general guidance document and training video for Young Enterprise volunteers on how to mentor EPQ students.

[Read the guidance](#)

[Watch the training](#)

NEW! BTEC Performing Arts

A guide on mapping Level 3 BTEC Performing Arts qualifications with the EPQ.

[Download](#)



MFL options

Guidance on how the EPQ can be used for further language studies.

Download



Useful link

This page gives some ideas for how the EPQ can be worked on alongside specific A Level subjects.

Link



Assessment guidance

Assessment guidance

Emphasises some of the key points that must be considered carefully when awarding marks to candidate work for the different Level 3 units.

[Unit 1 - Dissertation](#)[Unit 2 - Investigation/Field Study](#)[Unit 3 - Performance](#)[Unit 4 - Artefact](#)

Exemplars and commentary

Exemplar work and commentary to show how Level 3 projects across the different units have been marked.

[Unit 1 - Dissertation](#)[Unit 2 - Investigation/Field Study](#)[Unit 3 - Performance](#)[Unit 4 - Artefact](#)

Examiner reports

Examiner reports provide assessors with helpful advice and guidance to support candidates to reach a successful project qualification in each unit.

[Download](#)

Moderation guidance

Everything you need to know about moderation for the Project Qualifications, including what is included in your sample, what evidence needs to be provided and sending everything to your moderator.

[Download](#)



Marking training

Training to help you mark your students' projects with confidence.

Module 1 – Deliver and assess EPQ

Unit 1 – Dissertation 

Unit 2 – Investigation 

Unit 3 – Performance 

Unit 4 – Artefact 


Module 2 – Marking exercises

Exemplar materials for you to attempt to mark following the instructions and using what you have learned in module 1.

Marking exercises 

Module 3 – Marking training

Recordings of the Principal Moderators explaining how to correctly apply the assessment guidance to projects using the exemplars in module 2.

Part a: Dissertation
and Investigation
Part b: Performance
and Artefact 

Standardisation training

Past standardisation training content. Guidance on assessing and standardising the Extended Project. Includes accompanying exemplars to support the training.

Download 

Project webinars

Guidance and support on project learning principles. These webinars cover topics such as teaching learners how to carry out research and mentoring learners.

Watch 

Express training

Outlining the Express approach to delivering the Project Qualifications.

Download 

Useful link

This webpage will be updated with any new qualification training.

Link 





Student webinars

Students will learn key skills to help with project work and can watch the webinars on demand. The webinars include topics such as critical thinking and presentation skills.

[Watch](#)

Student guide

Information for students on what is involved in taking the qualification, including specific detail on each unit. These are accompanied by relevant [teacher guides](#).

[Unit 1 - Dissertation](#)[Unit 2 - Investigation/Field Study](#)[Unit 3 - Performance](#)[Unit 4 - Artefact](#)

Project record template

Template to help learners record their work on the project. This includes records of activities on certain days and information gathered from research.

[Download](#)

Online toolkit

Online toolkit for Level 3 learners including project checklists for each unit and a project template.

[Download](#)

Choosing a title

Tips for learners on how to choose a successful EPQ title, including example titles for each unit.

[Download](#)



Teacher guide

Guidance on programme delivery for each unit. The guide and plan for each unit include examples of lessons you could deliver. These are accompanied by relevant [student guides](#).

General guidance

Unit 1 - Dissertation

[Guide](#) [Plan](#) 

Unit 2 - Investigation/Field Study

[Guide](#) [Plan](#) 

Unit 3 - Performance

[Plan](#) 

Unit 4 - Artefact

[Guide](#) [Plan](#) 

Teaching and mentoring delivery guidance

Different ways of structuring the taught and mentoring element of the qualification.

[Download](#) 

Schemes of work

Various editable schemes of work to help you plan delivery of the EPQ.

[Express](#) [Teaching over 1 year for June submission](#) [Teaching over 2 years for June submission](#) [Teaching over a year and a half for January submission](#) 

Future Ready Today podcasts

Listen to teachers, examiners, employers and industry partners on how they are empowering today's learners.

[Listen](#) 

Continued on next page...



**NEW!** Case studies

Case studies on successful implementations of the EPQ.

[Art History Link Up](#)[Express approach](#)

Planning alongside BTEC

Top tips for delivering the Project Qualification alongside BTEC qualifications.

[Download](#)

Choosing a title

How to support students in picking a project title for the Extended Project.

[Download](#)

Setting up a Google Classroom

Instructions on how to use an online platform to support your Project learners, specifically using Google classroom. This guide can be found in the Online Toolkit.

[Download](#)

Mentor tracking sheet

This mentor tracking sheet can be used to record progress and make notes of conversations with learners. It can be found in the Online Toolkit.

[Download](#)

Dissertation Project vs Essay

Outlining the differences between a dissertation project and an essay.

[Download](#)

**future
ready**

Contact details

You can contact us via telephone:

UK phone: **0344 499 7190**

Or [fill out this short form](#) and we'll in get in touch!