

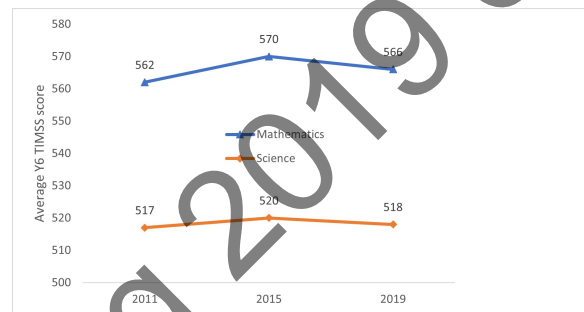
TIMSS 2023

Trends in International Mathematics and Science Study

National Study Centre for Northern Ireland

Summary of National results for ***INSERT NAME OF SCHOOL***

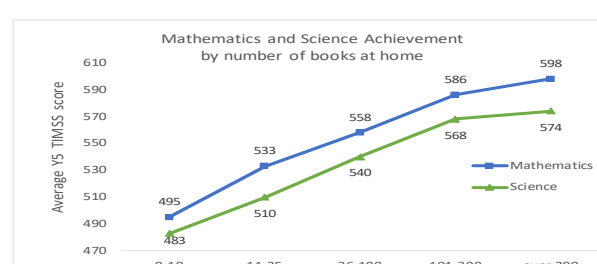
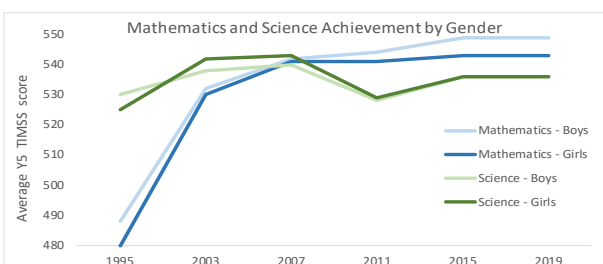
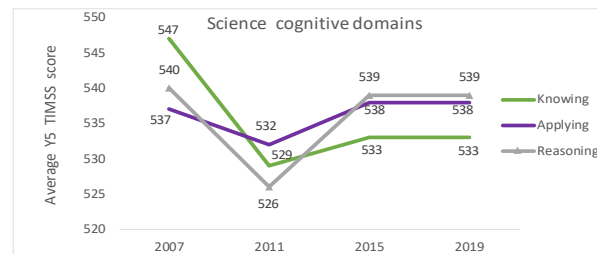
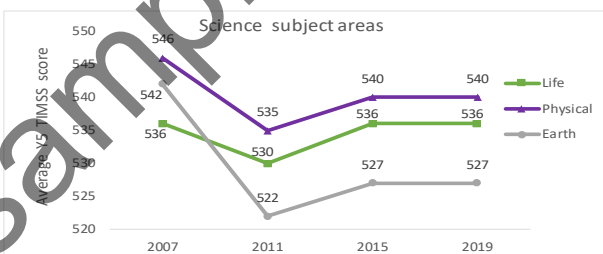
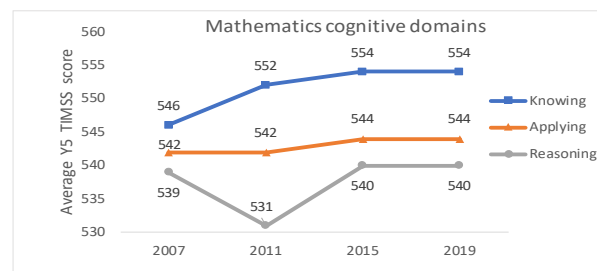
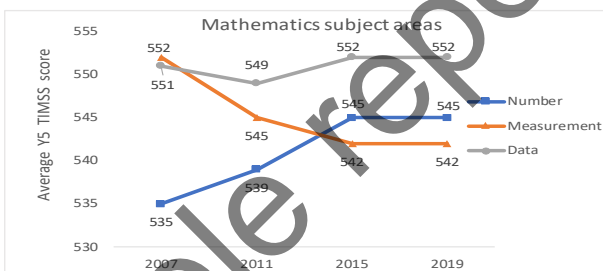
The TIMSS National Study Centre would like to say a big thank you to the school for taking part in Summer 2023. This short report first summarises the overall scores achieved in Northern Ireland and then shows results from the questionnaires completed by ***INSERT NUMBER OF PUPILS*** pupils in class ***INSERT CLASS NAMES***. In TIMSS, pupils answer sets of mathematics and science questions from a larger bank of items, and a questionnaire on attitudes to the subjects and learning in general. The national score is calculated as an average of the approximately 4000 pupils that take part, but test scores for individual pupils and schools cannot be calculated. The questionnaire averages shown for the school should be interpreted with caution due to the small sample.



TIMSS scores are based on the International average of 500. 58 countries participated in 2019; just 5 countries scored significantly above NI in Maths and 18 in Science.

The [TIMSS 2023 National Report for NI](#) contains a full analysis and discussion of the findings.

The mathematics and science results can be broken down further: by subject and cognitive areas, gender and socio-economic indicators



National Study Centre for Northern Ireland

The following tables provide information on your pupils' attitudes toward mathematics and science and perceptions of aspects of the school climate relative to the national and international averages. More positive attitudes and experiences of the school climate are associated with greater average TIMSS scores. These average scores are not presented for your school due to the small sample sizes and because the TIMSS assessment was not designed to be interpreted at the school level.

Mathematics		Very		Somewhat		Not very	
		%	Av.Score	%	Av.Score	%	Av.Score
Likes subject	Your school	48%	–	33%	–	19%	–
	Northern Ireland	42%	553	37%	528	21%	517
	International average	37%	518	43%	496	20%	471
Confident in subject	Your school	48%	–	33%	–	19%	–
	Northern Ireland	42%	553	37%	528	21%	517
	International average	37%	518	43%	496	20%	471
Engaged in lessons	Your school	48%	–	33%	–	19%	–
	Northern Ireland	42%	553	37%	528	21%	517
	International average	37%	518	43%	496	20%	471

Science		Very		Somewhat		Not very	
		%	Av.Score	%	Av.Score	%	Av.Score
Likes subject	Your school	48%	–	33%	–	19%	–
	Northern Ireland	42%	553	37%	528	21%	517
	International average	37%	518	43%	496	20%	471
Confident in subject	Your school	48%	–	33%	–	19%	–
	Northern Ireland	42%	553	37%	528	21%	517
	International average	37%	518	43%	496	20%	471
Engaged in lessons	Your school	48%	–	33%	–	19%	–
	Northern Ireland	42%	553	37%	528	21%	517
	International average	37%	518	43%	496	20%	471

Wellbeing		High/Often		Some/Monthly		Low/Weekly	
		%	Av.Score	%	Av.Score	%	Av.Score
	Your school	48%	–	33%	–	19%	–
	Northern Ireland	42%	553	37%	528	21%	517
	International average	37%	518	43%	496	20%	471
Frequency of bullying	Your school	48%	–	33%	–	19%	–
	Northern Ireland	42%	553	37%	528	21%	517
	International average	37%	518	43%	496	20%	471

To find out more:

[National Report](#)

[International Report](#)



Contact the National Study Centre:

Email : TIMSS2023NI@Pearson.com