

Master 16: Activity 5 Assessment

Making Graphs 1

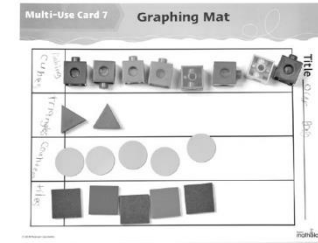
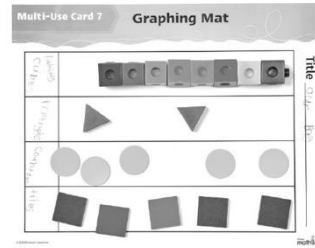
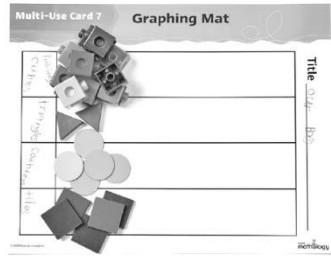
Making Concrete Graphs and Pictographs Behaviours/Strategies

1. Student labels columns, but is unable to sort objects to create display.

2. Student creates display, but sorts objects into piles or bunches pictures together on graph.

3. Student creates display, but objects/pictures are not equally spaced and aligned or pictures have different sizes.

4. Student successfully creates displays using objects or simple pictographs.



Observations/Documentation

Reading and Interpreting Graphs Behaviours/Strategies

1. Student reads displays, but counts objects/pictures twice or mixes up the number word sequence.

2. Student reads displays, but struggles to interpret data to answer "how many" questions.

3. Student reads displays, but struggles to interpret data to answer comparison questions (e.g., how many more/less).

4. Student successfully interprets displays by noting how many more/less than other categories.

Observations/Documentation