
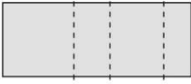
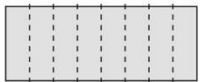



# Master 15: Intervention Activity 6 Assessment

## Exploring Equal Parts

Partitioning Wholes into Equal Parts Behaviours/Strategies		
<p>1. Student chooses an item, but struggles to partition it into equal parts, and parts are not all equal.</p> 	<p>2. Student partitions wholes into equal parts, but thinks that when the parts are not equal, they still represent halves, fourths, and eighths.</p>  <p>"I folded it into 4 unequal fourths."</p>	<p>3. Student partitions wholes into 2 and 4 equal parts, but struggles to partition wholes into 8 equal parts.</p>
Observations/Documentation		
<p>4. Student partitions wholes into equal parts, but struggles to name the unit (does not know fraction words).</p>  <p>"I don't know what each part is."</p>	<p>5. Student partitions wholes into equal parts, but thinks that equal parts of different wholes should be the same size.</p>  <p>"They both show fourths, so they should be the same size."</p>	<p>6. Student successfully partitions wholes into equal parts and names the unit.</p>
Observations/Documentation		