

# Master 26: Activity 8 Assessment

## Comparing and Ordering Numbers to 200

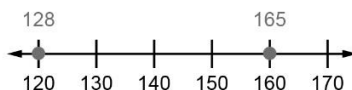
### Comparing and Ordering Numbers to 200 Behaviours/Strategies

1. Student makes 3-digit numbers but doesn't know whether a number is greater than or less than 150.

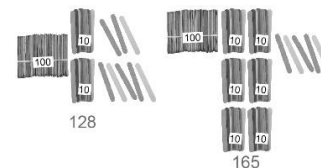


"I don't know which one is greater than 150."

2. Student makes 3-digit numbers, but struggles to place them accurately on the number line.



3. Student models numbers with manipulatives to help order on number line.



### Observations/Documentation

4. Student recites counting sequence or uses hundred chart to order numbers.

121	122	123	124	125	126	127	128	129	130
131	132	133	134	135	136	137	138	139	140
141	142	143	144	145	146	147	148	149	150
151	152	153	154	155	156	157	158	159	160
161	162	163	164	165	166	167	168	169	170

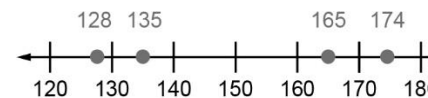
"165 is greater because it is farther down on the hundred chart."

5. Student compares, digit by digit.



"Both have 1 hundred. 128 has 2 tens and 165 has 6 tens. So, 165 is greater than 128."

6. Student successfully uses benchmarks to compare and order.



"The numbers from least to greatest are: 128, 135, 165, 174."

### Observations/Documentation